

BUDGET The United States Department of the Interior **JUSTIFICATIONS**

and Performance Information
Fiscal Year 2025

BUREAU OF INDIAN AFFAIRS

NOTICE: These budget justifications are prepared for the Interior, Environment and Related Agencies Appropriations Subcommittees. Approval for release of the justifications prior to their printing in the public record of the Subcommittee hearings may be obtained through the Office of Budget of the Department of the Interior.



Printed on
Recycled Paper

Table of Contents

DEPARTMENT OF THE INTERIOR
INDIAN AFFAIRS
Budget Justifications
Fiscal Year 2025
Table of Contents

Executive Summary	IA-ES-1
General Statement.....	IA-GS-1
Organization Chart.....	IA-GS-5
Summary Tables	
Comprehensive Budget Table.....	IA-ST-1
TPA Summary	IA-ST-3
Fixed Costs Summary.....	IA-ST-4
Budget Changes at a Glance.....	IA-ST-5
Employee Count by Grade.....	IA-ST-11
Section 403 Compliance	IA-ST-12
Authorizing Statutes.....	IA-AUTH-1
Administrative Provisions.....	IA-PROV-1

Appropriation: Operation of Indian Programs (OIP)

Appropriation Language – Operation of Indian Programs	IA-OIP-1
Summary of Requirements – OIP	IA-OIP-2
Fixed Costs and Internal Realignment – OIP	IA-OIP-4

Justification of OIP Program by Activity

Tribal Government.....	IA-TG-1
Human Services	IA-HS-1
Trust – Natural Resources Management.....	IA-TNR-1
Trust – Real Estate Services	IA-RES-1
Public Safety and Justice	IA-PSJ-1
Community and Economic Development.....	IA-CED-1
Executive Direction and Administrative Services	IA-ADM-1

Contract Support Costs

Appropriation Language – Contract Support Costs.....	IA-CSC-1
Summary of Requirements – Contract Support Costs	IA-CSC-2
Contract Support Costs	IA-CSC-3

Payment for Tribal Leases

Appropriation Language – Payment for Tribal Leases.....	IA-PTL-1
Summary of Requirements – Payment for Tribal Leases	IA-PTL-2
Payment for Tribal Leases	IA-PTL-3

Indian Land Consolidation

Appropriation Language – Indian Land Consolidation	IA-ILC-1
Summary of Requirements – Indian Land Consolidation	IA-ILC-2
Indian Land Consolidation	IA-ILC-3

Appropriation: Construction

Appropriation Language – Construction	IA-CON-SUM-1
Appropriation Language Citations – Construction	IA-CON-SUM-2
Summary of Requirements – Construction	IA-CON-SUM-5
Fixed Costs and Internal Realignment – Construction	IA-CON-SUM-6
Construction Summary	IA-CON-SUM-7

Justification of Construction Program by Activity

Public Safety and Justice Construction	IA-CON-PSJ-1
Resources Management Construction	IA-CON-RM-1
Other Program Construction	IA-CON-OTH-1

Appropriation: Indian Land and Water Claim Settlements and Miscellaneous Payments to Indians

Appropriation Language – Indian Land and Water Claim Settlements and Miscellaneous Payments to Indians	IA-SET-1
Summary of Requirements – Indian Land and Water Claim Settlements and Miscellaneous Payments to Indians	IA-SET-2
Indian Land and Water Claim Settlements and Miscellaneous Payments to Indians	IA-SET-3

Indian Guaranteed Loan Program

Appropriation Language - Indian Guaranteed Loan Program	IA-LOAN-1
Summary of Requirements - Indian Guaranteed Loan Program	IA-LOAN-2
Fixed Costs and Internal Realignment - Indian Guaranteed Loan Program	IA-LOAN-3
Indian Guaranteed Loan Program	IA-LOAN-4

Permanent Appropriations

Permanent Appropriations	IA-PERM-1
Appropriation: White Earth Settlement Fund	IA-PERM-2
Appropriation: Miscellaneous Permanent Appropriations	IA-PERM-3
Appropriation: Operation and Maintenance of Quarters	IA-PERM-5
Appropriation: Selis-Qlispe Ksanka Settlement Trust Fund	IA-PERM-7
Appropriation: Indian Water Rights Settlement Completion Fund	IA-PERM-8
Appropriation: Indian Guaranteed Loan Program Account	IA-PERM-9

Bipartisan Infrastructure Law

Bipartisan Infrastructure Law Narrative Spend Plan	IA-BIL-1
--	----------

Appendices

Program Description Table	Appendix-1
Tribal Priority Allocations by Location.....	Appendix-2
Bureau Regional Allocations.....	Appendix-3
Consolidated Tribal Government Program (CTGP) by Location.....	Appendix-4
Public Safety and Justice Law Enforcement Programs	Appendix-5
Public Safety and Justice Detention/Corrections Programs.....	Appendix-6

Executive Summary

Bureau of Indian Affairs
FY 2025 Budget Request

EXECUTIVE SUMMARY

“It is undeniable that Federal policies set out to break Indigenous peoples, to destroy our cultures, our lifeways, and our inherent connection to the land. I think it is also undeniable that those policies failed. They failed to break us, and now, we’re bringing every resource to bear to restore what they set out to destroy.”

*Secretary Deb Haaland, Remarks during
the White House Tribal Nations Summit on
Dec. 6, 2023*

Within this budget request, the term “Indian Affairs” is meant to include the Bureau of Indian Affairs (BIA), the Bureau of Indian Education (BIE), the Bureau of Trust Funds Administration (BTFA) and the Office of the Assistant Secretary-Indian Affairs (AS-IA). The primary mission of Indian Affairs is to honor the Nation’s trust, treaty, and other responsibilities to American Indians and Alaska Natives and improve the quality of life in Indian Country. These objectives are achieved by recognizing the wide diversity of Indian Tribes and Alaska Native villages as distinct cultural and governmental entities, strengthening government-to-government relationships, and advancing self-governance and self-determination.

Indian Affairs plays a primary role in fulfilling the Administration’s commitments to Tribal Nations by carrying out Federal trust, treaty, and other responsibilities serving 574 federally recognized Tribes with a service population of nearly 2 million American Indians and Alaska Natives in Tribal and native communities nationwide. Indian Affairs provides direct services and funding to Tribes through the contracting and self-governance compacting processes authorized under Public Law 93-638, the Indian Self-Determination and Education Assistance Act of 1975, as amended, for Tribes to manage a wide range of activities. Programs address community services, restore Tribal homelands, fulfill commitments related to water and other resource rights, execute fiduciary trust responsibilities, support the stewardship of energy and other natural resources, and create economic opportunity.

FY 2025 BUDGET PROPOSAL

Budget Overview

The 2025 budget for BIA is \$2.9 billion, \$344.8 million above the 2024 CR level, in current appropriations. BIA estimates the budget will support staffing of 4,139 full-time equivalents (FTEs) in 2025. The funding total includes \$426.2 million for Contract Support Costs and \$120.0 million for Payments for Tribal Leases; the budget proposes to reclassify these accounts from discretionary to

mandatory funding beginning in 2026. The President’s Budget supports an all-of government approach to addressing Federal responsibilities and Tribal needs in Indian Country. The White House Council on Native American Affairs, in coordination with Indian Affairs bureaus, supports collaboration on this work across Federal agencies, and BIA plays a vital role in carrying out the Federal trust responsibility and serving Tribes.

Bureau of Indian Affairs
Total FY 2025 Budget Request
Dollars in Thousands (\$000)

Budget Authority	2023 Enacted	2024 Annualized CR	2025 Request	Change from 2024 Annualized CR
Current (w/o Supplemental)	2,397,395	2,596,904	2,941,715	+344,811
Permanent	225,473	228,919	477,497	+248,578
Total Budget Authority w/o Supplementals/Other Transfers	2,622,868	2,825,823	3,419,212	593,389
<i>TOTAL Supplemental Funding (P.L. 117-58; P.L. 117-328)</i>	<i>140,200</i>	<i>93,200</i>	<i>93,200</i>	<i>-</i>
<i>TOTAL Supplemental Transfer to OIG (P.L. 117-58)</i>	<i>-466</i>	<i>-466</i>	<i>-466</i>	<i>-</i>
<i>TOTAL Other Transfers</i>	<i>50,696</i>	<i>-</i>	<i>-</i>	<i>-</i>
Total Budget Authority w/ Supplementals/Other Transfers	2,813,298	2,918,557	3,511,946	+593,389
<i>FTEs</i>	<i>3,661</i>	<i>3,690</i>	<i>4,139</i>	<i>+449</i>

1/ Supplemental funding reflects amounts made available in the fiscal year, not estimated allocations or obligations.

2/ Total FTEs include current, permanent, allocated, and reimbursable FTEs.

Operation of Indian Programs

The 2025 budget includes \$2.2 billion, \$262.4 million above the 2024 CR level, for the Operation of Indian Programs account. Programs in this account support the stewardship of natural resources and energy resources, deliver community services, support law enforcement, help restore Tribal homelands, aid Tribal governance, and create economic opportunity.

The BIA Tribal Government activity promotes Tribal self-determination and provides assistance to Tribes and Alaska Native entities to strengthen and sustain Tribal government systems and support Tribal self-governance through the Indian Self-Determination and Education Assistance Act (ISDEAA) (Public Law 93–638), contracting, and a self-governance compacting process. The 2025 budget provides \$438.7 million for programs supporting Tribal government activities. Within that total, the budget includes \$251.2 million for compact activities for self-governance Tribes. Those funds enable Tribes to plan, conduct, consolidate, and administer programs, services, functions, and activities for Tribal citizens according to priorities established by their Tribal governments. The budget also includes \$89.5 million to support Consolidated Tribal Government programs that also promote Indian self-determination, giving approximately 275 Tribes the flexibility to combine and manage contracted programs and grants that are similar or compatible to simplify contracting.

BIA is responsible for more than 29,000 miles of paved, gravel, and earth-surface roads and more than 1,000 bridges. The 2025 budget includes \$50.1 million for Road Maintenance, a \$10.9 million increase above the 2024 CR level, to support pavement and gravel maintenance, remedial work on improved earthen roads, bridge maintenance, and snow and ice control.

The budget includes \$359.3 million, a \$26.2 million increase over the 2024 CR amount, for critical trust natural resources activities and investing in climate resilience and environmental justice. Of that amount, \$48.8 million is provided for the Tribal Climate Resilience program. This program includes the Climate Relocation Grant program, which is funded at \$13.5 million, \$4.0 million more than the 2024 CR amount, to provide relocation, managed retreat, and protect-in-place support for critically vulnerable communities. Also included in the request is \$26.8 million for the Tribal Climate Adaptation Grant program, which helps Tribes better assess and address their growing adaptation needs. The Tribal Climate Resilience program also includes \$7.8 million for Tribal youth corps programs, a \$7.0 million increase over the 2024 CR level. The Tribal youth corps program is an important jobs initiative to tackle climate change on the ground, ensure a living wage, and provide skills and a pathway to employment. These funds will also support Tribes in developing science, obtaining tools, training, planning, and implementing actions to build resilience into resource management, infrastructure, and community development activities. The budget supports the America the Beautiful initiative by honoring Tribal sovereignty and supporting the Trust Natural Resources priorities of Tribal Nations.

Included in the budget request are two new elements of the Tribal Climate Adaptation program. First, it includes a \$500,000 increase to fund BIA's role in the National Seed Strategy. This funding will advance critical scientific requirements by supporting botanists and ethnologists who will seek out Indigenous knowledge to incorporate into restoration practices. The funding will also support co-developed climate adaptation and resilience best management practices for seed production and use in restoration. Second, in support of the White House national strategy to prioritize nature-based solutions (NBS) that benefit people and nature, advance equity, are evidence informed, integrate continuous improvement, and advance collaboration/co-stewardship opportunities, BIA is requesting \$250,000 to establish a Resource NBS expert to implement the NBS roadmap and strategies. BIA will develop and maintain a tool for Tribes and decision makers that allows access to data needed to invest in protecting, sustainably managing, and restoring natural ecosystems.

The budget also includes \$41.0 million to support Agriculture and Range efforts and \$33.6 million for Energy and Minerals activities, which includes investment in the deployment of clean energy in Tribal communities. Indian Affairs (IA) views renewable energy as one of many tools available to American Indians and Alaska Natives to create sustainable economies on Indian land; many Indian reservations are well positioned to access or provide a stable source of competitively priced, low-carbon clean energy. These efforts also support the Justice40 Initiative, ensuring that at least 40 percent of the overall benefits from certain Federal investments are delivered to disadvantaged communities.

Fiduciary Trust management activities are essential to BIA's mission. The Trust Real Estate Services activity implements strategies to advance Indian trust ownership and improve Indian trust-related information. The 2025 budget proposes \$180.2 million for real estate services programs and supports the processing of Indian trust-related documents, such as land title and records and geospatial data, to support land and water resources use, energy development, and protection and restoration of ecosystems and important lands. The budget also proposes to shift funding for the DOI Office of Hearings and Appeals (OHA) Probate Hearings Division to BIA from the Bureau of Trust Funds Administration. This transfer will align OHA's Probate Hearings Division function with BIA's Probate Real Estate function, allowing

DOI to more efficiently process probate cases to completion by improving coordination between BIA and OHA.

The BIA budget further invests in both environmental justice and climate resilience and includes \$29.3 million for the Environmental Quality (EQ) Projects program, which has primary responsibility for monitoring environmental compliance of IA activities with Federal regulations and standards and identifying hazardous contaminated sites for remedial cleanup actions. In 2025, the EQ Projects program includes a \$1.0 million increase for IA's Native American Graves Protection and Repatriation Act programs to support and coordinate expedited repatriation and disposition of Tribal ancestors' remains and cultural property. The Construction account includes \$10.0 million to address water safety and sanitation requirements. This funding will provide dedicated resources for BIA-owned drinking water and wastewater infrastructure, and it will address significant water-quality problems, including Environmental Protection Agency (EPA)-identified systems of concern.

As part of the governmentwide efforts to strengthen Tribal communities, the budget includes \$205.2 million, an increase of \$38.2 million above the 2024 CR level, in Human Services funding to support Indian families. This amount includes \$79.3 million for Social Services, which will support expanded implementation of the Indian Child Protection and Family Violence Prevention Act. The Act seeks to bolster child protection and ensure better coordination between child welfare and domestic violence programs in Indian Country. The Housing Program, which helps address substandard housing conditions in Indian Country, is funded at \$18.0 million, \$5.8 million over the 2024 CR level. The budget includes increases of \$28.6 million to expand the Tiwahe Initiative through several programs. The Tiwahe Initiative uses an integrated model of service delivery, which focuses on the development of prosperous and resilient Tribal communities. The Tiwahe Initiative is tribally driven: Tribes are able to incorporate their traditional values, customs, and traditions into the services provided to their communities.

BIA is uniquely positioned to assist in the effort to recover the histories of Federal Indian boarding schools. In 2023, as part of the Secretary's Federal Boarding School Initiative (BSI), Secretary Haaland and Assistant Secretary—Indian Affairs Newland completed their 12-stop Road to Healing tour, during which they traveled to locations across the country giving Indigenous boarding school survivors the opportunity to share their stories and be connected with trauma-informed support. The 2025 budget includes \$7.0 million to continue the Secretary's BSI and its comprehensive review of Federal boarding school policies. This funding will continue to implement recommendations laid out in the May 2022 Federal Boarding School Initiative Investigative Report Volume 1, including continued historical research and documentation, and work to identify and protect the remains of those identified. The funding will also support an oral history project to document and make accessible the experience of the generations of Indigenous children who attended the Federal boarding school system. Through the BSI, the Department is seeking to work with Tribal Nations to begin the long healing process through transparency and accountability.

BIA's Office of Justice Services (OJS) funds law enforcement, corrections, and court services to support safe Tribal communities. The 2025 budget includes \$651.2 million for Public Safety and Justice (PS&J) operations, an increase of \$71.5 million above the 2024 CR level. Operational funding supports the expanding Tribal needs in policing, detention, and Tribal courts. The budget includes a \$33.5 million program increase in Criminal Investigations and Police Services, specifically targeted to increase the number of officers and investigators on the ground in Indian Country. A program increase of \$2.0 million is also requested to enhance functions within the OJS Professional Standards Directorate, including

recruitment and retention initiatives, development and evaluation of law enforcement policies, program reviews, and training.

The 2025 budget includes \$16.5 million to address the crisis of Missing and Murdered Indigenous People. The Missing and Murdered Unit engages in cross-departmental and interagency collaboration to identify gaps in information sharing and data collection to more effectively investigate these cases. As part of a proposed expansion to the Tiwahe Initiative, the budget includes a program increase of \$1.9 million for the Office of Tribal Justice Support to provide technical assistance to Tribes looking to develop and operate Healing to Wellness courts. These courts serve as alternatives to incarceration and provide a culturally appropriate forum to support those within the criminal justice system by assisting in addressing underlying behavioral health and substance abuse issues.

The 2025 budget funds the Community and Economic Development activity at \$43.0 million, an \$11.8 million increase above the 2024 CR level, to advance economic opportunities in Indian Country. Job Placement and Training is funded at \$13.9 million to assist Tribal members in obtaining job skills and finding and retaining jobs. Economic Development projects are funded at \$24.5 million and include a request for an additional \$11.5 million investment in Native language revitalization, which is crucial to preserve endangered languages, promote self-determination, and strengthen Tribal communities. A \$1.2 million program increase in Community Development Oversight is requested to support the implementation of Native language activities, the administration of the Native American Business Incubators program, and oversight of other grant programs.

Tribal Priority Allocations

Tribal Priority Allocations give Tribes the opportunity to further Indian self-determination by establishing their own priorities and reallocating Federal funds among programs in this budget category. The 2025 budget proposes Tribal Priority Allocation funding of \$934.0 million.

Contract Support Costs

Contract Support Costs funding is critical for Tribal sovereignty, enabling Tribes to assume responsibility for operating Federal programs by covering the costs to administer the programs. The budget proposes to reclassify Tribal Contract Support Costs from discretionary to mandatory funding beginning in 2026 while estimating \$426.2 million in discretionary funding needs in 2025 to fully cover projected requirements.

Payments For Tribal Leases

Section 105(l) of the ISDEAA provides that Tribes and Tribal organizations carrying out Federal functions under a self-determination contract or self-governance compact may enter into a lease agreement with the Department of the Interior for the tribally owned or rented facility used to carry out those functions. This critical Tribal sovereignty payment is allowing Indian Affairs to get Tribes closer to meeting the full cost of program implementation and improve their facilities. The 2025 budget proposes to reclassify 105(l) lease agreement requirements from discretionary to mandatory funding beginning in 2026 while estimating \$120.0 million in discretionary funding needs in 2025 to fully cover projected requirements.

Indian Land Consolidation

The 2025 budget includes \$11.0 million, a \$3.0 million increase above the 2024 CR level, for the Indian Land Consolidation Program (ILCP), which purchases fractional interests from willing individual Indian landowners and conveys those interests to the Tribe with jurisdiction. ILCP funding recognizes the ongoing need to continue to address fractionation on Indian lands while also focusing support on Tribes' plans for and adaptation to climate change. This program has been especially important since the Land Buy-Back Program for Tribal Nations (LBBP), established as part of the Cobell Settlement, ended in November 2022. The ILCP has incorporated lessons learned from the LBBP, including those described in the LBBP final report published in December 2023, and the previous ILCP in BIA to ensure effective program implementation.

Construction

The 2025 budget includes \$154.8 million for Construction activities. The funding supports replacement and deferred maintenance projects to address needs at PS&J facilities. It also includes the irrigation rehabilitation program, which addresses critical deferred maintenance and construction needs at BIA-owned and operated irrigation facilities, including 17 Indian irrigation projects. The Safety of Dams program is responsible for 141 high-hazard dams on 42 Indian reservations. The Construction program also addresses needs at regional and agency offices serving Tribal programs and operations in Indian Country.

As previously noted, the budget includes \$10.0 million to address water-quality issues at BIA-owned water infrastructure, including systems of concern identified by EPA. The BIA budget also includes \$1.4 million to support the Administration's governmentwide goal to accelerate the use of zero-emission vehicles (ZEVs) to enable a clean transportation future. Funds will be used to acquire ZEVs, install solar panels and related charging infrastructure, and perform planning and integration to support the initiative across Indian Affairs.

Land and Water Claims Settlements

Tribal land and water rights settlements ensure that Tribes have access to land and water to meet domestic, economic, and cultural needs. The 2025 budget proposes \$45.9 million for the Settlements account. The 2025 funding request covers the continuing implementation of the White Earth Reservation Land Settlement Act (Public Law 99-264) and Truckee River Operating Agreement (Public Law 101-618). The request also includes initial funding of \$45.0 million for Federal payments authorized in the Hualapai Tribe Water Rights Settlement Act of 2022 (Public Law 117-419). The Hualapai settlement authorizes discretionary appropriations of \$317.0 million plus indexing to the Tribe for the construction of the Hualapai Water Project and related purposes. Payments to satisfy the settlement must be made by April 15, 2029.

The Administration is interested in working with Congress to find a solution to meeting Federal commitments regarding current and future enacted Indian water rights settlements, including the Hualapai settlement. The 2025 President's Budget proposes legislation to provide permanent funding for Indian Water Rights Settlements, building on the Indian Water Rights Settlement Completion Fund, established in the Bipartisan Infrastructure Law (Public Law 117-58). The proposal would provide the fund \$2.8 billion: \$250.0 million annually over 10 years for existing and future water rights settlements and \$34.0 million a year over 10 years for requirements associated with the operation, maintenance, and repair of

the Ak Chin Indian Water Rights Settlement Project, the Animas-La Plata Project (Colorado Ute Settlement), the Columbia and Snake River Salmon Recovery Project (Nez Perce Settlement), and the Navajo-Gallup Water Supply Project.

LWCF Tribal Land Acquisition

The budget proposes to allocate \$8.0 million of permanent Land and Water Conservation Fund (LWCF) funding to establish a Tribal LWCF program in the Office of the Secretary account. The program will be managed by BIA and will support Tribal land acquisition proposals that meet the criteria of the LWCF to advance conservation and recreation opportunities. The funding will be primarily provided to Tribes to acquire lands or easements to protect and conserve natural resource areas that may also be of cultural importance to the Tribe or have significant recreational benefits for Tribal communities, consistent with the purposes of the LWCF. This program will, for the first time, provide Tribes direct access to participate in LWCF without relying on partners—an important advancement supporting Tribal self-determination.

Indian Guaranteed Loan Program

The 2025 budget request for this program is \$14.5 million, which will guarantee or insure \$223.6 million in loan principal to support Indian economic development across Indian Country. The program's purpose is to reduce the inherent risk to lenders investing in eligible Indian business loans. The program also provides technical assistance to applicants and supports Indian businesses starting up, expanding operations, revitalizing operations in a changing industry, or rebounding from business downturns. By strengthening the economic base of Tribal communities, the Tribal governments near those businesses progress toward greater independence and self-determination. Neighboring non-Indian communities also benefit from the increased economic success of Tribal governments.

Fixed Costs

Fixed costs of \$25.5 million are fully funded. The request also includes \$47.6 million for baseline capacity, which reflects the incremental amount needed to cover the fixed costs associated with mission operations in 2024. This request in combination with the 2025 fixed costs will allow BIA to meet must-pay requirements without affecting program activities.

Law Enforcement: The 2025 President's budget includes funding for a Mental Health and Wellness Coordinator for all DOI Law Enforcement programs including \$250,000 in the BIA's Public Safety and Justice program. This supports the DOI Law Enforcement Task Force recommendation that the Department proactively support the mental health, wellness, and resiliency of all DOI law enforcement officers from recruitment to retirement. Healthy law enforcement officers have effective interactions with the public and make sound operational decisions in the performance of their duties which positively impact the public's view of DOI law enforcement.

Native American Graves Protection and Repatriation Act (NAGPRA): The request for BIA includes \$1.0 million in the Trust Real Estate Services program to support implementation of the Native American Graves Protection and Repatriation Act (NAGPRA). NAGPRA requires museums and Federal agencies to identify Native American human remains, funerary items, and objects of cultural significance in their collections and consult with Tribes and Native Hawaiian organizations to repatriate the human remains and objects of cultural patrimony.

Federal NAGPRA regulations (43 CFR 10) provide a systematic process for returning Tribal artifacts to Native American and Alaska Native Tribes and Native Hawaiian organizations. On December 6, 2023, the Department announced a final rule effective on January 12, 2024, to revise regulations that implement NAGPRA. The final rule strengthens the authority and role of Tribes and Native Hawaiian Organizations in the repatriation process; eliminates the category “culturally unidentifiable human remains” and resets the requirements for cultural affiliation to better align the regulations with congressional intent; requires museums and Federal agencies to consult and update inventories of human remains and associated funerary objects within five years of this final rule; and increases transparency and reporting of holdings and collections. The 2025 President’s Budget proposes additional funding for DOI NAGPRA programs to support and coordinate expedited repatriation and disposition of Tribal and Native Hawaiian ancestors and cultural property consistent with the final rule.

Zero Emission Vehicles (ZEVs): The request for BIA includes \$1.4 million in the Other Program Construction program to support vehicle fleet lifecycle replacement, fleet requirements analysis, charging infrastructure planning and deployment, and fleet capabilities assessments. Across Interior, the 2025 request includes \$13 million for this purpose. This funding will continue Interior’s efforts to right-size its fleet and replace vehicles with more efficient, mission capable, zero emissions vehicles (ZEV) at the right locations and with the right vehicle mix to deliver Interior’s missions. BIA’s fleet planning efforts will continue to ensure ZEVs are integrated into the overall fleet plan, prioritizing locations and appropriate missions for deployment of these vehicles. Additionally, this funding will assist BIA with adapting electric vehicle support equipment planning and deployment to address installation requirements which vary by geographic region. Finally, this funding provides BIA with the necessary support to coordinate fleet lifecycle replacement with infrastructure deployment.

Reception and Representation Funding: The 2025 budget proposes to increase the amount of funding BIA can use for reception and representation from appropriated amounts from \$8,500 to \$15,000. This funding is used for courtesy and social responsibilities associated with official duties, primarily outreach, engagement, and consultation with Tribal partners to honor traditions.

Good Accounting Obligation in Government Act Report: The Good Accounting Obligation in Government Act (GAO-IG Act, P.L. 115-414) enacted January 3, 2019, requires that Agencies report the status of each open audit recommendation issued more than one year prior to the submission of the Agency’s annual budget justification to Congress. The Act requires Agencies to include the current target completion date, implementation status, and any discrepancies on closure determinations.

The Department of the Interior leadership takes audit follow-up very seriously and considers our external auditors, to include the Government Accountability Office (GAO) and Office of the Inspector General, valued partners in not only improving the Department’s management and compliance obligations but also enhancing its programmatic and administrative operations. As stewards of taxpayer resources, the Department applies cost-benefit analysis and enterprise risk management principles in recommendation implementation decisions. The Department’s GAO-IG Act Report will be available at the following link: <https://www.doi.gov/cj> .

General Statement

INDIAN AFFAIRS GENERAL STATEMENT

"It's hard work to heal the wrongs of the past and change the course and move forward. But the actions we're taking today are key steps into that new era of Tribal sovereignty and self-determination — a new era, grounded in dignity and respect, that recognizes your fundamental right to govern and grow on your own terms."

*Remarks by President Joseph R. Biden Jr.
at the White House Tribal Nations Summit
December 6th, 2023*

Introduction: The Federal Government as a whole carries out trust, treaty and other obligations to Tribes. 30 Federal departments and agencies collectively provide a full range of Federal programs to American Indians and Alaska Natives similar to those provided to the general public, but with a recognition of the special relationship between Indian Tribes and the Federal Government, which is expressed in terms of legal duties and moral obligations. At the same time, the United States acknowledges the wide diversity of Indian Tribes and Alaska Native villages as distinct cultural and governmental entities.

Indian Affairs: Within this budget request, the term “Indian Affairs” is meant to include the Bureau of Indian Affairs (BIA), the Bureau of Indian Education (BIE), the Bureau of Trust Funds Administration (BTFA), and the Office of the Assistant Secretary-Indian Affairs (AS-IA). The extensive scope of Indian Affairs programs covers virtually the entire range of Federal, State, and local government services authorized by numerous treaties, court decisions, and legislation. Indian Affairs plays a critical role in removing obstacles to building and promoting Tribal self-determination, strong and stable governing institutions, economic development, and human capital development.

Programs funded by BIA can be administered by Tribes or provided by BIA as direct services. These programs carry out the responsibility to protect and improve the trust assets of American Indians, Indian Tribes, and Alaska Natives and include social services, natural resources management, economic development, law enforcement and detention services, administration of Tribal courts, implementation of land and water claim settlements, repair and maintenance of roads and bridges, and repair of structural deficiencies on high hazard dams.

The BIE funds and administers, either through grants or contracts to Tribes or as direct services provided by BIE, an education system consisting of 183 Elementary/Secondary units, operates two post-secondary institutions and provides operating grants to 29 Tribal colleges and universities and funds two Tribal technical colleges. Please look to the stand-alone BIE Budget Justification to Congress for information about BIE programs and the 2025 budget request.

BTFA is responsible for the financial management of approximately \$8.76 billion of Indian trust funds held in about 4,200 Tribal accounts and about 411,000 Individual Indian Money (IIM) Accounts. Trust funds include payments from judgment awards, settlements of claims, land use agreements, royalties on natural resource use, other proceeds derived directly from trust resources, and financial investment

income. Trust financial management functions include receipting, investing, disbursing, reconciling and reporting of trust funds on behalf of individual Indians and Tribes. In addition, BTFA provides overall guidance for records management across Indian Affairs bureaus and operates the American Indian Records Repository. This includes planning for and implementing the transition of Indian Affairs to an electronic records system, as mandated by the National Archives and Records Administration (NARA). BTFA also has the responsibility to address the historical accounting issues regarding Tribal Trust accounts and IIM accounts. The Office of Trust Analysis and Research (OTAR) provides litigation support resulting from Trust related lawsuits, in coordination with the Office of the Solicitor and the Department of Justice. Please look to the stand-alone BTFA Budget Justification to Congress for information about BTFA programs and the 2025 budget request.

Federal Indian Policy: Over the last 100 years, Congress has passed successive Federal laws pertaining to American Indians and Alaska Natives that reflect the evolving Federal Indian Policy of strengthening government-to-government relationships with Indian Nations, delivering services to American Indians and Alaska Natives, and advancing self-governance and self-determination.

The Snyder Act of 1924 authorizes the Bureau of Indian Affairs to operate programs for the benefit and assistance of Indians throughout the United States. The Indian Reorganization Act of 1934 created a foundation for Tribal self-government. The Indian Self-Determination and Education Assistance Act of 1975 solidified self-determination as the foundation of Federal Indian Policy. The Indian Child Welfare Act of 1978 sought to protect Indian children and promote the stability of Tribes and families. The Tribal Law and Order Act of 2010, and the Violence Against Women Act of 2013 and 2022 reauthorization are just two of the recent laws that continue to define the Federal authority and obligation to provide various programs and services to Indian country while at the same time affirming and strengthening recognition of Tribal sovereignty, self-determination, and nation-building. The Federal Government has sought to further advance these efforts through greater consultation and collaboration with Tribes, continued reform and modernization of programs, and more effective coordination across the Federal Government in providing services and funding.

The People We Serve: Indian Affairs provides services directly or through contracts, grants, or compacts to a service population of American Indians and Alaska Native people who are members of 574 Federally recognized Tribes in the 48 contiguous United States and Alaska. Indian Affairs programs support Tribes and improve the quality of life of their members and communities.

Initial Federal services were established in the Trade and Intercourse Acts passed between 1790 and 1834. The objective of the laws was to protect Indians against incursions by non-Indians since the exploitation of Indians was one of the major causes of conflict on the frontier. The Acts subjected all interaction between American Indians and non-Indians to Federal control. These laws engendered the trust relationship between trustee and beneficiaries that the U.S. continues with federally-recognized Tribes to this day.

The U.S. War Department was established in 1784 with its primary mission to negotiate treaties with Indians. Over the next 50 years, laws regulating trade between Indians and non-Indians were enacted and a network of Indian agents and subagents was established. This network is the foundation for the current day Bureau of Indian Affairs. Some treaties included U.S. commitments to provide education to Tribal children. These schools form the basis of the current day Bureau of Indian Education.

The U.S. enacted other laws, such as the Indian Removal Act of 1830, which institutionalized forced relocation of Indians from traditional homelands. In 1849, with the creation of the Department of the Interior, the BIA passed from military to civilian control. The BIA mission initially focused on promoting Tribal settlement on defined reservations and cultural assimilation. The General Allotment Act of 1887 sought to further break up Tribal land holdings and to assimilate Indian people through individual ownership of land.

The Congress passed the Indian Reorganization Act of 1934, to halt the allotment policy. However, from 1953 to 1964, the Congress passed several bills terminating the special Federal relationship between several Indian Tribes and the United States to de-emphasize its custodial functions. In the mid-1960s the Federal Government abandoned termination, to focus greater efforts on the development of both human and natural resources on Indian reservations. In 1970, President Nixon called for self-determination of Indian people without the threat of termination of the trust relationship over Indian lands. Since that date, self-determination has been the basis of Federal Indian Policy. Today's Indian Affairs, recognizing Tribal sovereignty and self-determination, administers programs that help Tribes maintain robust Tribal governments that foster thriving communities and successful Tribal members.

The resilience of American Indian and Alaska Native communities is a testament to the deep importance of culture and vibrant traditions, passed down throughout generations. Tribal contributions are woven deeply into our Nation's rich tapestry and have influenced every stage of America's development. American Indians helped early European settlers survive and thrive in a new land and contributed democratic ideas evoked in the U.S. Constitution. American Indians have contributed to the world's common fund of knowledge in numerous areas including agriculture, science and technology, medicine, transportation, architecture, psychology, military strategy, government, and language. American Indians have contributed to and been leaders in all aspects of American enterprise, including serving in record numbers per capita and with distinction in every branch of the United States Armed Forces.

Today, however, many American Indian and Native Alaskan communities that Indian Affairs' programs support, face great social challenges. On Indian reservations, poverty is still commonplace; violence is experienced at higher rates than the national average; and rates of infant mortality, alcoholism, and substance abuse are higher than in the rest of America. The key to overcoming these challenges and protecting Tribal culture is strong and stable Tribal governments that protect and enhance the health, education, safety, and welfare of Tribal citizens within Tribal territory according to self-determined governance structures and objectives.

Organization and Leadership: The line authority for Indian Affairs programs begins at the Assistant Secretary level. Within the parameters established by the Congress and the Executive Branch, the primary responsibilities of the Assistant Secretary are to advise the Secretary of the Interior on Indian Affairs policy issues, communicate policy to and oversee the programs of the BIA, the BIE and the BTFA, provide or designate leadership in consultations with Tribes, and serve as the DOI official for intra- and inter-departmental coordination and liaison within the Executive Branch on Indian matters.

The Assistant Secretary – Indian Affairs is supported by the Principal Deputy Assistant Secretary, as well as, the following organizational units:

Two Deputy Assistant Secretaries, as well as the Principal Deputy, provide leadership through:

- a. Policy and Economic Development - the Office of Indian Economic Development and the Office of Self-Governance, oversee and administer programs pertaining to economic development, and self-governance activities of Indian Affairs, respectively; and
- b. Management - the Office of the Chief Financial Officer; Office of Facilities, Property and Safety Management; Office of Budget and Performance Management; Office of Human Capital; and Office of Information Technology provide senior leadership, policy, and oversight of budget, acquisition, property, accounting, fiscal services, information technology, planning, facilities operations, and human resources down to the regional office level.

The Director of the Bureau of Indian Affairs has line authority over all Regional and Agency offices. The Director provides and oversees program direction and support to Indian Services, Trust Services, Justice Services, and Field Operations.

The Director of the Bureau of Indian Education has line authority over the education resource centers stationed throughout the country and two post-secondary schools. The BIE supports the operation of day schools, boarding schools, and dormitories, including housing some Indian children who attend public schools.

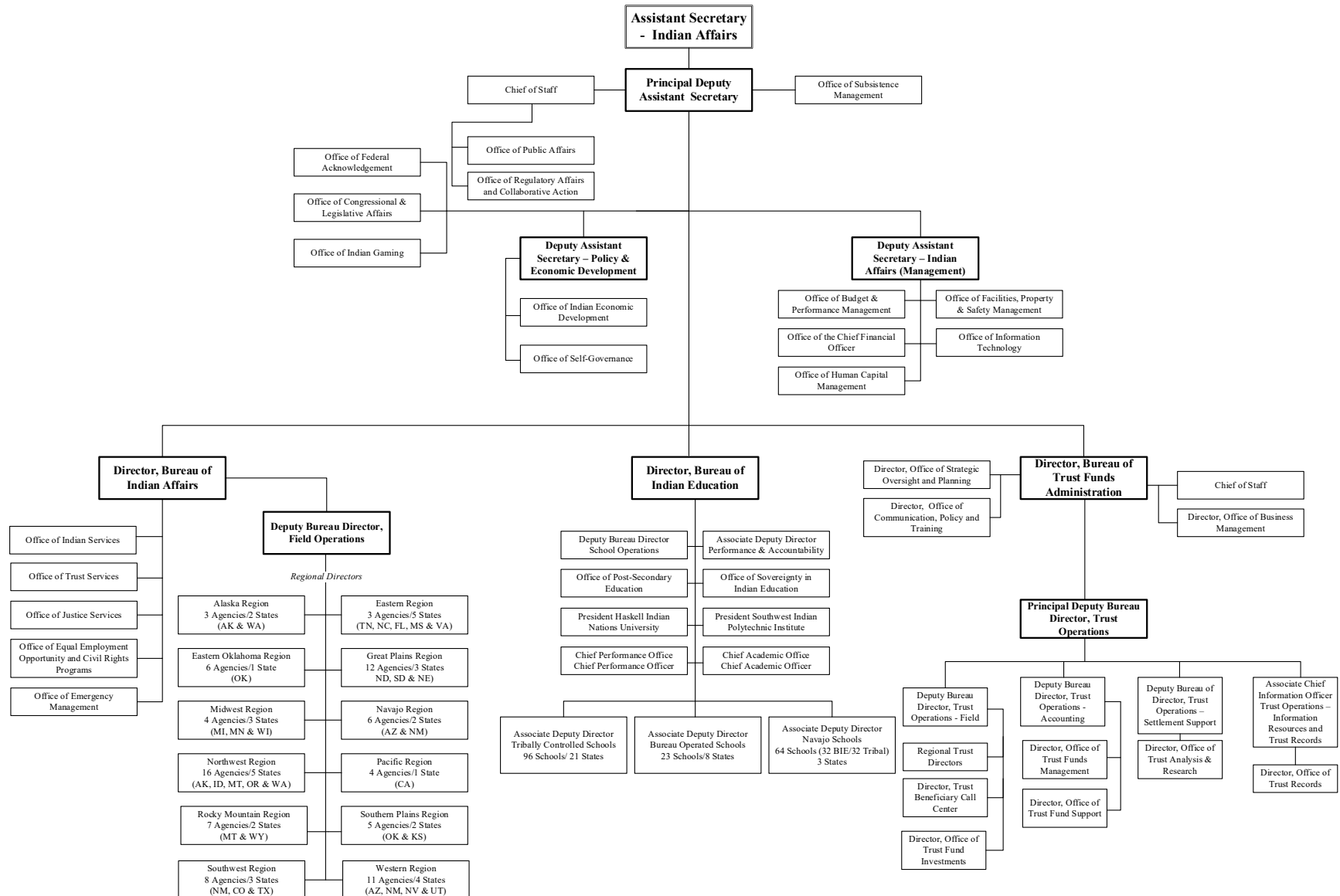
The Director of the Bureau of Trust Funds Administration has line authority over Deputy Directors and other equivalent positions and is responsible for the financial management of Indian trust funds, including receipt, investment, disbursement, and reporting of trust funds on behalf of individuals and Tribes.

The 2025 budget includes the realignment of 211 reimbursable FTE serving AS-IA from the Office of the Secretary to the Bureau of Indian Affairs. These positions will continue to provide direct support to the offices under AS-IA. In the past, AS-IA/BIA secured these services through a reimbursable arrangement with the Office of the Secretary. This action aligns the FTE with the discretionary budget authority that funds these services.

The current organizational chart for bureaus and offices under the Assistant Secretary-Indian Affairs and a map of Bureau of Indian Affairs regions can be found on the following pages.

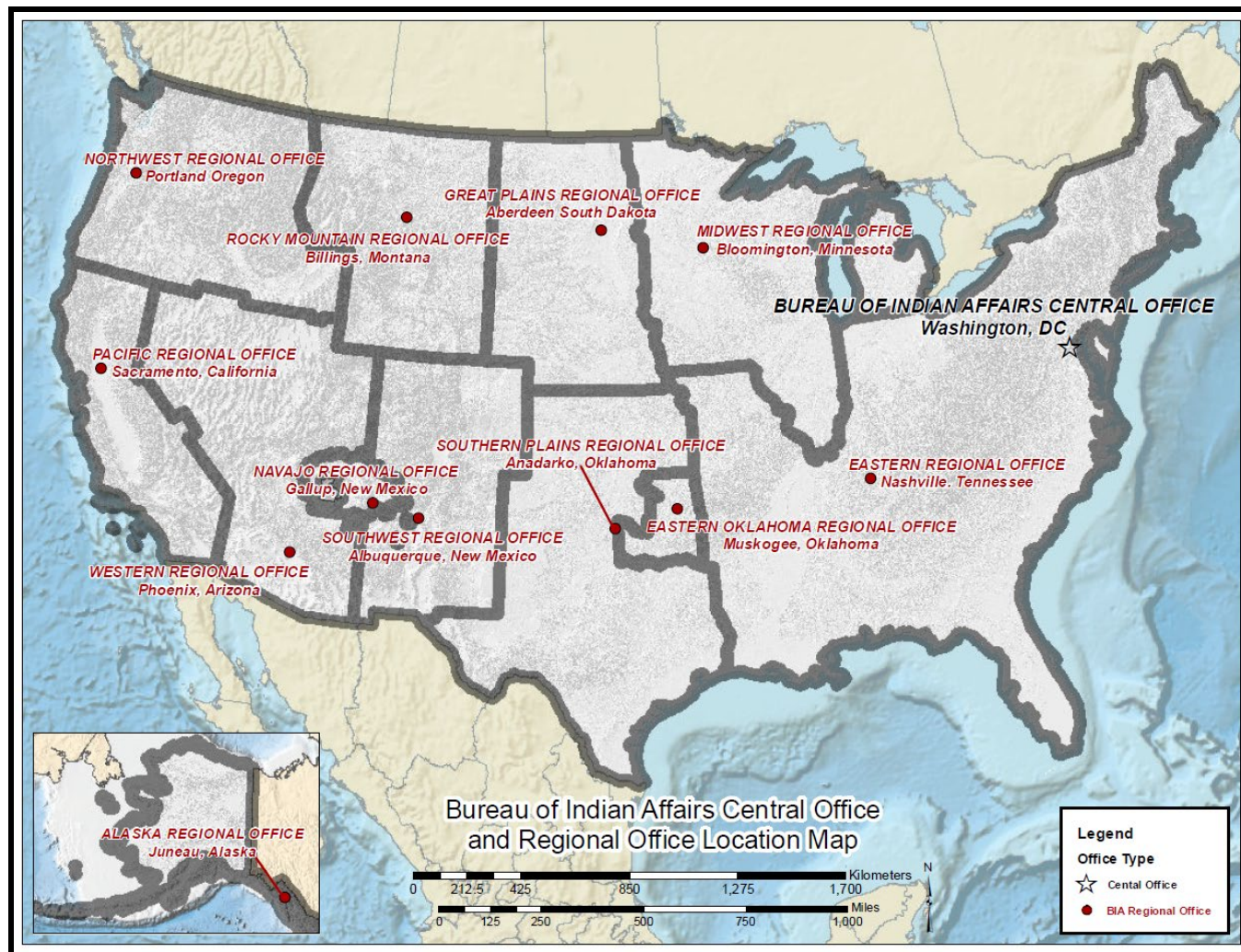
Indian Affairs Organization Fiscal Year 2025

(includes the proposed transfer of the Office of Subsistence Management from the U.S. Fish and Wildlife Service)



BUREAU OF INDIAN AFFAIRS

CENTRAL OFFICE AND REGIONAL MAP



Summary Tables

**BUREAU OF INDIAN AFFAIRS
BUDGET COMPARISON TABLE**
Dollars in Thousands (\$000)

ACCOUNT ACTIVITY Sub Activity Program Element [Non-Add]	2023 Enacted	2024 Annualized CR	Fixed Costs	Internal Transfers	Program Changes	2025 President's Budget Request	Change from 2024 Annualized CR	Includes Funding Available to Tribes (Y/N)	TPA	CENTRAL	REGIONAL	OTHER PROGRAMS/ PROJECTS
TOTAL, DIRECT FUNDS	2,397,395	2,596,904	+25,456	+19,866	+299,489	2,941,715	+344,811					
OPERATION OF INDIAN PROGRAMS	1,906,998	1,906,998	+25,239	+19,866	+217,283	2,169,386	+262,388		934,008	207,824	75,307	952,247
TRIBAL GOVERNMENT	368,988	368,988	+8,591	+32,414	+28,686	438,679	+69,691		425,499	2,850	10,330	
Aid to Tribal Government (TPA)	29,037	29,037	+539	+2,253	+1,195	33,024	+3,987	Y	33,024			
Consolidated Tribal Gov't Program (TPA)	82,467	82,467	+1,352	+3,022	+2,658	89,499	+7,032	Y	89,499			
Self Governance Compacts (TPA)	200,398	200,398	+5,894	+34,478	+10,388	251,158	+50,760	Y	251,158			
New Tribes (TPA)	480	480		-480			-480	Y				
Small Tribes Supplement (TPA)	7,002	7,002		-7,000	+1,732	1,734	-5,268	Y	1,734			
Road Maintenance (TPA)	39,190	39,190	+576		+10,318	50,084	+10,894	Y	50,084			
Tribal Government Program Oversight	10,414	10,414	+230	+141	+2,395	13,180	+2,766			2,850	10,330	
Central Oversight	2,742	2,742	+35		+73	2,850	+108	N		2,850		
Regional Oversight	7,672	7,672	+195	+141	+2,322	10,330	+2,658	N			10,330	
HUMAN SERVICES	166,985	166,985	+1,032	-3,499	+40,637	205,155	+38,170		201,713	1,040	2,402	
Social Services (TPA)	54,934	54,934	+741	-1,945	+25,552	79,282	+24,348	Y	79,282			
Welfare Assistance (TPA)	78,494	78,494				78,494		Y	78,494			
Indian Child Welfare Act (TPA)	17,848	17,848	+213	-1,273	+8,942	25,730	+7,882	Y	25,730			
Housing Program (TPA)	12,219	12,219	+22	-280	+6,020	17,981	+5,762	Y	17,981			
Human Services Tribal Design (TPA)	218	218	+5	-1	+4	226	+8	Y	226			
Human Services Program Oversight	3,272	3,272	+51		+119	3,442	+170			1,040	2,402	
Central Oversight	986	986	+16		+38	1,040	+54	N		1,040		
Regional Oversight	2,286	2,286	+35		+81	2,402	+116	N			2,402	
TRUST - NATURAL RESOURCES MANAGEMENT	333,119	333,119	+2,477	-2,807	+26,539	359,328	+26,209		106,776	11,191	5,994	235,367
Natural Resources (TPA)	16,903	16,903	+223	-1,918	+2,507	17,715	+812	Y	17,715			
[Land Acquisitions]	[2,000]	[2,000]		[2,000]			[2,000]					
Irrigation Operations & Maintenance	15,269	15,269	+89		+2,353	17,711	+2,442	Y				17,711
Rights Protection Implementation	49,200	49,200	+259		+331	49,790	+590	Y				49,790
Tribal Management/Development Program	18,544	18,544	+43		+109	18,696	+152	Y				18,696
Endangered Species	6,243	6,243	+17		+20	6,280	+37	Y				6,280
Tribal Climate Resilience	34,991	34,991	+48		+13,798	48,837	+13,846	Y				48,837
Integrated Resource Info Program	3,077	3,077	+39		+117	3,233	+156	Y				3,233
Agriculture & Range	39,438	39,438	+499		+1,068	41,005	+1,567		28,689			12,316
Agriculture Program (TPA)	27,147	27,147	+490		+1,052	28,689	+1,542	Y	28,689			
Invasive Species	12,291	12,291	+9		+16	12,316	+25	Y				12,316
Forestry	66,017	66,017	+697	-913	+3,404	69,205	+3,188		36,211			32,994
Forestry Program (TPA)	35,539	35,539	+542	-913	+1,043	36,211	+672	Y	36,211			
Forestry Projects	30,478	30,478	+155		+2,361	32,994	+2,516	Y				32,994
Water Resources	18,426	18,426	+112	-29	+209	18,718	+292		8,427			10,291
Water Resources Program (TPA)	8,284	8,284	+60	-29	+112	8,427	+143	Y	8,427			
Water Mgmt., Planning & PreDevelopment	10,142	10,142	+52		+97	10,291	+149	Y				10,291
Fish, Wildlife & Parks	23,699	23,699	+92	+53	+175	24,019	+320		11,023			12,996
Wildlife & Parks Program (TPA)	10,731	10,731	+82	+53	+157	11,023	+292	Y	11,023			
Fish, Wildlife & Parks Projects	12,968	12,968	+10		+18	12,996	+28	Y				12,996
Energy & Minerals	33,011	33,011	+224		+399	33,634	+623		4,711	5,751	949	22,223
Energy & Minerals Program (TPA)	4,426	4,426	+106		+179	4,711	+285	Y	4,711			
Energy & Minerals Projects	22,039	22,039	+59		+125	22,223	+184	Y				22,223
Energy & Minerals Central Oversight	5,622	5,622	+48		+81	5,751	+129	N		5,751		
[Energy Service Center]	[4,672]	[4,672]	[+48]		[+81]	[4,801]	[+129]					
Energy & Minerals Regional Oversight	924	924	+11		+14	949	+25	N			949	
Resource Management Program Oversight	8,301	8,301	+135		+2,049	10,485	+2,184			5,440	5,045	
Central Oversight	3,507	3,507	+52		+1,881	5,440	+1,933	N		5,440		
Regional Oversight	4,794	4,794	+83		+168	5,045	+251	N			5,045	
TRUST - REAL ESTATE SERVICES	159,003	159,003	+3,119	+9,271	+8,797	180,190	+21,187		78,770	18,084	34,632	48,704
Trust Services (TPA)	10,218	10,218	+143	+104	+271	10,736	+518	Y	10,736			
Navajo-Hopi Settlement Program	1,303	1,303	+20		+52	1,375	+72	Y				1,375
Probate (TPA)	14,140	14,140	+434		+828	15,402	+1,262	Y	15,402			
Office of Hearings & Appeals			+198	+7,096	+370	7,664	+7,664	N		7,664		
Land Title & Records Offices	16,425	16,425	+464		+885	17,774	+1,349	N			17,774	
Land Acquisitions				+2,000		2,000	+2,000	Y				2,000
Real Estate Services	41,133	41,133	+1,087	-45	+2,052	44,227	+3,094		41,424			2,803
RES Program (TPA)	38,331	38,331	+1,087	-45	+2,051	41,424	+3,093	Y	41,424			
RES Projects	2,802	2,802			+1	2,803	+1	Y				2,803
Land Records Improvement	7,074	7,074	+108		+58	7,240	+166			4,621	2,619	
LRI - Central	4,511	4,511	+52		+58	4,621	+110	N		4,621		
LRI - Regional	2,563	2,563	+56			2,619	+56	N			2,619	
Environmental Quality	32,907	32,907	+211		+1,364	34,482	+1,575		5,160			29,322
EQ Program (TPA)	5,007	5,007	+52		+101	5,160	+153	Y	5,160			
EQ Projects	27,900	27,900	+159		+1,263	29,322	+1,422	Y				29,322
Alaskan Native Programs (TPA)	1,521	1,521	+20		+38	1,579	+58	Y	1,579			
Rights Protection	17,531	17,531	+113	+85	+223	17,952	+421		4,469		279	13,204
Rights Protection (TPA)	4,281	4,281	+61		+127	4,469	+188	Y	4,469			
Water Rights Negotiations/Litigation	11,268	11,268	+48		+88	11,404	+136	Y				11,404
Litigation Support/Attny Fees	1,800	1,800				1,800		Y				1,800
Other Indian Rights Protection	182	182	+4	+85	+8	279	+97	N			279	
Trust - Real Estate Services Oversight	16,751	16,751	+321	+31	+2,656	19,759	+3,008			5,799	13,960	
Central Oversight	3,501	3,501	+59		+2,239	5,799	+2,298	N		5,799		
Regional Oversight	13,250	13,250	+262	+31	+417	13,960	+710	N			13,960	
PUBLIC SAFETY & JUSTICE	579,725	579,725	+6,763	-26,116	+90,837	651,209	+71,484		72,052	9,235		569,922
Law Enforcement	506,290	506,290	+6,208	+555	+66,104	579,157	+72,867			9,235		569,922
Criminal Investigations & Police Services	274,152	274,152	+3,570		+41,942	319,664	+45,512	Y				319,664
Detention/Corrections	136,324	136,324	+1,933	+555	+17,584	156,396	+20,072	Y				156,396
Inspections/Internal Affairs	3,751	3,751	+76		+140	3,967	+216	Y				3,967
Law Enforcement Special Initiatives	25,094	25,094	+253		+347	25,694	+600	Y				25,694
Indian Police Academy	5,163	5,163	+80		+169	5,412	+249	Y				5,412
Tribal Justice Support	34,836	34,836	+20		+1,883	36,739	+1,903	Y				36,739
Law Enforcement Program Management	7,391	7,391	+120		+1,724	9,235	+1,844	N		9,235		
Facilities Operations & Maintenance	19,579	19,579	+156		+2,315	22,050	+2,471	Y				22,050
Tribal Courts (TPA)	71,770	71,770	+484	-26,461	+24,669	70,462	-1,308	Y	70,462			
[Courts Operations & Maintenance]	[2,000]	[2,000]			[+3,000]	[5,000]	[+3,000]					
Fire Protection (TPA)	1,665	1,665	+71	-210	+64	1,590	-75	Y	1,590			

BUREAU OF INDIAN AFFAIRS
BUDGET COMPARISON TABLE
Dollars in Thousands (\$000)

ACCOUNT ACTIVITY Sub Activity Program Element [Non-Add]	2023 Enacted	2024 Annualized CR	Fixed Costs	Internal Transfers	Program Changes	2025 President's Budget Request	Change from 2024 Annualized CR	Includes Funding Available to Tribes (Y/N)	TPA	CENTRAL	REGIONAL	OTHER PROGRAMS/ PROJECTS
COMMUNITY & ECONOMIC DEVELOPMENT	31,172	31,172	+171	-99	+11,761	43,005	+11,833		16,870	1,635		24,500
Job Placement & Training (TPA)	13,759	13,759	+83	-73	+143	13,912	+153	Y	13,912			
Economic Development (TPA)	5,855	5,855	+44	-3,026	+85	2,958	-2,897	Y	2,958			
Economic Development Projects				+13,724	+10,776	24,500	+24,500	Y				24,500
Community Development Oversight	11,558	11,558	+44	-10,724	+757	1,635	-9,923			1,635		
Central Oversight	11,558	11,558	+44	-10,724	+757	1,635	-9,923	N		1,635		
EXECUTIVE DIRECTION & ADMINISTRATIVE SERVICES	263,766	263,766	+3,086	+10,702	+14,266	291,820	+28,054		32,328	163,789	21,949	73,754
Assistant Secretary Support	19,409	19,409	+230			22,891	+3,482	N		22,891		
Office of Subsistence Management				+10,789	+2,794	13,583	+13,583	N		13,583		
Executive Direction	22,002	22,002	+419	-85	+745	23,081	+1,079		17,439	1,998	3,644	
Executive Direction (TPA)	16,685	16,685	+347	-185	+592	17,439	+754	Y	17,439			
Executive Direction (Central)	1,918	1,918	+28		+52	1,998	+80	N		1,998		
Executive Direction (Regional)	3,399	3,399	+44	+100	+101	3,644	+245	N			3,644	
Administrative Services	53,207	53,207	+1,149	-2	+4,298	58,652	+5,445		14,889	28,008	15,755	
Administrative Services (TPA)	13,864	13,864	+359	-2	+668	14,889	+1,025	Y	14,889			
Administrative Services (Central)	24,627	24,627	+409		+2,972	28,008	+3,381	N		28,008		
Administrative Services (Regional)	14,716	14,716	+381		+658	15,755	+1,039	N			15,755	
Safety & Risk Management	3,204	3,204	+56		+109	3,369	+165			819	2,550	
Central Safety & Risk Management	801	801	+4		+14	819	+18	N		819		
Regional Safety Management	2,403	2,403	+52		+95	2,550	+147	N			2,550	
Information Resources Technology	52,337	52,337	+385		+704	53,426	+1,089	N				53,426
Human Capital Management	25,187	25,187	-1,984		-120	23,083	-2,104			23,083		
Human Resources	10,995	10,995	+357		+918	12,270	+1,275	N		12,270		
Labor-Related Payments	14,192	14,192	-2,341		-1,038	10,813	-3,379	N		10,813		
Facilities Management	19,379	19,379	+313		+636	20,328	+949					20,328
Regional Facilities Management	4,559	4,559	+115		+175	4,849	+290	N				4,849
Operations & Maintenance	14,820	14,820	+198		+461	15,479	+659	N				15,479
Intra-Governmental Payments	23,577	23,577	+481		+1,839	25,897	+2,320	N		25,897		
Rentals [GSA/Direct]	45,464	45,464	+2,037		+9	47,510	+2,046	N		47,510		
SPECIAL INITIATIVES	4,240	4,240			-4,240		-4,240					
OJS-AK Native Justice Center	3,000	3,000			-3,000		-3,000	Y				
InterTribal Buffalo Council	575	575			-575		-575	Y				
L-Bar Ranch	665	665			-665		-665	Y				
INDIAN LAND CONSOLIDATION	8,000	8,000			+3,000	11,000	+3,000					
INDIAN LAND CONSOLIDATION PROGRAM	8,000	8,000			+3,000	11,000	+3,000					
CONSTRUCTION	153,309	153,309	+180		+1,282	154,771	+1,462					
PUBLIC SAFETY & JUSTICE CONSTRUCTION	51,561	51,561				51,561						
Facilities Replacement/New Construction	33,500	33,500				33,500						
Employee Housing	4,744	4,744				4,744						
Facilities Improvement & Repair	9,872	9,872				9,872						
Fire Safety Coordination	171	171				171						
Fire Protection	3,274	3,274				3,274						
RESOURCES MANAGEMENT CONSTRUCTION	75,213	75,213	+119		+233	75,565	+352					
Irrigation Project Construction,	28,716	28,716	+11		+24	28,751	+35					
Navajo Indian Irrig. Project	3,420	3,420	+7		+15	3,442	+22					
Irrigation Projects-Rehabilitation	25,296	25,296	+4		+9	25,309	+13					
Engineering & Supervision	2,758	2,758	+30		+56	2,844	+86					
Survey & Design	1,016	1,016				1,016						
Federal Power Compliance [FERC]	671	671	+7		+9	687	+16					
Dam Projects,	42,052	42,052	+71		+144	42,267	+215					
Safety of Dams	34,778	34,778	+71		+129	34,978	+200					
Dam Maintenance	7,274	7,274			+15	7,289	+15					
OTHER PROGRAM CONSTRUCTION	26,535	26,535	+61		+1,049	27,645	+1,110					
Telecommunications Improvement & Repair	2,419	2,419			-1,000	1,419	-1,000					
Facilities/Quarters Improvement & Repair	4,619	4,619			+732	5,351	+732					
Construction Program Management	19,497	19,497	+61	-10,000	+1,317	10,875	-8,622					
[F.L. Peck Water System]	[3,445]	[3,445]			[+1,062]	[4,507]	[+1,062]					
Water Safety & Sanitation				+10,000		10,000	+10,000					
INDIAN LAND & WATER CLAIM SETTLEMENTS & MISCELLANEOUS PAYMENTS TO INDIANS	825	825			+45,072	45,897	+45,072					
LAND SETTLEMENTS												
White Earth Land Settlement Act (Adm.) (P.L. 99-264)	625	625				625						
WATER SETTLEMENTS												
Hualapai Tribe Water Rights Settlement Act of 2022 (P.L. 117-349)					+45,000	45,000	+45,000					
MISCELLANEOUS PAYMENTS												
Truckee River Operating Agreement (P.L. 101-618)	200	200			+72	272	+72					
INDIAN GUARANTEED LOAN PROGRAM	13,884	13,884	+37		+568	14,489	+605					
SUBSIDIES	11,204	11,204				11,204						
PROGRAM MANAGEMENT	2,680	2,680	+37		+568	3,285	+605					
CONTRACT SUPPORT COSTS ACCOUNT^{1/}	288,357	431,388			-5,216	426,172	-5,216					
CONTRACT SUPPORT	288,156	426,388			-5,216	421,172	-5,216					
INDIAN SELF-DETERMINATION FUND	201	5,000				5,000						
PAYMENTS for TRIBAL LEASES^{1/}	26,022	82,500			+37,500	120,000	+37,500					
PAYMENTS for TRIBAL LEASES	26,022	82,500			+37,500	120,000	+37,500					

^{1/} FY23 Enacted reflects FY23 Actuals; FY24 Annualized CR reflects FY24 Request

Funding Availability Key:

2-Year
No-Year [individual programs identified in OIP]
Indefinite

For a full description of funding authorities and distribution methodologies used for these programs, please visit the following links:

[26 IAM 3: Distribution of Resources PDF](#)
[Attachments to 26 IAM 3: Distribution of Resources](#)

Evaluation of Tribal Priority Allocations Distribution: Tribal Priority Allocations (TPA) fund basic Tribal services, such as Social Services, Job Placement and Training, Child Welfare, Natural Resources Management, and Tribal Courts. TPA gives Tribes the opportunity to further Indian self-determination by establishing their own priorities and reallocating Federal funds among programs in this budget category. The table below details the program changes to TPA in the FY 2025 budget.

Bureau of Indian Affairs

Tribal Priority Allocations Summary

Dollars in Thousands (\$000)

Tribal Priority Allocations	2023 Enacted	2024 Annualized CR	Fixed Costs (+/-)	Internal Transfers (+/-)	Program Changes (+/-)	2025 President's Budget Request	Change from 2024 (+/-)
TOTAL, TPA PROGRAMS	822,413	822,413	+14,030	-3,931	+101,496	934,008	+111,595
TOTAL, TPA PROGRAM INCREASES	743,439	743,439	+14,030	-3,451	+101,496	855,514	+112,075
TRIBAL GOVERNMENT	358,094	358,094	+8,361	+32,753	+26,291	425,499	+67,405
Aid to Tribal Government (TPA)	29,037	29,037	+539	+2,253	+1,195	33,024	+3,987
Consolidated Tribal Gov't Program (TPA)	82,467	82,467	+1,352	+3,022	+2,658	89,499	+7,032
Self Governance Compacts (TPA)	200,398	200,398	+5,894	+34,478	+10,388	251,158	+50,760
Small Tribes Supplement (TPA)	7,002	7,002	-	-7,000	+1,732	1,734	-5,268
Road Maintenance (TPA)*	39,190	39,190	+576	-	+10,318	50,084	+10,894
HUMAN SERVICES	85,219	85,219	+981	-3,499	+40,518	123,219	+38,000
Social Services (TPA)	54,934	54,934	+741	-1,945	+25,552	79,282	+24,348
Indian Child Welfare Act (TPA)	17,848	17,848	+213	-1,273	+8,942	25,730	+7,882
Housing Program (TPA)*	12,219	12,219	+22	-280	+6,020	17,981	+5,762
Human Services Tribal Design (TPA)	218	218	+5	-1	+4	226	+8
TRUST - NATURAL RESOURCES MANAGEMENT	103,030	103,030	+1,503	-2,807	+5,050	106,776	+3,746
Natural Resources (TPA)	16,903	16,903	+223	-1,918	+2,507	17,715	+812
Agriculture Program (TPA)	27,147	27,147	+490	-	+1,052	28,689	+1,542
Forestry Program (TPA)	35,539	35,539	+542	-913	+1,043	36,211	+672
Water Resources Program (TPA)	8,284	8,284	+60	-29	+112	8,427	+143
Wildlife & Parks Program (TPA)	10,731	10,731	+82	+53	+157	11,023	+292
Energy & Minerals Program (TPA)	4,426	4,426	+106	-	+179	4,711	+285
TRUST - REAL ESTATE SERVICES	73,498	73,498	+1,797	+59	+3,416	78,770	+5,272
Trust Services (TPA)	10,218	10,218	+143	+104	+271	10,736	+518
Probate (TPA)	14,140	14,140	+434	-	+828	15,402	+1,262
RES Program (TPA)	38,331	38,331	+1,087	-45	+2,051	41,424	+3,093
EQ Program (TPA)	5,007	5,007	+52	-	+101	5,160	+153
Alaskan Native Programs (TPA)	1,521	1,521	+20	-	+38	1,579	+58
Rights Protection (TPA)	4,281	4,281	+61	-	+127	4,469	+188
PUBLIC SAFETY & JUSTICE	73,435	73,435	+555	-26,671	+24,733	72,052	-1,383
Tribal Courts (TPA)	71,770	71,770	+484	-26,461	+24,669	70,462	-1,308
Fire Protection (TPA)	1,665	1,665	+71	-210	+64	1,590	-75
COMMUNITY & ECONOMIC DEVELOPMENT	33,478	33,478	+486	-3,101	+896	31,759	-1,719
Job Placement & Training (TPA)	13,759	13,759	+83	-73	+143	13,912	+153
Economic Development (TPA)	5,855	5,855	+44	-3,026	+85	2,958	-2,897
Administrative Services (TPA)	13,864	13,864	+359	-2	+668	14,889	+1,025
EXECUTIVE DIRECTION & ADMINISTRATIVE SERVICES	16,685	16,685	+347	-185	+592	17,439	+754
Executive Direction (TPA)	16,685	16,685	+347	-185	+592	17,439	+754
TOTAL, TPA PROGRAM DECREASES	-	-	-	-	-	-	-
TOTAL, TPA PROGRAM OTHER	78,974	78,974	-	-480	-	78,494	-480
TRIBAL GOVERNMENT	480	480	-	-480	-	-	-480
New Tribes (TPA)	480	480	-	-480	-	-	-480
HUMAN SERVICES	78,494	78,494	-	-	-	78,494	-
Welfare Assistance (TPA)	78,494	78,494	-	-	-	78,494	-

FY 2025 Fixed Costs Summary
Dollars in Thousands (\$000)

Bureau/Account	Change in Pay Days	Total FY 2025 Pay Raise	2025 FERS Employer Cont. Increase	Working Capital Fund	Workers Comp.	Unemployment Comp.	GSA and non-GSA Rent	FY 2025 Total Fixed Costs Budget
Operation of Indian Programs	-	25,062	-	481	-537	-1,804	2,037	25,239
Operation of Indian Programs	-	10,753	-	481	-537	-1,804	2,037	10,930
ASIA	-	1,121	-	-	-	-	-	1,121
OIP 638 Employees	-	13,188	-	-	-	-	-	13,188
Loan Program	-	37	-	-	-	-	-	37
Construction	-	180	-	-	-	-	-	180
Total, BIA	-	25,279	-	481	-537	-1,804	2,037	25,456

Bureau of Indian Affairs
Budget At A Glance
Dollars in Thousands (\$000)

ACCOUNT ACTIVITY Sub Activity <i>Description of Program Change.</i>	2023 Enacted	2024 Annualized CR	Fixed Costs (+/-)	Internal Transfers (+/-)	Program Changes (+/-)	2025 President's Budget
OPERATION OF INDIAN PROGRAMS						
TRIBAL GOVERNMENT	368,988	368,988	+8,591	+32,414	+28,686	438,679
Aid to Tribal Government (TPA)	29,037	29,037	+539	+2,253	+1,195	33,024
<i>Baseline Capacity</i>					<i>[+1,195]</i>	
Consolidated Tribal Gov't Program (TPA)	82,467	82,467	+1,352	+3,022	+2,658	89,499
<i>Baseline Capacity</i>					<i>[+2,658]</i>	
Self Governance Compacts (TPA)	200,398	200,398	+5,894	+34,478	+10,388	251,158
<i>Baseline Capacity</i>					<i>[+10,388]</i>	
New Tribes (TPA)	480	480	-	-480	-	-
<i>2024 Transfer of Little Shell</i>				<i>[-480]</i>		
Small Tribes Supplement (TPA)	7,002	7,002	-	-7,000	+1,732	1,734
<i>Raises minimum base for eligible Tribes</i>					<i>[+1,732]</i>	
Road Maintenance (TPA)	39,190	39,190	+576	-	+10,318	50,084
<i>Emergency maintenance and critical repairs</i>					<i>[+9,270]</i>	
<i>Baseline Capacity</i>					<i>[+1,048]</i>	
Tribal Government Program Oversight	10,414	10,414	+230	+141	+2,395	13,180
Central Oversight	2,742	2,742	+35	-	+73	2,850
<i>Baseline Capacity</i>					<i>[+73]</i>	
Regional Oversight	7,672	7,672	+195	+141	+2,322	10,330
<i>Additional Awarding officials</i>					<i>[+2,000]</i>	
<i>Baseline Capacity</i>					<i>[+322]</i>	
HUMAN SERVICES	166,985	166,985	+1,032	-3,499	+40,637	205,155
Social Services (TPA)	54,934	54,934	+741	-1,945	+25,552	79,282
<i>Expand Social Services Tiwahe Initiative</i>					<i>[+17,200]</i>	
<i>Implement the Indian Child Protection Act</i>					<i>[+7,050]</i>	
<i>Baseline Capacity</i>					<i>[+1,302]</i>	
Welfare Assistance (TPA)	78,494	78,494	-	-	-	78,494
Indian Child Welfare Act (TPA)	17,848	17,848	+213	-1,273	+8,942	25,730
<i>Expands the Tiwahe Initiative-ICWA</i>					<i>[+7,500]</i>	
<i>Additional Off-Reservation ICWA Awards</i>					<i>[+1,000]</i>	
<i>Baseline Capacity</i>					<i>[+442]</i>	
Housing Program (TPA)	12,219	12,219	+22	-280	+6,020	17,981
<i>General increase allows for additional eligible applicants to be funded.</i>					<i>[+4,000]</i>	
<i>Expands Tiwahe Initiative - Housing</i>					<i>[+2,000]</i>	
<i>Baseline Capacity</i>					<i>[+20]</i>	
Human Services Tribal Design (TPA)	218	218	+5	-1	+4	226
<i>Baseline Capacity</i>					<i>[+4]</i>	
Central Oversight	986	986	+16	-	+38	1,040
<i>Baseline Capacity</i>					<i>[+38]</i>	
Regional Oversight	2,286	2,286	+35	-	+81	2,402
<i>Baseline Capacity</i>					<i>[+81]</i>	
TRUST - NATURAL RESOURCES MANAGEMENT	333,119	333,119	+2,477	-2,807	+26,539	359,328
Natural Resources (TPA)	16,903	16,903	+223	-1,918	+2,507	17,715
<i>[Land Acquisitions] Internal Transfer to Trust, Real Estate Services</i>	<i>[2,000]</i>	<i>[2,000]</i>	<i>[0]</i>	<i>[-2,000]</i>	<i>[0]</i>	<i>[0]</i>
<i>Supports self-determination on Tribal trust land and natural resources and enhances Tribal authority to further Co-Management activities</i>					<i>[+2,067]</i>	
<i>Baseline Capacity</i>					<i>[+440]</i>	
Irrigation Operations & Maintenance	15,269	15,269	+89	-	+2,353	17,711
<i>Supports mandatory payments associated with O&M activities across the portfolio of Irrigation projects and support the National Irrigation Information Management System</i>					<i>[+2,200]</i>	
<i>Baseline Capacity</i>					<i>[+153]</i>	
Rights Protection Implementation	49,200	49,200	+259	-	+331	49,790
<i>Baseline Capacity</i>					<i>[+331]</i>	
Tribal Management/Development Program	18,544	18,544	+43	-	+109	18,696
<i>Baseline Capacity</i>					<i>[+109]</i>	
Endangered Species	6,243	6,243	+17	-	+20	6,280
<i>Baseline Capacity</i>					<i>[+20]</i>	
Tribal Climate Resilience	34,991	34,991	+48	-	+13,798	48,837
<i>Focus on climate preparedness and provides awards through the Tribal Climate Adaptation Grants.</i>					<i>[+2,000]</i>	

Bureau of Indian Affairs
Budget At A Glance
Dollars in Thousands (\$000)

ACCOUNT ACTIVITY Sub Activity Description of Program Change.	2023 Enacted	2024 Annualized CR	Fixed Costs (+/-)	Internal Transfers (+/-)	Program Changes (+/-)	2025 President's Budget
Support projects for the long-term resilience of communities through the Community Directed Relocation, Managed Retreat, and Protect-in-Place Awards program.					[+4,000]	
Funding will support additional youth participation and Youth Corps Initiatives to enhance current activities and partnerships.					[+7,000]	
Establish a Resource Nature Based Solutions (NBS) expert to implement the NBS roadmap and strategies.					[+250]	
Support planning projects that address gaps in restoration knowledge.					[+500]	
Baseline Capacity					[+48]	
Integrated Resource Info Program	3,077	3,077	+39	-	+117	3,233
Baseline Capacity					[+117]	
Agriculture Program (TPA)	27,147	27,147	+490	-	+1,052	28,689
Baseline Capacity					[+1,052]	
Invasive Species	12,291	12,291	+9	-	+16	12,316
Baseline Capacity					[+16]	
Forestry Program (TPA)	35,539	35,539	+542	-913	+1,043	36,211
Baseline Capacity					[+1,043]	
Forestry Projects	30,478	30,478	+155	-	+2,361	32,994
Support forest development (reforestation and stand improvement), inventory and planning, woodlands management, and the timber harvest initiative.					[+2,000]	
Baseline Capacity					[+361]	
Water Resources Program (TPA)	8,284	8,284	+60	-29	+112	8,427
Baseline Capacity					[+112]	
Water Mgmt., Planning & PreDevelopment	10,142	10,142	+52	-	+97	10,291
Baseline Capacity					[+97]	
Wildlife & Parks Program (TPA)	10,731	10,731	+82	+53	+157	11,023
Baseline Capacity					[+157]	
Fish, Wildlife & Parks Projects	12,968	12,968	+10	-	+18	12,996
Baseline Capacity					[+18]	
Energy & Minerals Program (TPA)	4,426	4,426	+106	-	+179	4,711
Baseline Capacity					[+179]	
Energy & Minerals Projects	22,039	22,039	+59	-	+125	22,223
Baseline Capacity					[+125]	
Energy & Minerals Central Oversight	5,622	5,622	+48	-	+81	5,751
[Energy Service Center]	[4,672]	[4,672]	[+48]	[0]	[+81]	[4,801]
Baseline Capacity					[+81]	
Energy & Minerals Regional Oversight	924	924	+11	-	+14	949
Baseline Capacity					[+14]	
Central Oversight	3,507	3,507	+52	-	+1,881	5,440
Provide for six (6) FTE and startup costs for BIA to work towards restoration of wild and healthy populations of American Bison and the prairie grassland ecosystem.					[+1,800]	
Baseline Capacity					[+81]	
Regional Oversight	4,794	4,794	+83	-	+168	5,045
Baseline Capacity					[+168]	
TRUST - REAL ESTATE SERVICES	159,003	159,003	+3,119	+9,271	+8,797	180,190
Trust Services (TPA)	10,218	10,218	+143	+104	+271	10,736
Baseline Capacity					[+271]	
Navajo-Hopi Settlement Program	1,303	1,303	+20	-	+52	1,375
Baseline Capacity					[+52]	
Probate (TPA)	14,140	14,140	+434	-	+828	15,402
Baseline Capacity					[+828]	
Office of Hearings & Appeals	-	-	+198	+7,096	+370	7,664
Baseline Capacity					[+370]	
Internal Transfer - Allow DOI to more efficiently process probate cases to completion by improving coordination and modifying new tools and research methods for case processing.				[+7,096]		
Land Title & Records Offices	16,425	16,425	+464	-	+885	17,774
Baseline Capacity					[+885]	
Land Acquisitions	-	-	-	+2,000	-	2,000
Internal transfer to Trust, Real Estate Services - Support the program in acquiring land for landless and land limited Tribes				[+2,000]		

Bureau of Indian Affairs
Budget At A Glance
Dollars in Thousands (\$000)

ACCOUNT ACTIVITY Sub Activity <i>Description of Program Change.</i>	2023 Enacted	2024 Annualized CR	Fixed Costs (+/-)	Internal Transfers (+/-)	Program Changes (+/-)	2025 President's Budget
RES Program (TPA)	38,331	38,331	+1,087	-45	+2,051	41,424
<i>Baseline Capacity</i>					[+2,051]	
RES Projects	2,802	2,802	-	-	+1	2,803
<i>Baseline Capacity</i>					[+1]	
LRI - Central	4,511	4,511	+52	-	+58	4,621
<i>Baseline Capacity</i>					[+58]	
LRI - Regional	2,563	2,563	+56	-	-	2,619
<i>Program Reduction</i>					[-101]	
<i>Baseline Capacity</i>					[+101]	
EQ Program (TPA)	5,007	5,007	+52	-	+101	5,160
<i>Baseline Capacity</i>					[+101]	
EQ Projects	27,900	27,900	+159	-	+1,263	29,322
<i>Fulfill obligations under the Native American Graves Protection and Repatriation Act (NAGPRA) programs to support and coordinate expedited repatriation and disposition of Tribal ancestors and cultural property.</i>					[+1,000]	
<i>Baseline Capacity</i>					[+263]	
Alaskan Native Programs (TPA)	1,521	1,521	+20	-	+38	1,579
<i>Baseline Capacity</i>					[+38]	
Rights Protection (TPA)	4,281	4,281	+61	-	+127	4,469
<i>Baseline Capacity</i>					[+127]	
Water Rights Negotiation/Litigation	11,268	11,268	+48	-	+88	11,404
<i>Baseline Capacity</i>					[+88]	
Litigation Support/Attny Fees	1,800	1,800	-	-	-	1,800
<i>No Change</i>						
Other Indian Rights Protection	182	182	+4	+85	+8	279
<i>Baseline Capacity</i>					[+8]	
Central Oversight	3,501	3,501	+59	-	+2,239	5,799
<i>Support Tribal efforts to increase broadband access and licensing for broadband spectrum frequencies, and to advance other critical infrastructure investments through the Office of Indigenous Communication and Technology.</i>					[+500]	
					[+1,200]	
<i>Support one FTE to provide program oversight of customer experience and assist the BIA probate program, and develop a user-friendly public-facing portal providing the status of probate actions for Tribes.</i>						
					[+400]	
<i>NAGPRA Coordinator to assist in identifying and verifying the locations of BIA collections and working with the repositories for acquisition of the collections, the documentation process, and the determination of cultural affiliation.</i>						
<i>Baseline Capacity</i>					[+139]	
Regional Oversight	13,250	13,250	+262	+31	+417	13,960
<i>Baseline Capacity</i>					[+417]	
PUBLIC SAFETY & JUSTICE	579,725	579,725	+6,763	-26,116	+90,837	651,209
Criminal Investigations & Police Services	274,152	274,152	+3,570	-	+41,942	319,664
<i>Enables additional 'boots on the ground', Tribal and direct service</i>					[+33,524]	
<i>Enhances functions within the Professional Standards Directorate</i>					[+2,000]	
<i>Baseline Capacity</i>					[+6,418]	
Detention/Corrections	136,324	136,324	+1,933	+555	+17,584	156,396
<i>[Juvenile Detention Center Education]</i>	[0]	[0]	[0]	[+555]	[0]	[555]
<i>Transfer of Juvenile Detention Center Education from BIE</i>				[+555]		
<i>Operational need - Allows for additional Federal FTE and Tribal positions</i>					[+14,000]	
<i>Baseline Capacity</i>					[+3,584]	
Inspections/Internal Affairs	3,751	3,751	+76	-	+140	3,967
<i>Baseline Capacity</i>					[+140]	
Law Enforcement Special Initiatives	25,094	25,094	+253	-	+347	25,694
<i>Baseline Capacity</i>					[+347]	
Indian Police Academy	5,163	5,163	+80	-	+169	5,412
<i>Baseline Capacity</i>					[+169]	
Tribal Justice Support	34,836	34,836	+20	-	+1,883	36,739
<i>Expands Tiwahe Healing to Wellness Courts program</i>					[+1,850]	
<i>Baseline Capacity</i>					[+33]	

Bureau of Indian Affairs
Budget At A Glance
Dollars in Thousands (\$000)

ACCOUNT ACTIVITY Sub Activity Description of Program Change.	2023 Enacted	2024 Annualized CR	Fixed Costs (+/-)	Internal Transfers (+/-)	Program Changes (+/-)	2025 President's Budget
Law Enforcement Program Management	7,391	7,391	+120	-	+1,724	9,235
Expands the Emergency Management Program by adding Regional Emergency Managers and Crisis Communications Managers to support field operations with emergency incidents					[+1,000]	
Adds a Mental Health and Wellness Coordinator to support the BIA Law Enforcement program					[+250]	
Baseline Capacity					[+474]	
Facilities Operations & Maintenance	19,579	19,579	+156	-	+2,315	22,050
Addresses the rising cost of operating PS&J facilities					[+2,000]	
Baseline Capacity					[+315]	
Tribal Courts (TPA)	71,770	71,770	+484	-26,461	+24,669	70,462
Addresses Courts Operations & Maintenance rising costs					[+3,000]	
Funds Navajo Nation v. US court finding					[+15,000]	
Addresses operational needs of Tribal courts					[+5,749]	
Baseline Capacity					[+920]	
Fire Protection (TPA)	1,665	1,665	+71	-210	+64	1,590
Baseline Capacity					64	
COMMUNITY & ECONOMIC DEVELOPMENT	31,172	31,172	+171	-99	+11,761	43,005
Job Placement & Training (TPA)	13,759	13,759	+83	-73	+143	13,912
Baseline Capacity					[+143]	
Economic Development (TPA)	5,855	5,855	+44	-3,026	+85	2,958
Transfer of Indian Business Incubator Program to new Economic Development Projects line					[-3,000]	
Baseline Capacity					[+85]	
Economic Development Projects	-	-	-	+13,724	+10,776	24,500
Transfer of programs from Economic Development (TPA) and Central Oversight to Economic Development Projects line				[+13,724]		
Native Languages - increases funding for Native Language programs					[+11,500]	
NATIVE Act - Decrease in NATIVE Act grant program funding					[-724]	
Central Oversight	11,558	11,558	+44	-10,724	+757	1,635
Transfer of programs from Central Oversight to Economic Development Projects line				[-10,724]		
Funds salaries and admin support for effective administration of grant programs					+1,176	
Hearth Act - Eliminate OIED Hearth Act funding					-500	
Baseline Capacity					+81	
EXECUTIVE DIRECTION & ADMINISTRATIVE SERVICES	263,766	263,766	+3,086	+10,702	+14,266	291,820
Assistant Secretary Support	19,409	19,409	+230	-	+3,252	22,891
Establishes a Strategic Partnerships Office to leverage Indian Affairs resources with external resources to increase capacity delivery for Indian Country.					[+300]	
Supports increased participation and capacity building within the Secretary's Tribal Advisory Committee (STAC).					[+350]	
Supports additional analytical and administrative staff to increase the capacity of the White House Council on Native American Affairs.					[+500]	
Supports the implementation of Executive Order 14058 to design experiences with the Federal Government that effectively reduce administrative burdens, simplify both public-facing and internal processes to improve efficiency, and empower the Federal workforce to solve problems.					[+200]	
Implements and supports Executive Order 14112 that requires Federal agencies to streamline grant applications, to co-manage Federal programs, to eliminate harsh reporting requirements for Tribes and encourages Federal agencies to reduce administrative burdens pertaining to Federal funding.					[+1,500]	
Baseline Capacity					[+402]	
Office of Subsistence Management	-	-	-	+10,789	+2,794	13,583
Transfer of Office of Subsistence Management (OSM) from U.S. Fish and Wildlife Service to the Assistant Secretary of Indian Affairs				[+10,789]		
Additional resources for OSM to support the Fisheries Resource Management Program and the Wildlife Resource Management Program, and baseline capacity.					[+2,794]	

Bureau of Indian Affairs
Budget At A Glance
Dollars in Thousands (\$000)

ACCOUNT ACTIVITY Sub Activity <i>Description of Program Change.</i>	2023 Enacted	2024 Annualized CR	Fixed Costs (+/-)	Internal Transfers (+/-)	Program Changes (+/-)	2025 President's Budget
Executive Direction (TPA)	16,685	16,685	+347	-185	+592	17,439
<i>Baseline Capacity</i>					[+592]	
Executive Direction (Central)	1,918	1,918	+28	-	+52	1,998
<i>Baseline Capacity</i>					[+52]	
Executive Direction (Regional)	3,399	3,399	+44	+100	+101	3,644
<i>Baseline Capacity</i>					[+101]	
Administrative Services (TPA)	13,864	13,864	+359	-2	+668	14,889
<i>Baseline Capacity</i>					[+668]	
Administrative Services (Central)	24,627	24,627	+409	-	+2,972	28,008
<i>Supports additional resources for additional 105(l) staff and Budget staff to address increased workload.</i>					[+2,242]	
<i>Baseline Capacity</i>					[+730]	
Administrative Services (Regional)	14,716	14,716	+381	-	+658	15,755
<i>Baseline Capacity</i>					[+658]	
Central Safety & Risk Management	801	801	+4	-	+14	819
<i>Baseline Capacity</i>					[+14]	
Regional Safety Management	2,403	2,403	+52	-	+95	2,550
<i>Baseline Capacity</i>					[+95]	
Information Resources Technology	52,337	52,337	+385	-	+704	53,426
<i>Baseline Capacity</i>					[+704]	
Human Resources	10,995	10,995	+357	-	+918	12,270
<i>Supports additional resources/staffing for the Office of Human Capital Management to address increased workload.</i>					[+340]	
<i>Baseline Capacity</i>					[+578]	
Labor-Related Payments	14,192	14,192	-2,341	-	-1,038	10,813
<i>Baseline Capacity</i>					[-1,038]	
Regional Facilities Management	4,559	4,559	+115	-	+175	4,849
<i>Baseline Capacity</i>					[-175]	
Operations & Maintenance	14,820	14,820	+198	-	+461	15,479
<i>Baseline Capacity</i>					[+461]	
Intra-Governmental Payments	23,577	23,577	+481	-	+1,839	25,897
<i>Baseline Capacity</i>					[+1,839]	
Rentals [GSA/Direct]	45,464	45,464	+2,037	-	+9	47,510
<i>Baseline Capacity</i>					[+9]	
SPECIAL INITIATIVES	4,240	4,240	-	-	-4,240	-
Alaska Native Justice Center for Tribal Public Safety Empowerment	3,000	3,000	-	-	-3,000	-
<i>2023 Special Initiatives Complete</i>					[-3,000]	
InterTribal Buffalo Council Mobile Buffalo Meat Processing	575	575	-	-	-575	-
<i>2023 Special Initiatives Complete</i>					[-575]	
L--Bar Ranch Ethnographic Studies	665	665	-	-	-665	-
<i>2023 Special Initiatives Complete</i>					[-665]	
TOTAL, OPERATION OF INDIAN PROGRAMS	1,906,998	1,906,998	+25,239	+19,866	+217,283	2,169,386
INDIAN LAND CONSOLIDATION						
Indian Land Consolidation Program	8,000	8,000	-	-	+3,000	11,000
<i>Funding will continue land consolidation efforts and the purchasing of fractionated Indian lands.</i>					[+3,000]	
TOTAL, INDIAN LAND CONSOLIDATION	8,000	8,000	-	-	+3,000	11,000
CONSTRUCTION						
PUBLIC SAFETY & JUSTICE CONSTRUCTION	51,561	51,561	-	-	-	51,561
RESOURCES MANAGEMENT CONSTRUCTION	75,213	75,213	+119	-	+233	75,565
Navajo Indian Irrig. Project	3,420	3,420	+7	-	+15	3,442
<i>Baseline Capacity</i>					[+15]	
Irrigation Projects-Rehabilitation	25,296	25,296	+4	-	+9	25,309
[WIIN Act]	[10,000]	[10,000]	[0]	[0]	[0]	[10,000]
<i>Baseline Capacity</i>					[+9]	
Engineering & Supervision	2,758	2,758	+30	-	+56	2,844
<i>Baseline Capacity</i>					[+56]	
Survey & Design	1,016	1,016	-	-	-	1,016
<i>No change</i>						
Federal Power Compliance [FERC]	671	671	+7	-	+9	687
<i>Baseline Capacity</i>					[+9]	
Safety of Dams	34,778	34,778	+71	-	+129	34,978

Bureau of Indian Affairs
Budget At A Glance
Dollars in Thousands (\$000)

ACCOUNT ACTIVITY Sub Activity <i>Description of Program Change.</i>	2023 Enacted	2024 Annualized CR	Fixed Costs (+/-)	Internal Transfers (+/-)	Program Changes (+/-)	2025 President's Budget
<i>Baseline Capacity</i>					[+129]	
Dam Maintenance	7,274	7,274	-	-	+15	7,289
<i>Baseline Capacity</i>					[+15]	
OTHER PROGRAM CONSTRUCTION	26,535	26,535	+61	-	1,049	27,645
Telecommunications Improvement & Repair	2,419	2,419	-	-	-1,000	1,419
<i>DOI Field Communication Modernization (DIFCOM)</i>					[-1,000]	
Facilities/Quarters Improvement & Repair	4,619	4,619	-	-	+732	5,351
<i>Zero Emission Vehicles</i>					[+732]	
Construction Program Management	19,497	19,497	+61	-10,000	+1,317	10,875
<i>[Ft. Peck Water System]</i>	[3,445]	[3,445]	[0]	[0]	[+1,062]	[4,507]
<i>[Water Safety & Sanitation]</i>	[10,000]	[10,000]		[-10,000]	[0]	[-10,000]
<i>Staffing</i>					[+152]	
<i>Baseline Capacity</i>					[+103]	
Water Safety & Sanitation	-	-	-	+10,000	-	10,000
<i>2024 Transfer of funds from Construction Program Management - improvement and repair projects that address public health and safety compliance issues at BIA-owned drinking water and sanitation systems.</i>				[+10,000]		
TOTAL, CONSTRUCTION	153,309	153,309	+180	-	+1,282	154,771
INDIAN LAND & WATER CLAIM SETTLEMENTS & MISCELLANEOUS PAYMENTS TO INDIANS						
LAND SETTLEMENTS:	625	625	-	-	-	625
<i>White Earth Land Settlement Act (Adm.)</i>	[625]	[625]				[625]
WATER SETTLEMENTS					+45,000	45,000
<i>Hualapai Tribe Water Rights Settlement Act</i>					[+45,000]	[45,000]
MISCELLANEOUS PAYMENTS:	200	200	-	-	+72	272
<i>Truckee River Operating Agreement</i>	[200]	[200]			[+72]	[272]
TOTAL, SETTLEMENTS/MISC PAYMENTS	825	825	-	-	45,072	45,897
INDIAN GUARANTEED LOAN PROGRAM						
SUBSIDIES	11,204	11,204	-	-	-	11,204
<i>No change</i>						
PROGRAM MANAGEMENT	2,680	2,680	+37	-	+568	3,285
<i>Program Management - Allows IA to hire staff to provide technical assistance to lenders and partners; increases number of loan applications processed by bringing awareness to the program</i>					[+500]	
<i>Baseline Capacity</i>					[+68]	
TOTAL, INDIAN GUARANTEED LOAN PROGRAM	13,884	13,884	+37	-	+568	14,489
CONTRACT SUPPORT COSTS ACCOUNT						
Contract Support^{VI}	288,156	426,388	-	-	-5,216	421,172
<i>Fully fund Contract Support Costs.</i>						
Indian Self-Determination Fund	201	5,000	-	-	-	5,000
<i>No change</i>						
TOTAL, CONTRACT SUPPORT COSTS ACCOUNT	288,357	431,388	-	-	-5,216	426,172
PAYMENTS FOR TRIBAL LEASES						
Payments for Tribal Leases^{VI}	26,022	82,500	-	-	+37,500	120,000
<i>Covers projected increase in leases in 2025.</i>					[+37,500]	
TOTAL, PAYMENTS FOR TRIBAL LEASES	26,022	82,500	-	-	+37,500	120,000
TOTAL, BUREAU OF INDIAN AFFAIRS DIRECT FUNDS	2,397,395	2,596,904	+25,456	+19,866	+299,489	2,941,715

Bureau of Indian Affairs
Employee Count by Grade
(Total Employment)

Employee Count by Grade			*2025
	2023 Actual	*2024 Annualized CR Estimate	President's Budget Estimate
Executive Level V	0	0	0
SES	20	20	30
Subtotal	20	20	30
GS/GM -15	55	55	101
GS/GM -14	176	177	253
GS/GM -13	322	325	403
GS -12	513	517	584
GS -11	455	459	510
GS -10	10	10	12
GS - 9	324	327	360
GS - 8	108	109	118
GS - 7	339	342	373
GS - 6	201	203	219
GS - 5	270	272	295
GS - 4	156	157	170
GS - 3	55	55	59
GS - 2	17	17	18
GS - 1	2	2	2
Subtotal	3,003	3,027	3,477
Other Pay Schedule Systems	745	751	755
Total employment (actuals & estimates)	3,768	3,798	4,262

*The change from 2024 to 2025 includes the realignment of Office of the Secretary employees serving AS-IA to the Bureau of Indian Affairs. This action aligns the positions with the discretionary budget authority that funds the positions.

Compliance with Section 403

Section 403 of Pub.L. 117-328, Consolidated Appropriations Act, 2023, includes a requirement for disclosure of program assessments used to support Government-wide, departmental, or agency initiatives or general operations. The general provision states:

SEC. 403. The amount and basis of estimated overhead charges, deductions, reserves, or holdbacks, including working capital fund charges, from programs, projects, activities and subactivities to support government-wide, departmental, agency, or bureau administrative functions or headquarters, regional, or central operations shall be presented in annual budget justifications and subject to approval by the Committees on Appropriations of the House of Representatives and the Senate. Changes to such estimates shall be presented to the Committees on Appropriations for approval.

Burden Rate on Reimbursable Contract and Agreements

The Office of Management and Budget (OMB) Circular A-25 and the Statement of Federal Financial Accounting Standards (SFFAS) No. 4 require Federal agencies to assess a burden rate (user charge) on reimbursable contracts and agreements, where agencies act in the capacity of a service provider. Beginning in FY 2007, Indian Affairs initiated the inclusion of a burden rate to be applied to all new reimbursable agreements initiated in FY 2007 and thereafter. The rate for each new fiscal year is re-calculated and re-issued prior to the start of the new fiscal year.

Agreements requiring application of a burden assessment rate include all reimbursable agreements, with certain exceptions, between Indian Affairs (IA) and other Federal agencies, States, and local governments, the public, and other Department of the Interior agencies. Exceptions to the policy include reimbursable agreements that result in compacts, contracts, and grants awarded pursuant to 25 USC 5301 et seq. (Pub.L. 93-638 the Indian Self Determination and Education Assistance Act), and reimbursable agreements received under the authority of 25 U.S.C. 318a (Pub.L 70-520 The Federal Highway Act), as amended by 23 U.S.C. 202 (Pub.L. 112-141 Moving Ahead for Progress in the 21st Century Act and Pub.L.114-94 Fixing America's Surface Transportation Act of 2015). In addition, the burden rate does not apply to authority received from the Department of Education for programs operated through the Bureau of Indian Education (BIE) and to grants awarded to BIE by other Federal agencies or State institutions to support BIE programs, and funds received by BIE from State agencies for the administration of the Food Services Program. All funds received from a Tribal government are also exempt from the burden assessment.

Furthermore, the burden rate does not apply to Intra-agency/Inter-agency Personnel Agreements established to detail an IA employee to another Federal, State, local or Tribal government, nor does it apply to emergency supplemental agreements and Wildfire Management-Fire Suppression reimbursements. Finally, construction agreements for the benefit of a Tribe/school, cost shared administrative support agreements, travel expenses or award payments to an IA employee are exempt from the burden rate assessment as well as TAAMS related efforts, i.e., trainings, program enhancements, program support.

Program Assessments

In FY 2025, IA may assess no more than 1.5 percent to programs within the Operation of Indian Programs and Operation of Indian Education Programs accounts for certain administrative costs that support emergent, unfunded government-wide, departmental, and IA efforts performed at regional or central offices such as direct lease shortfalls, union representation/labor relations, ethics program support, and common use charges.

Department of the Interior Working Capital Fund Charges and Deductions

The following table summarizes data for collections paid to the Department under the Working Capital Fund (WCF) centralized and direct billings.

WORKING CAPITAL FUND BILLING

FY 2025 President's Budget

INDIAN AFFAIRS

(\$ in thousands)

Activity	2024 Estimate			2025 Estimate		
	Central	Direct	TOTAL	Central	Direct	TOTAL
OS Shared Services	2,761.2	8.7	2,770.0	2,784.5	121.1	2,905.6
OS Activities	8,136.1	3,080.4	11,216.5	9,060.3	3,313.7	12,374.0
IT Shared Services	7,329.6	10,643.8	17,973.4	7,581.6	9,253.9	16,835.5
Interior Business Center	2,830.9	3,275.5	6,106.4	2,158.2	2,592.5	4,750.6
TOTAL, WCF Billing*	21,057.9	17,008.4	38,066.3	21,584.6	15,281.2	36,865.8

*Numbers may not add due to rounding.

Authorizing Statutes

INDIAN AFFAIRS

Authorizing Statutes

General Authorizations:

25 U.S.C. 13 (The Snyder Act of November 2, 1921), 42 Stat. 208, Pub.L. 67-85; 90 Stat. 2233, Pub.L. 94-482.

25 U.S.C. 5108 et seq. (The Indian Reorganization Act of 1934), 48 Stat. 984, Pub.L. 73-383; Pub.L. 103-263.

25 U.S.C. 450 (The Indian Self-Determination and Education Assistance Act), 88 Stat. 2203, Pub.L. 93-638, Pub.L. 100-472; 102 Stat. 2285, Pub.L. 103-413, Pub.L. 116-180 (PROGRESS for Indian Tribes Act).

25 U.S.C. 452 (The Johnson-O'Malley Act of April 16, 1934), 48 Stat. 596, Pub.L. 73-167; Pub.L. 103-332.

In addition to the general authorizations listed above, the following programs have specific authorizing legislation as shown below:

OPERATION OF INDIAN PROGRAMS

Tribal Government

Aid to Tribal Government

25 U.S.C. 1721 et seq. (The Maine Indian Claims Settlement Act of 1980), Pub.L. 96-420; Pub.L. 102-171.

25 U.S.C. 1401 et seq. (The Indian Judgment Fund Distribution Act of 1973); 87 Stat. 466, Pub.L. 93-134.

25 U.S.C. 651 (Advisory Council on California Indian Policy Act of 1992), 106 Stat. 2131, Pub.L. 102-416.

Self-Governance

25 U.S.C. 458aa et seq., 25 U.S.C. 5361 et seq. (Tribal Self-Governance Act): 108 Stat. 4272, Pub.L. 103-413, Title II.

Pub.L. 116-180 (PROGRESS for Indian Tribes Act).

Road Maintenance

25 U.S.C. 318a (The Federal Highway Act of 1921), 45 Stat. 750, Pub.L. 70-520.

23 U.S.C. 202 as amended by 126 STAT. 476, Pub.L. 112-141 (Moving Ahead for Progress in the 21st Century Act). Pub.L. 111-322.

23 U.S.C. 202 as amended by H.R. 22 / Public Law 114-94 (Fixing America's Surface Transportation Act) (Dec. 4, 2015) 129 Stat. 1312.

23 U.S.C. 201 & 202 as amended by H.R. 3684/ Public Law 117-58 Infrastructure Investment and Jobs Act, 135 Stat. 429, November 15, 2021; Division A – Surface Transportation Reauthorization Act of 2021, Title I- Federal-aid Highways, and Title IV – Indian Affairs; and Division J-Appropriations, Title VII-Transportation, Housing and Urban Development, and Related Agencies.

5 U.S.C. 551, 25 U.S.C. 450b (Native American Tourism and Improving Visitor Experience Act): 130 Stat. 847-851, Pub.L. 114-221.

Human Services

Social Services

92 Stat. 3069, Pub.L. 95-608 (Family Support Act), 102 Stat. 2343, Pub.L. 100-485.

25 U.S.C. 1300b (Texas Band of Kickapoo Act), 96 Stat. 2269, Pub.L. 97-429.

Child Protection

25 U.S.C. 3210 (Indian Child Protection and Family Violence Prevention Act), 104 Stat. 4531, Pub.L. 101-630, Title IV.; Native American Children's Safety Act, 130 Stat. 415, Pub.L. 114-165.

INDIAN AFFAIRS

Authorizing Statutes

Indian Child Welfare

25 U.S.C. 1901 et seq. (Indian Child Welfare Act), 92 Stat. 3069.

Individual Indian Money Accounts (IIM)

Indian Trust Fund Management Reform Act of 1994 (Pub.L. 103-412), 108 Stat. 4239.

Trust - Natural Resources Management

Tribal Climate Resilience

Public Law 117-58 Infrastructure Investment and Jobs Act, November 15, 2021; Division J-Appropriations, Title VI-Department of the Interior, Environment, and Related Agencies.

Public Law 117-169 Inflation Reduction Act 2022, August 16, 2022; Title VIII—Committee on Indian Affairs, SEC. 80001. Tribal Climate Resilience

Public Law 117-103 H.R.2471 - Consolidated Appropriations Act, 2022, March 15, 2022; Division G-Department of the Interior, Environment, and Related Agencies Appropriations Act, 2022

Agriculture and Range

25 U.S.C. 3701 (American Indian Agriculture Resource Management Act), 107 Stat. 2011, Pub.L. 103-177.

25 U.S.C. §415, Act August 1955 (Long Term Leasing Act).

25 U.S.C. §3701 et seq. Act of December 3, 1993, (American Indian Agricultural Resource Management Act) as amended.

25 USC § 466 - Indian Forestry Units; Rules and Regulations.

25 U.S.C. § 3711 Management of Indian Farmlands and Rangelands.

25 U.S.C. § 3713 Indian Agricultural Lands Trespass Act, December 3, 1993.

7 USC § 2814, Management of Undesirable Plants on Federal Lands.

7 USC § 7781-7786, The Noxious Weed Control and Eradication Act of 2004.

7 USC § 7701 et seq., The Plant Protection Act of 2000.

25 U.S.C. §450, Act of January 1975, Pl-93-638.

25 CFR 162, Leases and Permits.

25 CFR 166, Grazing Permits [General Grazing Regulations].

Pathways Internship

25 U.S.C. 3113 Establishment of Indian and Alaska Native forestry education assistance (Pub. L. 101-630), 104 Stat. 4540.

25 U.S.C. 3731 Indian and Alaska Native agriculture management education assistance programs (Pub. L. 103-177, title II, §201) 107 Stat. 2018.

Forestry

25 U.S.C. 406 and 407 (The Act of June 25, 1910): 36 Stat. 857; 61-313, 78 Stat. 186-187, 25U.S.C. 413 (The Act of February 14, 1920), 41 Stat. 415; 47 Stat. 14170.

18 U.S.C. 1853, 1855, and 1856, 62 Stat. 787 and 788; Pub.L. 100-690.

25 U.S.C. 3117 (The National Indian Forest Management Act): 104 Stat. 4544, Pub.L. 101-630, Sec. 318.

25 U.S.C §§ 5601 et seq. (Indian Trust Asset Reform Act).

Fish, Wildlife and Parks

16 U.S.C. 3631 (The U.S./Canada Pacific Salmon Treaty Act of 1985): 99 Stat. 7, Pub.L. 99-5.

16 U.S.C. 3101 (The Alaska National Interest Lands Conservation Act of 1980), 94 Stat. 2430, Pub.L. 96-487.

INDIAN AFFAIRS

Authorizing Statutes

42 U.S.C. 1966 (The American Indian Religious Freedom Act of 1978), 92 Stat. 469, Pub.L. 95-341; 108 Stat. 3125, Pub.L. 103-344.
16 U.S.C. §§661-666c, Fish and Wildlife Coordination Act of 1934.
16 U.S.C. §§703-711, Migratory Bird Hunting Act of 1918.
16 U.S.C. §742a-j, Fish and Wildlife Act of 1956.
16 U.S.C. §§668-668d, Bald and Golden Eagle Protection Act of 1940
16 U.S.C. §757a-f, Anadromous Fish Conservation Act of 1965.
16 U.S.C. §1271, Wild and Scenic Rivers Act of 1968.
16 U.S.C. §§1531-1543, Endangered Species Act of 1973.
16 U.S.C. §1801, Fishery Conservation and Management Act of 1976.
16 U.S.C. §3101, Alaska National Interests Lands Conservation Act of 1980.
16 U.S.C. §4701, National Invasive Species Act of 1996.
25 U.S.C. §495, Annette Island Fishery Reserve Act of 1891.
25 U.S.C. §500, Reindeer Industry Act of 1937.
25 U.S.C. §677i, Ute Partition Act of 1954.
42 U.S.C. §1966, American Indian Religious Freedom Act of 1978.
Pub.L. 100-581 (102 Stat. 2944), Fishing Sites Act of 1995.

Minerals and Mining

25 U.S.C. 2106 (Indian Mineral Development Act of 1982): 86 Stat 1940, Pub.L. 97-382.
16 U.S.C. 1271 et seq. (Umatilla Basin Project Act), Pub.L. 100-557.
Energy Policy Act of 2005
25 U.S.C. 3501 et seq. (Pub.L. 102-486, Title XXVI – The Energy Policy Act of 1992, § 2601, as amended Pub.L. 109-58, Title V, § 503(a), Aug. 8, 2005, 119 Stat. 764.)

Trust – Cultural Resources

16 U.S.C. 469-469c, Reservoir Salvage Act of 1960, as amended.
16 U.S.C. 470aa–mm, Archaeological Resources Protection Act of 1979, as amended (ARPA).
18 U.S.C. 1866(b), Historic, archeologic, or prehistoric items and antiquities.
54 U.S.C. 300101 et seq., National Historic Preservation Act of 1966, as amended (NHPA).
54 U.S.C. 312501-312508, Preservation of Historical and Archeological Data, (Archeological and Historic Preservation Act of 1974, as amended).
54 U.S.C. 320301-320303, Monuments, Ruins, Sites, and Objects of Antiquity (Act for the Preservation of American Antiquities of 1906 (“Antiquities Act”).
16 U.S.C. 703-712, Migratory Bird Treaty Act of 1918, as amended.
16 U.S.C. 668-668d, Bald Eagle Protection Act of 1940, as amended.
16 U.S.C. 1531-1543, Endangered Species Act of 1973, as amended.
16 U.S.C. 1361-1407, Marine Mammal Protection Act of 1972, as amended.
18 U.S.C. 42, and 16 U.S.C. 3371-78, Lacey Act of 1900, as amended.
19 U.S.C. 2601, Convention on Cultural Property Implementation Act of 1983, as amended.
25 U.S.C. 3001-3013, Native American Graves Protection and Repatriation Act of 1990 (NAGPRA).
44 U.S.C. 2109, Preservation, Arrangement, Duplication, Exhibition of Records.
44 U.S.C. 3101 et seq., Federal Records Act of 1950, as amended (“Records Management by Federal Agencies”).

INDIAN AFFAIRS

Authorizing Statutes

Trust – Environmental

7 U.S.C. 136-136 y, Federal Insecticide, Fungicide & Rodenticide Act (FIFRA).
15 U.S.C. 2641 et seq., Asbestos Hazard Emergency Response Act (AHERA) of 1986.
15 U.S.C. 2602-2692, Toxic Substances Control Act (TSCA).
16 U.S.C. 1431-1434, Marine Protection, Research, & Sanctuaries Act of 1972, as amended.
33 U.S.C. 1251-1387, Federal Water Pollution Control Act, as amended.
33 U.S.C. 2702-2761, Oil Pollution Act (OPA) of 1990.
42 U.S.C. 300 f et seq., Safe Drinking Water Act (SDWA) of 1974 as amended.
42 U.S.C. 4321 et seq., as amended, National Environmental Policy Act of 1969 (NEPA).
42 U.S.C. 4901-4918, Noise Control Act of 1972.
42 U.S.C. 6901-6992, Solid Waste Disposal Act (SDWA).
42 U.S.C. 6901 et seq, Resource Conservation & Recovery Act (RCRA) of 1976.
42 U.S.C. 6961, Federal Facilities Compliance Act of 1992.
42 U.S.C. 7401-7671 q, Clean Air Act (CAA), as amended.
42 U.S.C. 9601-9675 et seq., Comprehensive Environmental Response, Compensation and Liability act, as amended in 42 U.S.C. 9601 35 seq. Superfund Amendments and Reauthorization Act (SAR) amended the Comprehensive Environmental Response, and Liability Act (CERCLA) of October 17, 1986.
42 U.S.C. 11011 et seq., Emergency Planning and Community Right-to-Know Act of 1986 (EPCRA).
42 U.S.C. 13101-13109, Pollution Prevention Act (PPA) of 1990.
49 U.S.C. 1801-1812, Hazardous Materials Transportation Act.
Chief Financial Officers Act of 1990, Public Law 101-577, 101st Congress-Second Session.
Government Management Reform Act of 1994, Public Law 103-356, 103rd Congress-Second Session.
Omnibus Appropriations Act, 2009. Title VII General Provisions - Government-Wide Sec. 748. Pub.L. 111- 8, Mar. 11, 2009.

Land, Titles and Records

25 U.S.C. § 4 (The Act of July 26, 1892) 27 Stat. 272.
25 U.S.C. § 5 (The Act of July 26, 1892) 27 Stat. 272; Reorganization Plan No. 3 of 1950 approved June 20, 1949 (64 Stat. 1262).
25 U.S.C. § 6 (The Act of July 26, 1892) 27 Stat. 273.
25 USCS § 7 (The Act of July 26, 1892) 27 Stat. 273; June 6, 1972, Pub.L. 92-310, Title II, Part 2, § 229(b), 86 Stat. 208.
25 USCS § 8 (The Act of July 9, 1832) 4 Stat. 564.
25 U.S.C. § 9 (The Act of June 30, 1834), 4 Stat. 738.
25 USCS § 11 (March 3, 1911) 36 Stat. 1069.
25 USCS § 355 (The Act of April 26, 1906), 34 Stat. 137; (The Act of May 27, 1908), 35 Stat. 312; (The Act of August 1, 1914), 38 Stat. 582, 598 deal specifically with land records of the Five Civilized Tribes.

Trust – Real Estate Services

Real Estate Services

25 U.S.C. 176 (Reorganization Plan No. 3 of 1946), 60 Stat. 1097.
25 U.S.C. 311 (The Act of March 3, 1901), 31 Stat. 1084, Pub.L. 56 382.

INDIAN AFFAIRS

Authorizing Statutes

25 CFR 169 (25 U.S.C. 323-328) (Rights-of-Way).
25 U.S.C. 393 (The Act of March 3, 1921), 41 Stat. 1232, Pub.L. 66 359.
25 U.S.C. 396 et seq (35 Stat. 783; 52 Stat. 347; 70 Stat. 774).
25 U.S.C. 2201 et seq. (Indian Land Consolidation Act), 96 Stat. 2515, Pub.L. 97-459; 98 Stat. 3171, Pub.L. 98-608; Pub.L. 102-238.
25 U.S.C. 415 as amended by the Helping Expedite and Advance Responsible Tribal Home Ownership Act of 2012 (“HEARTH Act”), Pub. L. No. 112-151; 126 Stat. 1150) (codified at 25 U.S.C. § 415(h)).
25 U.S.C. 5108, The Indian Reorganization Act, 48 Stat. 984 (Land into Trust).
25 U.S.C. 5110, The Indian Reorganization Act, 48 Stat. 986 (Proclamations).
25 U.S.C. 5101, et seq. (The Indian Reorganization Act of 1934), 48 Stat. 984, Pub. L. 73-383; Pub. L. 103-263.
41 CFR Part 102-75 (Federal Property and Administration Services Act), 35 Stat. 783 (Act of March 3, 1909), 52 Stat. 347 (Act of May 11, 1938).

Indian Rights Protection

28 U.S.C. 2415 (Statute of Limitations; The Indian Claims Limitation Act of 1982): 96 Stat. 1976, Pub.L. 97-394; Pub.L. 98-250.
16 U.S.C. 3101 (The Alaska National Interest Lands Conservation Act), 94 Stat. 2371, Pub.L. 96-487.
43 U.S.C. 1601 (The Alaska Native Claims Settlement Act), 106 Stat. 2112-2125, Pub.L. 92-203.
25 U.S.C. 3907 (Indian Lands Open Dump Cleanup Act of 1994), 108 Stat. 4164, Pub.L. 103-399.

Probate

25 U.S.C. 2201 Pub.L. 97- 459 Title II Section 202 Jan. 12, 1983, 96 Stat. 2517, as amended by Pub.L. 106-462 Section 103 (1) Nov. 7, 2000, 114 Stat. 1992, as amended by 25 U.S.C. 2201 Pub.L. 108-374, Oct 27, 2004, 118 Stat. 1804 (American Indian Probate Reform Act of 2004).

Navajo-Hopi Settlement

25 U.S.C. 640 et seq. (The Navajo-Hopi Settlement Act of December 22, 1974): Pub.L. 93-531; Pub.L. 102-180, 105 Stat 1230.

Public Safety and Justice

Tribal Courts

25 U.S.C. 1721 et seq. (The Maine Indian Claims Settlement Act of 1980), Pub.L. 96-420; Pub.L. 102-171.
25 U.S.C. 3621 (Indian Tribal Justice Act): 107 Stat. 2004, Pub.L. 103-176, as amended; 114 Stat. 2778, Pub.L. 106-559.
25 U.S.C. 2801 (Tribal Law and Order Act) 124 Stat. 2261, Pub.L. 111-211.
25 U.S.C. 1301 et seq. (Indian Civil Rights Act of 1968), as amended. Most recent amendments included in the Violence Against Women reauthorization Act of 2022 (Pub.L. 117–103).
Law Enforcement
18 U.S.C. 3055 (Act of June 25, 1948), 62 Stat. 817, Pub.L. 80-722; Pub.L. 103-322.
25 U.S.C. 2801 et seq. (Indian Law Enforcement Reform Act), 104 Stat. 473, Pub.L. 101-379, as amended; 124 Stat. 2262, Pub.L. 111-211 (Tribal Law and Order Act).

INDIAN AFFAIRS

Authorizing Statutes

5 U.S.C. 5305 (Federal Law Enforcement Pay Reform), 104 Stat. 1465, Pub.L. 101-509, Title IV; Pub.L. 103-322, as amended; Pub.L. 116-166 (Not Invisible Act of 2019.), Pub.L. 116-165 (Savanna's Act).

Community Development

25 U.S.C. 3402 et seq. (Indian Employment Training and Related Services Demonstration Act of 1992), 106 Stat. 2302, Pub.L. 102-477, as amended; Pub.L. 106-568, Title XI, Sections 101-104, Pub.L. 116-174 (Native American Business Incubators Program Act).

Economic Development

25 U.S.C. 1451 et seq. (The Indian Financing Act of 1974): Pub.L. 93-262, as amended; 98 Stat. 1725, Pub.L. 98-449.

2 U.S.C. 661 (Budget Enforcement Act of 1990, Title V - The Federal Credit Reform Act of 1990, Section 13112), 104 Stat. 1388, Pub.L. 101 508.

25 U.S.C. 305 (The Act of August 27, 1935): 49 Stat. 891, Pub.L. 74-355; 104 Stat. 4662, Pub.L. 101-644 (Indian Arts and Crafts Act of 1990).

5 U.S.C. 551, 25 U.S.C. 450b (Native American Tourism and Improving Visitor Experience Act): 130 Stat. 847-851, Pub.L. 114-221.

Job Placement & Training

25 U.S.C. 309 (Vocational Training), 8/3/56, 70 Stat. 986, Pub.L. 84-959; 77 Stat. 471, Pub.L. 88-230; Pub.L. 90-252.

CONTRACT SUPPORT COSTS

Contract Support

Title I of the Indian Self-Determination and Education Assistance Act (ISDEAA), 25 U.S.C. §§ 5301-5332, Title IV of the ISDEAA, 25 U.S.C. §§ 5361-5377.

PAYMENTS FOR TRIBAL LEASES

Section 105(l) Leases

25 U.S.C. 450 (The Indian Self-Determination and Education Assistance Act), 88 Stat. 2203, Pub.L. 93-638, Pub.L. 100-472; 102 Stat. 2285, Pub.L. 103-413, 105(l) Leases Sec. 900.69.

INDIAN AFFAIRS
Authorizing Statutes
INDIAN LAND CONSOLIDATION

Indian Land Consolidation

25 U.S.C. 2201 et seq. (Indian Land Consolidation Act Amendments of 2000), 114 Stat. 1991, P.L. 106-462; (American Indian Probate Reform Act of 2004), 118 Stat. 1773, P.L. 108-374.

General Administration

Administration

Chief Financial Officers Act of 1990, Public Law 101-577, 101st Congress-Second Session.

Indian Gaming

25 U.S.C. 2701 et seq. (Indian Gaming Regulatory Act): 102 Stat. 2467, Pub.L. 100-497; 105 Stat. 1908, Pub.L. 102-238.

Indian Arts & Crafts Board

Pub.L. 101-644 Indian Arts and Craft Act of 1990.

CONSTRUCTION

Facility Construction

25 U.S.C. 631(2)(12)(14) (The Act of April 19, 1950), 64 Stat. 44, Pub.L. 81-474, 72 Stat. 834, Pub.L. 85-740.

25 U.S.C. 465 (The Act of June 18, 1934), 48 Stat. 984, Pub.L. 73-383.

25 U.S.C. 2005 Facilities construction, Pub.L. 95-561, title XI, §1125, 115 Stat. 2021; amended Pub.L. 108-271, §8(b), July 7, 2004, 118 Stat. 814.

25 U.S.C. 2503 (b) Composition of Grants; Special rules; title I of the Elementary and Secondary Education Act of 1965; the Individuals with Disabilities Education Act; or any Federal education law other than title XI of the Education Amendments of 1978.

25 U.S.C. 2507 (e) Pub.L. 100-297, Title V. 5208, as added Pub.L. 107 110, Title X, 1043, 115 Stat. 2076.

25 U.S.C. 2005 (b) Section 504 of the Rehabilitation Act of 1973 and with the American Disabilities Act 1990.

Irrigation Projects-Rehabilitation

25 U.S.C. Chapter 11 (§§ 381-390) – Irrigation of Allotted Lands.

130 Stat. 1753-54, Pub.L. 114-322, Water Infrastructure Improvements for the Nation Act of 2016, Title III, Subtitle B, Parts I & II, as amended.

Pub.L. 117–58: Bipartisan Infrastructure Law.

Safety of Dams

25 U.S.C. Chapter 40 (§§ 3801-3805) – Indian Dams Safety.

33 U.S.C. Chapter 9, Subchapter VII (§§ 467-467n) – Dam Inspection Program.

Pub.L. 117–58: Bipartisan Infrastructure Law.

Resources Mgmt Construction-Irrigation

INDIAN AFFAIRS

Authorizing Statutes

Navajo Indian Irrigation Project (Navajo Indian Irrigation Project: San Juan Chama Project), 76 Stat. 96, Pub.L. 87-483.

Water Infrastructure

Pub.L. 117-58 Infrastructure Investment and Jobs Act, November 15, 2021; Division J-Appropriations, Title VI-Department of the Interior, Environment, and Related Agencies.

INDIAN LAND AND WATER CLAIM SETTLEMENTS AND MISCELLANEOUS PAYMENTS TO INDIANS

White Earth Reservation Claims Settlement Act

25 U.S.C. 331 (The Act of March 24, 1986), 100 Stat. 61, Pub.L. 99 264.

Truckee-Carson-Pyramid Lake Water Rights Settlement

Pub.L. 101-618, Truckee Carson Pyramid Lake Water Rights Settlement Act, 104 Stat. 3294.

Montana Water Rights Protection Act

Pub.L. 116-260, The Consolidated Appropriations Act, 2021 (Division DD).

Indian Water Rights Settlement Completion Fund

Pub.L. 117-58, Infrastructure Investment and Jobs Act, November 15, 2021 (Division G, Title I- Indian Water Right Settlement Completion Fund)

Hualapai Tribe Water Rights Settlement

Pub.L. 117-349, Hualapai Tribe Water Rights Settlement Act, 2022

MISCELLANEOUS PERMANENT APPROPRIATIONS & TRUST FUNDS

Claims and Treaty Obligations

Act of February 19, 1831.

Treaty of November 11, 1794.

Treaty of September 24, 1857.

Acts of March 2, 1889; June 10, 1896; June 21, 1906.

Pub.L. 93-197, Menominee Restoration Act, 87 Stat. 770.

O & M, Indian Irrigation

Section 4 of the Permanent Appropriation Repeal Act (48 Stat. 1227), Systems signed June 26, 1934.

25 U.S.C. 162a, The Act of November 4, 1983, 60 Stat. 895, Pub.L. 98 146.

Power Systems, Indian Irrigation Projects

Section 4 of the Permanent Appropriation Repeal Act (48 Stat. 1227), signed June 26, 1934.

25 U.S.C. 162a (The Act of November 4, 1983), 60 Stat. 895, Pub.L. 98 146, 65 Stat. 254.

Alaska Resupply Program

Act of February 20, 1942, 56 Stat. 95, Pub.L. 77-457.

INDIAN AFFAIRS

Authorizing Statutes

Indian Water Rights and Habitat Acquisition Program

Pub.L. 106-263 Shivwits Band of the Paiute Indian Tribe of Utah Water Rights Settlement Act.

OPERATION AND MAINTENANCE OF QUARTERS

O & M Quarters

5 U.S.C. 5911, Federal Employees Quarters and Facilities Act of August 20, 1964, Pub.L. 88-459, Pub.L. 98-473; Pub.L. 100-446.

LOAN ACCOUNTS

INDIAN GUARANTEED LOAN PROGRAM ACCOUNT

INDIAN GUARANTEED LOAN FINANCING ACCOUNT

INDIAN LOAN GUARANTY AND INSURANCE FUND
LIQUIDATING ACCOUNT

INDIAN DIRECT LOAN FINANCING ACCOUNT

REVOLVING FUND FOR LOANS LOAN LIQUIDATING ACCOUNT

The credit accounts listed above include those authorized under the Indian Financing Act or newly authorized under the Credit Reform Act of 1990. These statutes are:

25 U.S.C. 1451 et seq. (The Indian Financing Act of April 12, 1974), Pub.L. 93-262, as amended by Pub.L. 98-449, Pub.L. 100-442, and Pub.L. 107-331, 116 Stat. 2834; Ceiling on Guaranteed Loans of \$500 million and raises the limitation on the loan amounts from \$100,000 to \$250,000; Pub.L. 109-221, Aggregate loans or surety bonds limitation of \$500,000,000 is increased to \$1,500,000,000 (Section 217(b) of the Indian Financing Act of 1974) (25 U.S.C. 1497(b)).

2 U.S.C. 661 (Budget Enforcement Act of 1990, Title V - The Federal Credit Reform Act of 1990), Pub.L. 101-508, Section 1320.

Administrative Provisions

Appropriation Language
DEPARTMENT OF THE INTERIOR
BUREAU OF INDIAN AFFAIRS

ADMINISTRATIVE PROVISIONS

The Bureau of Indian Affairs and the Bureau of Indian Education may carry out the operation of Indian programs by direct expenditure, contracts, cooperative agreements, compacts, and grants, either directly or in cooperation with States and other organizations.

Notwithstanding Public Law 87–279 (25 U.S.C. 15), the Bureau of Indian Affairs may contract for services in support of the management, operation, and maintenance of the Power Division of the San Carlos Irrigation Project.

Notwithstanding any other provision of law, no funds available to the Bureau of Indian Affairs or the Bureau of Indian Education for central office oversight and Executive Direction and Administrative Services (except Executive Direction and Administrative Services funding for Tribal Priority Allocations, regional offices, and facilities operations and maintenance) shall be available for contracts, grants, compacts, or cooperative agreements with the Bureau of Indian Affairs or the Bureau of Indian Education under the provisions of the Indian Self-Determination Act or the Tribal Self-Governance Act of 1994 (Public Law 103–413).

In the event any tribe returns appropriations made available by this Act to the Bureau of Indian Affairs or the Bureau of Indian Education, this action shall not diminish the Federal Government's trust responsibility to that tribe, or the government-to-government relationship between the United States and that tribe, or that tribe's ability to access future appropriations.

Notwithstanding any other provision of law, no funds available to the Bureau of Indian Education, other than the amounts provided herein for assistance to public schools under 25 U.S.C. 452 et seq., shall be available to support the operation of any elementary or secondary school in the State of Alaska.

No funds available to the Bureau of Indian Education shall be used to support expanded grades for any school or dormitory beyond the grade structure in place or approved by the Secretary of the Interior at each school in the Bureau of Indian Education school system as of October 1, 1995, except that the Secretary of the Interior may waive this prohibition to support expansion of up to one additional grade when the Secretary determines such waiver is needed to support accomplishment of the mission of the Bureau of Indian Education, or more than one grade to expand the elementary grade structure for Bureau-funded schools with a K-2 or K-4 grade structure on October 1, 1996. Appropriations made available in this or any prior Act for schools funded by the Bureau shall be available, in accordance with the Bureau's funding formula, only to the schools in the Bureau school system as of September 1, 1996, and to any school or school program that was reinstated in fiscal year 2012. Funds made available under this Act may not be used to establish a charter school at a Bureau-funded school (as that term is defined in section 1141 of the Education Amendments of 1978 (25 U.S.C. 2021)), except that a charter school that is in existence on the date of the enactment of this Act and that has operated at a Bureau-funded school before September 1, 1999, may continue to operate during that period, but only if the charter school pays to the Bureau a pro rata share of funds to reimburse the Bureau for the use of the real and personal property (including buses and vans), the funds of the charter school are kept separate and apart from Bureau funds, and the Bureau does not assume any obligation for charter school programs of the State in which the school is located if the charter school loses such funding. Employees of Bureau-funded schools sharing a campus with a charter school and performing functions related to the charter school's operation and employees of a charter school shall not be treated as Federal employees for purposes of chapter 171 of title 28, United States Code.

Notwithstanding any other provision of law, including section 113 of title I of appendix C of Public Law 106–113, if in fiscal year 2003 or 2004 a grantee received indirect and administrative costs pursuant to a distribution formula based on section 5(f) of Public Law 101–301, the Secretary shall continue to distribute indirect and administrative cost funds to such grantee using the section 5(f) distribution formula.

Funds available under this Act may not be used to establish satellite locations of schools in the Bureau school system as of September 1, 1996, except that the Secretary may waive this prohibition in order for an Indian tribe to provide language and cultural immersion educational programs for non-public schools located within the jurisdictional area of the tribal government which exclusively serve tribal members, do not include grades beyond those currently served at the existing Bureau-funded school, provide an educational environment with educator presence and academic facilities comparable to the Bureau-funded school, comply with all applicable Tribal, Federal, or State health and safety standards, and the Americans with Disabilities Act, and demonstrate the benefits of establishing operations at a satellite location in lieu of incurring extraordinary costs, such as for transportation or other impacts to students such as those caused by busing students extended distances: Provided, That no funds available under this Act may be used to fund operations, maintenance, rehabilitation, construction, or other facilities-related costs for such assets that are not owned by the Bureau: Provided further, That the term "satellite school" means a school location physically separated from the existing Bureau school by more than 50 miles but that forms part of the existing school in all other respects.

Funds made available for Tribal Priority Allocations within Operation of Indian Programs and Operation of Indian Education Programs may be used to execute requested adjustments in tribal priority allocations initiated by an Indian Tribe.

Note.—A full-year 2024 appropriation for this account was not enacted at the time the Budget was prepared; therefore, the Budget assumes this account is operating under the Continuing Appropriations Act, 2024 and Other Extensions Act (Division A of Public Law 118–15, as amended). The amounts included for 2024 reflect the annualized level provided by the continuing resolution.

BIE Justification of Proposed Language Changes

Administrative Provisions

1. Addition of the following wording: or K-4

...except that the Secretary of the Interior may waive this prohibition to support expansion of up to one additional grade when the Secretary determines such waiver is needed to support accomplishment of the mission of the Bureau of Indian Education, or more than one grade to expand the elementary grade structure for Bureau-funded schools with a K-2 or K-4 grade structure on October 1, 1996.

Justification of change: Current annual appropriations language for the Bureau of Indian Education (BIE) limits the expansion of more than one grade to BIE-funded schools with a kindergarten through second grade (K-2) structure. The proposed language would authorize the expansion of more than one grade to BIE-funded schools with a K-2 or K-4 structure. Tribal communities have requested this change in BIE's Administrative Provisions language to accommodate K-4 schools' intent to serve additional Indian students and support their local communities. This proposal will improve BIE's capability to deliver educational services to the Tribal communities it serves. The expansion authority provided by this change will alleviate

reported hardships in some communities where current grade limitations results in families needing to seek alternate educational services not available in immediate Tribal communities.

Operation of Indian Programs

DEPARTMENT OF THE INTERIOR

BUREAU OF INDIAN AFFAIRS

Appropriation Language Sheet

Operation of Indian Programs

(Including Transfers of Funds)

For expenses necessary for the operation of Indian programs, as authorized by law, including the Snyder Act of November 2, 1921 (25 U.S.C. 13) and the Indian Self-Determination and Education Assistance Act of 1975 (25 U.S.C. 5301 et seq.), \$2,169,386,000, to remain available until September 30, 2026, except as otherwise provided herein; of which not to exceed \$15,000 may be for official reception and representation expenses; of which not to exceed \$78,494,000 shall be for welfare assistance payments: Provided, That in cases of designated Federal disasters, the Secretary of the Interior may exceed such cap for welfare payments from the amounts provided herein, to provide for disaster relief to Indian communities affected by the disaster: Provided further, That federally recognized Indian tribes and tribal organizations of federally recognized Indian tribes may use their tribal priority allocations for unmet welfare assistance costs: Provided further, That not to exceed \$88,144,000 shall remain available until expended for housing improvement, road maintenance, land acquisition, attorney fees, litigation support, land records improvement, hearings and appeals, and the Navajo-Hopi Settlement Program: Provided further, That any forestry funds allocated to a federally recognized tribe which remain unobligated as of September 30, 2026, may be transferred during fiscal year 2027 to an Indian forest land assistance account established for the benefit of the holder of the funds within the holder's trust fund account: Provided further, That any such unobligated balances not so transferred shall expire on September 30, 2027: Provided further, That in order to enhance the safety of Bureau field employees, the Bureau may use funds to purchase uniforms or other identifying articles of clothing for personnel: Provided further, That funds for trust, probate, and administrative functions may, as needed, be transferred to the Office of the Secretary, "Departmental Operations" account: Provided further, That the Bureau of Indian Affairs may accept transfers of funds from United States Customs and Border Protection to supplement any other funding available for reconstruction or repair of roads owned by the Bureau of Indian Affairs as identified on the National Tribal Transportation Facility Inventory, 23 U.S.C. 202(b)(1).

Note.— A full-year 2024 appropriation for this account was not enacted at the time the Budget was prepared; therefore, the Budget assumes this account is operating under the Continuing Appropriations Act, 2024 and Other Extensions Act (Division A of Public Law 118–15, as amended). The amounts included for 2024 reflect the annualized level provided by the continuing resolution.

Summary of Requirements
Bureau of Indian Affairs
OPERATION OF INDIAN PROGRAMS
Dollars in Thousands (\$000)

ACCOUNT ACTIVITY Sub Activity	2023 Enacted		2024 Annualized CR		2025 Fixed Costs (+/-)	2025 Internal Transfers (+/-)		2025 Program Changes (+/-)		2025 Request		Change from 2024 Annualized CR (+/-) Amount
	Amount	FTE	Amount	FTE	Amount	Amount	FTE	Amount	FTE	Amount	FTE	
OPERATION OF INDIAN PROGRAMS												
TRIBAL GOVERNMENT	368,988	206	368,988	206	+8,591	+32,414	-	+28,686	+14	438,679	220	+69,691
Aid to Tribal Government (TPA)	29,037	44	29,037	44	+539	+2,253	-	+1,195	-	33,024	44	+3,987
Consolidated Tribal Gov't Program (TPA)	82,467	-	82,467	-	+1,352	+3,022	-	+2,658	-	89,499	-	+7,032
Self Governance Compacts (TPA)	200,398	-	200,398	-	+5,894	+34,478	-	+10,388	-	251,158	-	+50,760
New Tribes (TPA)	480	-	480	-	-	-480	-	-	-	-	-	-480
Small & Needy Tribes (TPA)	7,002	-	7,002	-	-	-7,000	-	+1,732	-	1,734	-	-5,268
Road Maintenance (TPA)	39,190	104	39,190	104	+576	-	-	+10,318	+2	50,084	106	+10,894
Tribal Government Program Oversight	10,414	58	10,414	58	+230	+141	-	+2,395	+12	13,180	70	+2,766
HUMAN SERVICES	166,985	98	166,985	98	+1,032	-3,499	-	+40,637	+3	205,155	101	+38,170
Social Services (TPA)	54,934	85	54,934	85	+741	-1,945	-	+25,552	+3	79,282	88	+24,348
Welfare Assistance (TPA)	78,494	-	78,494	-	-	-	-	-	-	78,494	-	-
Indian Child Welfare Act (TPA)	17,848	-	17,848	-	+213	-1,273	-	+8,942	-	25,730	-	+7,882
Housing Program (TPA)	12,219	-	12,219	-	+22	-280	-	+6,020	-	17,981	-	+5,762
Human Services Tribal Design (TPA)	218	-	218	-	+5	-1	-	+4	-	226	-	+8
Human Services Program Oversight	3,272	13	3,272	13	+51	-	-	+119	-	3,442	13	+170
TRUST - NATURAL RESOURCES MANAGEMENT	333,119	400	333,119	400	+2,477	-2,807	-1	+26,539	+20	359,328	419	+26,209
Natural Resources (TPA)	16,903	37	16,903	37	+223	-1,918	-1	+2,507	-	17,715	36	+812
Irrigation Operations & Maintenance	15,269	3	15,269	3	+89	-	-	+2,353	-	17,711	3	+2,442
Rights Protection Implementation	49,200	-	49,200	-	+259	-	-	+331	-	49,790	-	+590
Tribal Management/Development Program	18,544	1	18,544	1	+43	-	-	+109	-	18,696	1	+152
Endangered Species	6,243	2	6,243	2	+17	-	-	+20	-	6,280	2	+37
Tribal Climate Resilience	34,991	10	34,991	10	+48	-	-	+13,798	+12	48,837	22	+13,846
Integrated Resource Info Program	3,077	10	3,077	10	+39	-	-	+117	-	3,233	10	+156
Agriculture & Range	39,438	102	39,438	102	+499	-	-	+1,068	-	41,005	102	+1,567
Forestry	66,017	134	66,017	134	+697	-913	-	+3,404	+2	69,205	136	+3,188
Water Resources	18,426	9	18,426	9	+112	-29	-	+209	-	18,718	9	+292
Fish, Wildlife & Parks	23,699	2	23,699	2	+92	+53	-	+175	-	24,019	2	+320
Energy & Minerals	33,011	56	33,011	56	+224	-	-	+399	-	33,634	56	+623
Resource Management Program Oversight	8,301	34	8,301	34	+135	-	-	+2,049	+6	10,485	40	+2,184
TRUST - REAL ESTATE SERVICES	159,003	712	159,003	712	+3,119	+9,271	+1	+8,797	+6	180,190	719	+21,187
Trust Services (TPA)	10,218	36	10,218	36	+143	+104	-	+271	-	10,736	36	+518
Navajo-Hopi Settlement Program	1,303	4	1,303	4	+20	-	-	+52	-	1,375	4	+72
Probate (TPA)	14,140	109	14,140	109	+434	-	-	+828	-	15,402	109	+1,262
Office of Hearings & Appeals	-	-	-	-	+198	+7,096	-	+370	-	7,664	-	+7,664
Land Title & Records Offices	16,425	117	16,425	117	+464	-	-	+885	-	17,774	117	+1,349
Land Acquisitions	-	-	-	-	-	+2,000	+1	-	-	2,000	1	+2,000
Real Estate Services	41,133	258	41,133	258	+1,087	-45	-	+2,052	-	44,227	258	+3,094
Land Records Improvement	7,074	27	7,074	27	+108	-	-	+58	-	7,240	27	+166
Environmental Quality	32,907	51	32,907	51	+211	-	-	+1,364	-	34,482	51	+1,575
Alaskan Native Programs	1,521	5	1,521	5	+20	-	-	+38	-	1,579	5	+58
Rights Protection	17,531	24	17,531	24	+113	+85	-	+223	-	17,952	24	+421
Trust - Real Estate Services Oversight	16,751	81	16,751	81	+321	+31	-	+2,656	+6	19,759	87	+3,008

Summary of Requirements
Bureau of Indian Affairs
OPERATION OF INDIAN PROGRAMS
Dollars in Thousands (\$000)

ACCOUNT ACTIVITY Sub Activity	2023 Enacted		2024 Annualized CR		2025 Fixed Costs (+/-)	2025 Internal Transfers (+/-)		2025 Program Changes (+/-)		2025 Request		Change from 2024 Annualized CR (+/-) Amount
	Amount	FTE	Amount	FTE	Amount	Amount	FTE	Amount	FTE	Amount	FTE	
PUBLIC SAFETY & JUSTICE	579,725	767	579,725	767	+6,763	-26,116	-	+90,837	+136	651,209	903	+71,484
Law Enforcement	506,290	751	506,290	751	+6,208	+555	-	+66,104	+136	579,157	887	+72,867
Tribal Courts (TPA)	71,770	16	71,770	16	+484	-26,461	-	+24,669	-	70,462	16	-1,308
Fire Protection (TPA)	1,665	-	1,665	-	+71	-210	-	+64	-	1,590	-	-75
COMMUNITY & ECONOMIC DEVELOPMENT	31,172	12	31,172	12	+171	-99	-	+11,761	-	43,005	12	+11,833
Job Placement & Training (TPA)	13,759	12	13,759	12	+83	-73	-	+143	-	13,912	12	+153
Economic Development (TPA)	5,855	-	5,855	-	+44	-3,026	-	+85	-	2,958	-	-2,897
Economic Development Projects	-	-	-	-	-	+13,724	-	+10,776	-	24,500	-	+24,500
Community Development Oversight	11,558	-	11,558	-	+44	-10,724	-	+757	-	1,635	-	-9,923
EXECUTIVE DIRECTION & ADMINISTRATIVE SERVICES	263,766	550	263,766	550	+3,086	+10,702	+247	+14,266	+15	291,820	812	+28,054
Assistant Secretary Support	19,409	3	19,409	3	+230	-	+93	+3,252	+7	22,891	103	+3,482
Office of Subsistence Management	-	-	-	-	-	+10,789	+36	+2,794	-	13,583	36	+13,583
Executive Direction	22,002	105	22,002	105	+419	-85	-	+745	-	23,081	105	+1,079
Administrative Services	53,207	204	53,207	204	+1,149	-2	+69	+4,298	+8	58,652	281	+5,445
Safety & Risk Management	3,204	14	3,204	14	+56	-	-	+109	-	3,369	14	+165
Information Resources Technology	52,337	60	52,337	60	+385	-	+39	+704	-	53,426	99	+1,089
Human Capital Management	25,187	85	25,187	85	-1,984	-	+10	-120	-	23,083	95	-2,104
Facilities Management	19,379	79	19,379	79	+313	-	-	+636	-	20,328	79	+949
Intra-Governmental Payments	23,577	-	23,577	-	+481	-	-	+1,839	-	25,897	-	+2,320
Rentals [GSA/Direct]	45,464	-	45,464	-	+2,037	-	-	+9	-	47,510	-	+2,046
SPECIAL INITIATIVES	4,240	-	4,240	-	-	-	-	-4,240	-	-	-	-4,240
OJS-AK Native Justice Center	3,000	-	3,000	-	-	-	-	-3,000	-	-	-	-3,000
OIS-AK Women's Resource Center	-	-	-	-	-	-	-	-	-	-	-	-
L--Bar Ranch	575	-	575	-	-	-	-	-575	-	-	-	-575
ITBC	665	-	665	-	-	-	-	-665	-	-	-	-665
TOTAL, OPERATION OF INDIAN PROGRAMS	1,906,998	2,745	1,906,998	2,745	+25,239	+19,866	+247	+217,283	+194	2,169,386	3,186	+262,388
SUPPLEMENTAL												
Disaster Relief Act, 2023 (P.L. 117-328)	44,500	-	-	-	-	-	-	-	-	-	-	-
Bipartisan Infrastructure Law (P.L. 117-58)	43,200	11	43,200	-	-	-	-	-	-	43,200	-	-
Transfer to OIG (P.L. 117-58)	-216	-	-216	-	-	-	-	-	-	-216	-	-
Other Transfers	50,696	-	-	-	-	-	-	-	-	-	-	-
TOTAL, OPERATION OF INDIAN PROGRAMS w/ Supplemental	2,045,178	2,756	1,949,982	2,745	+25,239	+19,866	+247	+217,283	+194	2,212,370	3,186	+262,388

Bureau of Indian Affairs
OPERATION OF INDIAN PROGRAMS
Justification of Fixed Costs Changes

(Dollars In Thousands)

Fixed Cost Element	2024 Annualized CR or Change	2024 Annualized CR to 2025 Request Change	Description
Change in Number of Paid Days	+3,516	0	Total paid days for FY 2025 is 261 (2088 hours) which is the same number of days as FY 2024.
Pay Raise	+44,324	+25,062	The President's Budget for 2025 includes one quarter (October-December 2024) of the 5.2% pay raise for 2024 and three quarters (January-September 2025) of the estimated 2.0% pay raise for 2025.
FERS Employer Contribution Increase	+312	0	The estimates do not reflect increases to the employer contribution for FERS or Law Enforcement FERS for FY 2025.
Departmental Working Capital Fund (WCF)	+1,839	+481	The estimates reflect final decisions of the Working Capital Fund Consortium on the FY 2025 Working Capital Fund Central Bill.
Workers' Compensation Payments	-1,038	-537	The amount reflects final chargeback costs of compensating injured employees and dependents of employees who suffer accidental death while on duty. This amount reflects the final Workers Compensation bill for 2025 payable to the Department of Labor, Federal Employees Compensation Fund, pursuant to 5 U.S.C. 8147(b) as amended by Public Law 94-273.
Unemployment Compensation Payments	0	-1,804	The amount reflects projected changes in the costs of unemployment compensation claims to be paid to the Department of Labor, Federal Employees Compensation Account, in the Unemployment Trust Fund, pursuant to Public Law 96-499. This estimate reflects an applied annual inflation factor of 3.0% to the 5-year average of actuals between 2018-2022.
GSA and Non-GSA Rents	+9	+2,037	This estimate reflects the FY 2025 President's Budget Exhibit 54s as submitted. The amounts reflect changes in the costs payable to General Services Administration (GSA) and others for office and non-office space as estimated by GSA, as well as the rental costs of other currently occupied space. These estimates reflect MIB rent, Security, Federal Reserve Parking, and Operations and Maintenance, distributed by bureau and office, based upon OFAS provided MIB occupancy levels. Costs of mandatory office relocations, i.e. relocations in cases where due to external events there is no alternative but to vacate the currently occupied space, are also included.
Baseline Adjustments for O&M Increases	0	0	This adjustment captures the associated increase to baseline operations and maintenance requirements resulting from movement out of GSA or direct-leased (commercial) space into Bureau-owned space. During these transitions, bureaus often encounter an increase to baseline O&M costs not otherwise captured in fixed costs. This category of funding properly adjusts the baseline fixed cost amount to maintain steady-state funding for these requirements.
Total, Account 2025 Fixed Costs		+25,239	

Bureau of Indian Affairs
OPERATION OF INDIAN PROGRAMS
Justification of Internal Realignments

Dollars in Thousands (\$000)

Internal Realignments and Non-Policy/Program Changes	2024 to 2025 (Net)	Description
Tribal Transfers	+425	Net Tribal transfers from OIEP to OIP. These reflect Tribal reprioritization and subsequent redistribution of base funding as directed by Tribes and regional field sites as a result of Indian Self-Determination and the associated authority to spend base funds to best meet the specific needs of individual Tribal organizations.
Self Governance Compacts	+1,001	Net Tribal Transfers from OIEP to Self-Governance Compacts, pursuant to Title III of the Indian Self-Determination and Education Assistance Act (P.L. 103-413).
Central Office/Other Transfers to the Aid to Tribal Government (TPA) program	+/- 7,000	Transfer of Small Tribes Supplement funds to Tribal base.
	+/- 480	New Tribes transfer to Aid to Tribal Government - Little Shell
Transfer of the Juvenile Detention Center Education program from BIE to BIA	+555	Transfers the Juvenile Detention Education program from BIE to BIA. By transferring these funds directly to the Office of Justice Services, it will reduce the time it takes to make these funds available for use at the juvenile detention centers.
Transfer of the Office of Subsistence Management from FWS to BIA	+10,789	The budget proposes to transfer management of the Office of Subsistence Management (OSM) from the Fish and Wildlife Service to the Assistant Secretary for Indian Affairs. Shifting OSM will maintain important expertise while facilitating expanded Tribal co-management partnerships and the incorporation of indigenous knowledge into subsistence management.
Transfer of funding for the Office of Hearing and Appeals from BTFA to BIA.	+7,096	The budget proposes to shift funding for the DOI Office of Hearings and Appeals Probate Hearings Division to BIA from the Bureau of Trust Funds Administration. This transfer will align OHA's Probate Hearings Division function with BIA's Probate Real Estate function, allowing DOI to more efficiently process probate cases to completion by improving coordination between BIA and OHA.
Transfer of funding from the Natural Resources (TPA) program to the Trust Real Estate Services program	+/- 2,000	The budget proposes to shift funding for land acquisition from the Natural Resources (TPA) budget subactivity in Trust – Natural Resources to a separate line within the Trust – Real Estate Services activity. The land acquisition efforts to restore lands to landless and land limited Tribes, at Regional authority levels, will expand beyond just land conservation efforts to include law enforcement, economic development, and sustainable community purposes.
Transfer of funding from the Community Development Oversight program [-\$3M] and the Economic Development (TPA) program [-\$10.7M] to the new Economic Development Projects program	+/- 13,724	IA proposes to move all project-based funding from the Economic Development (TPA) program and the Community Development Oversight program into a newly proposed Economic Development Projects budget line to enhance program management and accountability of these funds. The Economic Development Projects subactivity consolidates OIED grant programs into one budget subactivity.
	+19,866	

Tribal Government

TRIBAL GOVERNMENT

(Dollars in Thousands)

Subactivity Program Element	2023 Enacted	2024 Annual- ized CR	2025 Fixed Costs	2025 Internal Transfers	2025 Program Change	2025 President's Budget	Change from 2024 Annualized CR
Aid to Tribal Government (TPA)	29,037	29,037	+539	+2,253	+1,195	33,024	+3,987
<i>FTE</i>	<i>44</i>	<i>44</i>				<i>44</i>	
Consolidated Tribal Gov't Program (TPA)	82,467	82,467	+1,352	+3,022	+2,658	89,499	+7,032
Self Governance Compacts (TPA)	200,398	200,398	+5,894	+34,478	+10,388	251,158	+50,760
New Tribes (TPA)	480	480		-480			-480
Small Tribes Supplement (TPA)	7,002	7,002		-7,000	+1,732	1,734	-5,268
Road Maintenance (TPA)	39,190	39,190	+576		+10,318	50,084	+10,894
<i>FTE</i>	<i>104</i>	<i>104</i>			<i>+2</i>	<i>106</i>	<i>+2</i>
Tribal Government Program Oversight	10,414	10,414	+230	+141	+2,395	13,180	+2,766
<i>FTE</i>	<i>58</i>	<i>58</i>			<i>+12</i>	<i>70</i>	<i>+12</i>
Central Oversight	2,742	2,742	+35		+73	2,850	+108
<i>FTE</i>	<i>9</i>	<i>9</i>				<i>9</i>	
Regional Oversight	7,672	7,672	+195	+141	+2,322	10,330	+2,658
<i>FTE</i>	<i>49</i>	<i>49</i>			<i>+12</i>	<i>61</i>	<i>+12</i>
Total Requirements	368,988	368,988	+8,591	+32,414	+28,686	438,679	+69,691
<i>FTE</i>	<i>206</i>	<i>206</i>			<i>+14</i>	<i>220</i>	<i>+14</i>

Summary of 2025 Program Changes

Program Changes	(\$000)	FTE Change
Aid to Tribal Government (TPA)	+1,195	
Consolidated Tribal Gov't Program (TPA)	+2,658	
Self Governance Compacts (TPA)	+10,388	
Small Tribes Supplement (TPA)	+1,732	
Road Maintenance (TPA)	+10,318	+2
Tribal Government Program Oversight	+2,395	+12
Central Oversight	+73	
Regional Oversight	+2,322	+12
TOTAL, Program Changes	+28,686	+14

Program Description:

The BIA Tribal Government activity assists Tribes and Alaska Native entities to strengthen and sustain Tribal government systems and support Tribal self-governance through the Indian Self-Determination and Education Assistance Act (ISDEAA) Public Law 93-638 contracting and self-governance compacting process.

Justification of 2025 Program Changes:

The FY 2025 budget request for the Tribal Government activity is \$438,679,000 and 220 FTE, a program change of +\$28,686,000 and +14 FTE from the 2024 Continuing Resolution level.

Aid to Tribal Government (TPA) (+\$1,195,000/ +0 FTE)

Baseline Capacity [+\$1,195,000] – The 2025 budget includes important investments in programs needed to help strengthen America and be more competitive as the world continues to change. These investments include funding needed to maintain a strong, talented workforce and the must-pay requirements needed to continue to fulfill BIA's mission. The baseline capacity reflects the incremental amount needed to cover the fixed costs associated with mission operations in FY 2024. This request in combination with the FY 2025 fixed costs amounts will allow the program to meet must-pay requirements without impacting program activities.

Consolidated Tribal Government Program (TPA) (+\$2,658,000/ +0 FTE)

Baseline Capacity [+\$2,658,000] – The 2025 budget includes important investments in programs needed to help strengthen America and be more competitive as the world continues to change. These investments include funding needed to maintain a strong, talented workforce and the must-pay requirements needed to continue to fulfill BIA's mission. The baseline capacity reflects the incremental amount needed to cover the fixed costs associated with mission operations in FY 2024. This request in combination with the FY 2025 fixed costs amounts will allow the program to meet must-pay requirements without impacting program activities.

Self Governance Compacts (TPA) (+\$10,388,000/ +0 FTE)

Baseline Capacity [+\$10,388,000] – The 2025 budget includes important investments in programs needed to help strengthen America and be more competitive as the world continues to change. These investments include funding needed to maintain a strong, talented workforce and the must-pay requirements needed to continue to fulfill BIA's mission. The baseline capacity reflects the incremental amount needed to cover the fixed costs associated with mission operations in FY 2024. This request in combination with the FY 2025 fixed costs amounts will allow the program to meet must-pay requirements without impacting program activities.

Small Tribes Supplement (TPA) (+\$1,732,000)

The 2025 budget increase of \$1.7 million will support bringing all known eligible small Tribes closer to a newly established minimum funding level. This program provides a minimum funding level for eligible

small Tribes to operate their governments. The base amounts established in 1994 of \$160,000 for Tribes in the lower 48 States and \$200,000 for Tribes in Alaska are no longer sufficient for small Tribes to run viable Tribal governmental operations. In June 2022, the BIA worked with Tribes through Tribal consultation to update the parameters of the program. The primary areas of focus were to determine what types of funding would be considered in the minimum funding level calculation, how the 2021 Tribal enrollment levels submitted by Tribes to the BIA would be factored into eligibility determinations, and what an appropriate level of base funding should be. Tribes outlined that a minimum level of funding for all Tribes should be \$300,000. In FY 2023, the funding level for this program brought the base levels to \$190,000 for eligible Tribes in the lower 48 States and \$230,000 for eligible Tribes in Alaska. The 2025 requested increase in funding would allow the program to bring the already-known eligible Tribes closer to the new proposed level of \$300,000 by providing each Tribe with approximately \$10,000 in additional funding; however, raising the threshold for minimum base could result in additional Tribes qualifying and, in turn, could alter the full program funding level needed to reach \$300,000 per eligible Tribe. The current FY 2024 distribution of Small Tribes Supplement funding and all future distributions are taking into consideration all the issues outlined during consultation.

Road Maintenance (TPA) (+\$10,318,000/ +2 FTE)

Emergency Maintenance and Critical Repairs and Regional Staffing [+\$9,270,000/ +2 FTE] - In FY 2025, the program increase will support maintenance on 29,330 miles of roads and 1,073 bridges/structures. The 2025 budget will increase routine, preventive, and safety inspections on roads and bridges, especially on critical roads providing access to health care, schools, and goods and services. This request will allow for increased routine maintenance on 5,000 more miles of roads, including safety in-service inspections of 250 bridges, and work to address the rising deferred maintenance backlog. Funding will also be used for additional staff, and equipment servicing and replacement. The request will allow BIA to continue to address public safety and commercial activity concerns that affect Tribal communities and surrounding areas by ensuring that road travel is possible, especially given the remote locations of some Tribal communities.

Baseline Capacity [+\$1,048,000] – The 2025 budget includes important investments in programs needed to help strengthen America and be more competitive as the world continues to change. These investments include funding needed to maintain a strong, talented workforce and the must-pay requirements needed to continue to fulfill BIA's mission. The baseline capacity reflects the incremental amount needed to cover the fixed costs associated with mission operations in FY 2024. This request in combination with the FY 2025 fixed costs amounts will allow the program to meet must-pay requirements without impacting program activities.

Tribal Government Program Oversight (+\$2,395,000/ +12 FTE)

Central Oversight

Baseline Capacity [+\$73,000] – The 2025 budget includes important investments in programs needed to help strengthen America and be more competitive as the world continues to change. These investments include funding needed to maintain a strong, talented workforce and the must-pay requirements needed to continue to fulfill BIA's mission. The baseline capacity reflects the incremental amount needed to cover

the fixed costs associated with mission operations in FY 2024. This request in combination with the FY 2025 fixed costs amounts will allow the program to meet must-pay requirements without impacting program activities.

Regional Oversight

Additional Awarding Officials [+\$2,000,000/ +12 FTE]

The 2025 request will allow BIA to hire additional Awarding Officials (AOs) and support staff at regional BIA field sites to address the growing number of complex contracts that involve multiple programs. The 2025 budget will also continue to provide front line support and expertise of Pub.L. 93-638 contracts to Tribes through a dedicated workforce of field personnel. The BIA has more than 9,500 open Title I, ISDEAA contracts being administered throughout the Nation. The contracts cover a multitude of programs that require oversight and monitoring by the field to ensure not only a successful program for the Tribes but also to ensure adequate Federal Government program operations and sound financial management of Federal funds. Increased personnel will also help ensure timely Tribal payments, which is an area that has been and continues to be reviewed by the Government Accountability Office.

The AO function is dedicated to ensuring the Federal responsibilities for Federal funds in Pub.L. 93-638 contracts are properly accounted for as well as providing crucial daily support to Tribes in the proper exercise of their respective Pub.L. 93-638 contracted programs. This assistance is crucial not only to uphold Federal responsibilities, but to help the Tribe to successfully accomplish the requirements of a Pub.L. 93-638 contract, which includes those defined in the negotiated Scope of Work, appropriate use of Federal funds, programmatic and financial requirement reports, and compliance with Federal law. These funds fully support the Presidential Memorandum on Tribal Consultation and Strengthening Nation-to-Nation Relationships, dated January 26, 2021, by providing Tribes with this specialized technical assistance from the Government to fulfil the Administration's commitment to empower Tribes to lead their communities. This empowerment includes the determination by Tribes to decide which Federal programs/functions to contract/compact and operate on behalf of the US Government. The 2025 budget will support additional AOs at the various BIA Regions to meet the workload required for existing Pub.L. 93-638 contracts. Additional Indian self-determination support staff may be considered in the future to support the workload and be trained/tutored into taking on a Senior AO position. The Senior AOs need the additional support to ensure transition planning to continue supporting the Tribes and to uphold the Government's contractual responsibilities ranging from programmatic oversight to financial management. This fully supports the Administration's commitment to supporting Tribal sovereignty.

Baseline Capacity [+\$322,000] – The 2025 budget includes important investments in programs needed to help strengthen America and be more competitive as the world continues to change. These investments include funding needed to maintain a strong, talented workforce and the must-pay requirements needed to continue to fulfill BIA's mission. The baseline capacity reflects the incremental amount needed to cover the fixed costs associated with mission operations in FY 2024. This request in combination with the FY 2025 fixed costs amounts will allow the program to meet must-pay requirements without impacting program activities.

Tribal Government Overview

Subactivity - Aid to Tribal Government (TPA) (FY 2025: \$33,024,000; FTE: 44):

Program Overview:

The Aid to Tribal Government (ATG) subactivity provides assistance to federally recognized Tribes to achieve and maintain stable government programs and operational services, helping Tribes ensure adherence and compliance with their own governing documents. The line item assists Tribal government systems by providing baseline funding for Tribal government programs and operational services.

Subactivity - Consolidated Tribal Gov't Program (TPA) (FY 2025: \$89,499,000):

Program Overview:

The Consolidated Tribal Government Program (CTGP) seeks to promote Indian self-determination and improve the quality of life of Tribal communities by allowing approximately 275 Tribal entities to combine various contracted programs and grants of a similar or compatible nature under one funding vehicle line item. When a Tribe chooses to consolidate programs into a CTGP program, a base transfer request is implemented to move their funding from its appropriated line to the CTGP line. Other than pay cost increases, funding on this line is the result of Tribally requested transfers of existing base funds.

The activities funded by this program range from natural resources to real estate services to job placement and training programs and education. By merging and consolidating several programs into a single contract activity, Tribes are able to engage in a simpler and more flexible method for setting priorities, goals, and objectives. Tribes can also realize savings while still meeting the unique needs of their communities. The combination of activities of similar character gives Tribes the most effective means of setting priorities and operating programs consistent with Tribal goals and objectives, as well as with Federal laws and regulations.

Subactivity – Self-Governance Compacts (TPA) (FY 2025: \$251,158,000):

Program Overview:

Self-governance compacts implement the Tribal Self Governance Act of 1994 (Pub.L. 103-413), by providing resources to new and existing self-governance Tribes, enabling them to plan, conduct, consolidate, and administer programs, services, functions, and activities for Tribal citizens. Under Tribal self-governance compacts, Tribes have control and flexibility in the use of these funds and reduced reporting requirements compared to Tribes that have the Indian Self-Determination and Education Assistance Act (ISDEAA), Pub.L. 93-638, contracting and self-governance compacting process. Self-governance Tribes are also subject to annual trust evaluations to monitor the performance of the trust functions they perform and are subject to annual audits pursuant to the Single Audit Act Amendments (Pub.L. 104-156). The Office of Self Governance, a component office under Assistant Secretary Support, manages Self Governance Compacts funding.

Tribal Self Governance funding is negotiated on the same basis as funding provided to Tribes via the Pub.L. 93-638 contracting and self-governance compacting process. Self-governance Tribes are subject to the same incremental adjustments of base funding as self-determination Tribes. Also, included in self-governance funding agreements are funds from other Federal programs allocated or awarded to self-governance Tribes such as funds from the Department of Transportation, Federal Highway

Administration, Tribal Transportation Program, Bureau of Land Management, the Department of Labor, and the Department of Health and Human Services under the Employment, Training, and Related Services Demonstration Act (Pub.L. 102-477).

In FY 2025, the budget shows a substantial internal transfer into this activity. The majority of this transfer is due to one new Tribe, and its associated funding, moving to Self-Governance and to four transfers of Tribal Courts (TPA) funding requested by four of the Oklahoma Tribes that were impacted by the Supreme Court's decision in *McGirt v. Oklahoma* (591 U.S. ____, 140 S. Ct. 2452 (2020)). These four Tribes were already ISDEAA Title IV Tribes and requested a base transfer of this funding from the Tribal Courts activity to the Self-Governance line. In reviewing the budget tables, please note that these shifts in funding will appear in the "Internal Transfer" column, whereas actual increases or decreases to program lines would appear in the "Program Change" column.

Subactivity - New Tribes (TPA) (FY 2025: \$0):

Program Overview:

The New Tribes line item provides funding to support new federally recognized Tribes and the BIA Regions or Agencies servicing them in their respective administrative area.

The New Tribes line item helps foster strong and stable Tribal governments by providing a stable base of funding. This line item provides TPA base funding for a newly recognized Tribe to establish and carry out the day-to-day responsibilities of a Tribal government. Once a Tribe has been acknowledged as a federally recognized Tribe, its designated funding remains in the New Tribes line item for three fiscal years at which time the funding is then base transferred for the Tribe to the Aid to Tribal Government line item. In FY 2025, no Tribes are expected to fit the criteria for the New Tribes funding.

Subactivity – Small Tribes Supplement (TPA) (FY 2025: \$1,734,000):

Program Overview:

The Small Tribes Supplement (TPA) program provides a minimum base level by which eligible small Tribes can run viable Tribal governments as many small Tribes lack resources to support the governmental capacity required to develop their respective communities. Criteria for Small Tribes was first developed in FY 1994 by Tribes in an attempt to bring some equity in TPA base funding. There are 574 federally recognized Tribes, of which an estimated 200 currently fall into the Small Tribes category. Resource threshold criteria established in 1998 specified: 1) \$160,000 in TPA base funding for Tribes in the lower 48 States with a population of 1,600 or less; 2) \$200,000 for Tribes in Alaska with a population of 1,600 or less; and 3) case-by-case evaluation of those Tribes which had a population of over but near 1,600. The population criteria was updated to 1,700 with the re-establishment of the program in FY 2012.

In August 2022, Indian Affairs held consultation on the Small Tribes Supplement Program. The consultation focused on these framing questions: 1) What type of funding should be considered within the base funding calculation?; 2) Should there be specific TPA lines excluded?; 3) Should the 2021 enrollment levels submitted by Tribes be the used for the "small Tribe" eligibility criteria and should these be updated annually?; 4) Should the threshold for small Tribes remain at 1,700?; 5) What if any changes should be made to the minimum base level of funding? Based on consultation feedback, the final decisions regarding implementation of the Small Tribes program are as follows: 1) Indian Affairs will

include all TPA program funding lines in determining Tribal base eligibility. 2) Indian Affairs will continue using the 1,700 maximum enrollment level and will use the self-certified enrollment data collected from Tribes to determine enrollment eligibility. 3) Indian Affairs will maintain a level playing field of building to a common minimum funding level of \$300,000 for all Tribes. The 2025 budget implements these decisions and provides incremental increases to move toward a minimum funding level of \$300,000.

Subactivity - Road Maintenance (TPA) (FY 2025: \$50,084,000; FTE: 106):

Program Overview:

The Road Maintenance Program subactivity allows the BIA to maintain BIA transportation facilities (roads and bridges) on Tribal lands through the following functions: road maintenance, routine maintenance, bridge maintenance, snow and ice removal, emergency maintenance, ferry boat operation, and program management. The program supports the Tribal communities with public access to critical functions/activities in the lives of the traveling public and Tribal members. Access to schools, jobs, and economic and resource development are a few of the critical areas impacted by safe and well-maintained roads and bridges.

The BIA has maintenance responsibility for 29,330 miles of BIA roads and 1,073 bridges. The road mileage consists of approximately 7,400 miles of paved, 4,800 miles of gravel, and 16,900 miles of unimproved and earth surface roads. The total public road network serving Indian Country is over 146,000 miles according to the National Tribal Transportation Facility Inventory. The Department of Transportation's Tribal Transportation Program, which the BIA jointly administers, addresses eligible public roads in Indian Country.

The BIA provides oversight and distributes funding for the Road Maintenance program. The maintenance funds are allocated by formula to BIA Regions, which then distributes the funding to the BIA agencies in that Region or provides funding to Tribes under ISDEAA, as amended. Over 90% of the eligible Tribal governments contract the Road Maintenance program, which allows their priorities to be addressed but also provides jobs to Tribal members and capacity building.

The major work components for roads maintenance in the Great Plains, Rocky Mountain, and Northwest Regions include snow and ice control, interior pavement sealing, pavement maintenance, gravel maintenance, and remedial work on improved earth roads. In some severe winter seasons, the snow and ice control activities have consumed the majority of maintenance funds.

In FY 2023, BIA exceeded its target of the percent of BIA roads and bridges in acceptable condition from 12% to 13% for BIA roads and 70% to 72% for BIA bridges. The BIA roads and bridges inventory has expanded due to increased interest through BIL funding. With this growth in inventory, additional funding is necessary to allow BIA to maintain those percentages in FY 2025.

In 2023, the Road Maintenance program allocated \$38.1 million in Road Maintenance funding to eligible Tribes in 10 Regions, including \$1.1 million for school bus routes. The program also allocated additional funds to Tribes within the Great Plains Region experiencing major emergency snow removal and closure of public roads during the winter storm of December 2022 and January 2023. Furthermore, the program

increased an additional 60 miles of BIA owned roads and seven BIA owned bridges to a rating of acceptable condition.

Subactivity - Tribal Government Program Oversight (FY 2025: \$13,180,000; FTE: 70):

Program Overview:

This subactivity supports and maintains the staff responsible for fulfilling the BIA Tribal government duties at both the Headquarters and Regional offices. The staff is responsible for developing and implementing policies and initiatives strengthening a Tribe's capacity to effectively administer Federal programs funded by the BIA, as well as negotiating, monitoring, and providing technical assistance to nearly 3,200 contracts and/or compacts as authorized by ISDEAA, as amended. Other duties include the responsibilities of administering Secretarial Elections, facilitating a resolution to Tribal leadership disputes, managing judgment fund distributions, and aiding Tribal governments to develop or modify governing documents.

Central Oversight [FY 2025: \$2,850,000; FTE: 9]:

Central Oversight provides the headquarters direction, management, and coordination of the Office of Indian Services activities necessary for the Director of the BIA to carry out Indian Affairs' mission in meeting program responsibilities ranging from Indian self-determination services/technical assistance, to interpretation of Tribes' organic documents, to Secretarial elections, to 477 Plans which requires working with 11 other Federal agencies, to maintenance of the Federally Recognized Tribal list. The Central Oversight subactivity allows Office of Indian Services leadership and staff to provide leadership and guidance on the wide range of Tribal government activities among Human Services, Workforce Development, Tribal Government Services, Indian Self Determination, and Transportation programs, including establishing and effecting policies and procedures for each program area to be administered on a nationwide basis.

Regional Oversight [FY 2025: \$10,330,000; FTE: 61]:

Regional Oversight provides front line support on a daily basis to Tribes exercising their Tribal sovereignty through the administration of Pub.L. 93-638 contracts. Awarding Officials ensure 638 contracts are issued timely and are properly accounted for and meet Federal reporting requirements, such as the submission of the annual Single Audit. This, in turn, ensures good administration and operation of the programs themselves. This activity also funds BIA regional and agency offices (frontline field personnel) to provide Tribal government services with technical assistance and advice, examine Tribal resolutions, ordinances, and other government documents, and support Secretarial elections. Regional Oversight ensures Tribal governments have the necessary technical advice, expertise, and assistance to maintain a functioning stable government.

Human Services

HUMAN SERVICES

(Dollars in thousands)

Subactivity Program Element	2023 Enacted	2024 Annual- ized CR	2025 Fixed Costs	2025 Internal Transfers	2025 Program Change	2025 President's Budget	Change from 2024 Annualized CR
Social Services (TPA)	54,934	54,934	+741	-1,945	+25,552	79,282	+24,348
<i>FTE</i>	85	85			+3	88	+3
Welfare Assistance (TPA)	78,494	78,494				78,494	
Indian Child Welfare Act (TPA)	17,848	17,848	+213	-1,273	+8,942	25,730	+7,882
Housing Program (TPA)	12,219	12,219	+22	-280	+6,020	17,981	+5,762
Human Services Tribal Design (TPA)	218	218	+5	-1	+4	226	+8
Human Services Program Oversight	3,272	3,272	+51		+119	3,442	+170
<i>FTE</i>	13	13				13	
Central Oversight	986	986	+16		+38	1,040	+54
<i>FTE</i>	4	4				4	
Regional Oversight	2,286	2,286	+35		+81	2,402	+116
<i>FTE</i>	9	9				9	
Total Requirements	166,985	166,985	+1,032	-3,499	+40,637	205,155	+38,170
<i>FTE</i>	98	98			+3	101	+3

Summary of 2025 Program Changes

Program Changes	(\$000)	FTE Change
Social Services (TPA)	+25,552	+3
Indian Child Welfare Act (TPA)	+8,942	
Housing Program (TPA)	+6,020	
Human Services Tribal Design (TPA)	+4	
Human Services Program Oversight	+119	
Central Oversight	+38	
Regional Oversight	+81	
TOTAL, Program Changes	+40,637	+3

Program Description:

To advance equity and empower underserved communities, the Bureau of Indian Affairs (BIA) Office of Indian Services (OIS) supports a community-based approach to financial assistance, child welfare, child protection, family stability, housing assistance, and supervised Individual Indian Monies (IIM) accountholders, which fully supports the Administration's commitment to advance equity across the entire Federal Government, including those in underserved communities that have been historically denied fair, just, and equitable treatment.

Justification of 2025 Program Changes:

The FY 2025 budget request for the Human Services activity is \$205,155,000 and 101 FTE, a program change of +\$40,637,000 and +3 FTE from the 2024 Continuing Resolution level.

Social Services (TPA) (+\$25,552,000/+3 FTE)

Tiwahe Social Services [+\$17,200,000/ +3 FTE] – The FY 2025 budget supports a \$17.2 million increase for an expanded Tiwahe Initiative Social Services program. Funding in the FY 2025 budget will sustain the existing Tiwahe sites and expand the initiative so approximately 13 additional Tribes or Tribal organizations can fully participate in the Tiwahe Social Service program and approximately 15 additional Tribes or Tribal organizations can become Tiwahe incubator sites. The funding also will provide for two (2) new FTEs to support a National Tiwahe Program Office to allow for stronger coordination and reporting among the Tiwahe Tribes and BIA and one (1) FTE that will help in building Tribal capacity in managing Tiwahe ICWA programs, services, functions and activities. These FTE are essential to build the capacity needed to support the current Tiwahe Initiative sites and continued expansion of the Tiwahe Initiative to new sites.

The Tiwahe Social Services funding increase will strengthen the existing activities, such as provision of programmatic support, Women and Children’s Shelters (including funding for facilities, materials, food, and services), the National Tiwahe Conference, and continued reporting, evaluation, training and technical assistance. The Tiwahe Social Services program coordinates with other Tiwahe programs: ICWA, job placement and training, housing, Tribal courts, and recidivism reduction. This funding, in addition to the funding requested in the other Tiwahe program lines, will support adding new Tiwahe sites to afford more Tribes this opportunity to exercise self-determination in addressing their community needs. The Tiwahe program is Tribally driven, and Tribes incorporate their traditional values, customs and traditions into the services provided to children and families.

The Tiwahe Initiative is an extensive and bold approach to furthering Indian self-determination. It allows flexibility in the administration of key Tribal programs, supports Tribal economic self-sufficiency, and strengthens Tribal cultural connections. Tiwahe fosters systemic change in the delivery of services to children and families through the integration of Tribal practices, customs, values, and traditions into the covered programs. The Tiwahe program offers Tribes the flexibility to design programming and services to address the gaps and needs of their communities. Tiwahe focuses on improving collaboration and coordination across core programs like Social Services, ICWA, Tribal courts, recidivism reduction, housing, and job placement and training.

Child Protection [+\$7,050,000] – A request of \$7.0 million will support implementation of and compliance with the Indian Child Protection and Family Violence Prevention Act (ICPFVPA) Section 3209 and 3210, as outlined in 25 CFR Part 63, Subpart C. This law and associated regulations focus on filling the gaps in Tribal child welfare services – specifically child protection and child abuse treatment – and on ensuring better coordination between child welfare and domestic violence programs. The BIA will continue to work with Tribes through Tribal consultation on this implementation and strengthening their support for the law specific to Tribal self-determination on what addresses the needs for their Tribal members.

Baseline Capacity [+\$1,302,000] – The 2025 budget includes important investments in programs needed to help strengthen America and be more competitive as the world continues to change. These investments include funding needed to maintain a strong, talented workforce and the must-pay requirements needed to continue to fulfill BIA's mission. The baseline capacity reflects the incremental amount needed to cover the fixed costs associated with mission operations in FY 2024. This request in combination with the FY 2025 fixed costs amounts will allow the program to meet must-pay requirements without impacting program activities.

Indian Child Welfare Act (TPA) (+\$8,942,000/+0 FTE)

Through 2025 budget investments, the Administration continues to defend the Indian Child Welfare Act (ICWA), in recognition of the significance of IWCA in this country's history to ensure that the Federal government meets its legal and moral obligations to protect Indian children and families and safeguard the future of Indian Tribes.

Tiwahe ICWA Increase [+\$7,500,000] – The FY 2025 budget will support an expanded ICWA component of the Tiwahe Initiative. The \$7.5 million ICWA increase will be used to provide ICWA funding to the four recently onboarded Social Services Tiwahe sites, across the board increases to Tribes currently receiving Tiwahe ICWA funding, and potentially adding future sites as well. This ICWA funding will extend the capacity of the new Tiwahe sites to intervene in involuntary child custody proceedings and help prevent the removal of Indian children from their communities and families. The Tiwahe Tribal ICWA programs are an important resource for Tribes and AI/AN families seeking assistance for temporary and permanent placement of Indian children, including foster care. The program supports Tribal economic self-sufficiency by providing support to families, promoting the safe and healthy development of young people, and strengthening Tribal cultural connections.

ICWA Off Reservation Grants [+\$1,000,000] – This ICWA increase will provide continued funding to off-reservation ICWA grants. An additional \$1.0 million is requested to support additional ICWA Tribal non-profit off-reservation grants and to increase funding to current grantees to assist Tribes, American Indians, and Alaska Natives (AI/AN) to assert their sovereignty under ICWA to protect the rights of AI/AN children in State welfare and judicial systems. These grants also provide child protective services and case management services related to their clients in the foster care system. The Bureau will continue to distribute funds based on a competitive grant process.

Baseline Capacity [+\$442,000] – The 2025 budget includes important investments in programs needed to help strengthen America and be more competitive as the world continues to change. These investments include funding needed to maintain a strong, talented workforce and the must-pay requirements needed to continue to fulfill BIA's mission. The baseline capacity reflects the incremental amount needed to cover the fixed costs associated with mission operations in FY 2024. This request in combination with the FY 2025 fixed costs amounts will allow the program to meet must-pay requirements without impacting program activities.

Housing Program (TPA) (+\$6,020,000/ +0 FTE)

Housing Program General Increase [+\$4,000,000] – The 2025 request supports a \$4.0 million general program increase to the Housing Program. This will support additional housing units by allowing for a greater number of applicants to be funded by the BIA Housing Program. Additional housing units will help address overcrowded conditions and combat substandard housing conditions by serving eligible applicants needing replacement housing (Category C-1), new housing (C-2), and Category D (Down Payment Assistance). The additional funding will allow Tribes to renovate and build energy-efficient homes that include, but are not limited to, a well-constructed and tightly sealed thermal envelope (any structure that separates inside and outside air); controlled ventilation; properly sized, high-efficiency heating and cooling systems; and energy-efficient doors, windows, and appliances.

The BIA Housing Program will continue to provide housing assistance through the current methodology, including a focus on serving the elderly and disabled households. In addition, Housing Program funding will offer Tribal communities the opportunity to address overcrowding, homelessness, and dilapidated conditions. It will also further leverage mortgage financing for very low-income, program eligible families and Native American Veterans.

The 2025 budget will provide additional financial assistance to American Indians/Alaska Natives (AI/AN) who cannot receive immediate housing assistance from the Department of Housing and Urban Development (HUD) Native American Housing and Self Determination Act assistance program. It is BIA's policy that the Housing Program is a secondary resource for Federal financial housing assistance.

Tiwahe Housing Program [+\$2,000,000] – The 2025 request includes a \$2.0 million increase to support an expanded Tiwahe Initiative Housing Program. This additional funding in FY 2025 is requested to expand the initiative to the four recently onboarded Social Services Tiwahe sites with the possibility to add new sites as well. The funding will give these new Tiwahe sites the leverage to develop housing assistance to single families and veterans; build energy-efficient homes and emergency shelters; address the substandard housing conditions; and collaborate with other Federal housing programs, such as those in the Department of Agriculture, the HUD, and the Department of Veterans Affairs.

Baseline Capacity [+\$20,000] – The 2025 budget includes important investments in programs needed to help strengthen America and be more competitive as the world continues to change. These investments include funding needed to maintain a strong, talented workforce and the must-pay requirements needed to continue to fulfill BIA's mission. The baseline capacity reflects the incremental amount needed to cover the fixed costs associated with mission operations in FY 2024. This request in combination with the FY 2025 fixed costs amounts will allow the program to meet must-pay requirements without impacting program activities.

Human Services Tribal Design (TPA) (+\$4,000/+0 FTE)

Baseline Capacity [+\$4,000] – The 2025 budget includes important investments in programs needed to help strengthen America and be more competitive as the world continues to change. These investments include funding needed to maintain a strong, talented workforce and the must-pay requirements needed to continue to fulfill BIA's mission. The baseline capacity reflects the incremental amount needed to cover the fixed costs associated with mission operations in FY 2024. This request in combination with the FY

2025 fixed costs amounts will allow the program to meet must-pay requirements without impacting program activities.

Human Services Program Oversight (TPA) (+\$119,000/+0 FTE)

Central Oversight (+\$38,000/+0 FTE)

Baseline Capacity [+\$38,000] – The 2025 budget includes important investments in programs needed to help strengthen America and be more competitive as the world continues to change. These investments include funding needed to maintain a strong, talented workforce and the must-pay requirements needed to continue to fulfill BIA's mission. The baseline capacity reflects the incremental amount needed to cover the fixed costs associated with mission operations in FY 2024. This request in combination with the FY 2025 fixed costs amounts will allow the program to meet must-pay requirements without impacting program activities.

Regional Oversight (+\$81,000/+0 FTE)

Baseline Capacity [+\$81,000] – The 2025 budget includes important investments in programs needed to help strengthen America and be more competitive as the world continues to change. These investments include funding needed to maintain a strong, talented workforce and the must-pay requirements needed to continue to fulfill BIA's mission. The baseline capacity reflects the incremental amount needed to cover the fixed costs associated with mission operations in FY 2024. This request in combination with the FY 2025 fixed costs amounts will allow the program to meet must-pay requirements without impacting program activities.

Human Services Overview:

The Human Services activity consists of the following subactivities to support a variety of social programs throughout Indian Country. In addition, certain administrative costs are assessed in this activity to support government-wide, Department-wide, and BIA-wide functions performed at the BIA Central and Regional offices. Within the Social Services subactivity, services are provided in the areas of family and domestic violence, child abuse and neglect, and protective services to Individual Indian Monies (IIM) supervised account holders who are considered to be at higher risk for exploitation, including minors, adults in need of assistance, under legal disability, or found not to be of sound mind.

Subactivity - Social Services (TPA) (FY 2025: \$79,282,000; FTE: 88):

Program Overview:

Social Services (TPA) funding supports several activities for Tribally operated social services programs and BIA staff at the Regional field levels. Social Services funding is provided annually to approximately 300 Tribes and/or BIA field sites across the Nation. Under the umbrella of Social Services, Tribes operate a multitude of programs, including Financial Assistance and Social Services, Child Protection Services and Child Welfare (CPS/CW), Adult Protection Services (APS), supervised IIM Services, and Family and Domestic Violence. These funds provide the support for front line responders handling child and domestic violence in Indian Country.

Social Services (TPA) funding also supports the Tiwahe Initiative, Tribal Access Program, Center for Excellence, Child Protection, and Individual Indian Monies program.

Tiwahe: Tiwahe (ti-wah-hay) means family in the Lakota language and symbolizes the interconnectedness of all living things and one's personal responsibility to protect family, community, and the environment. To empower federally recognized Tribes to realize this potential, Indian Affairs (IA) launched the Tiwahe Initiative in FY 2015. The Tiwahe Initiative is an extensive and bold approach to furthering Indian self-determination, because it fosters systemic change in the delivery of services to children and families through the integration of Tribal practices, customs, values, and traditions. The Tiwahe Initiative's plan requirements offers Tribes the flexibility to design programming and services to address the gaps and needs of its communities. IA currently (March 2024) funds Tiwahe Initiative sites including the Association of Village Council Presidents, Confederated Salish and Kootenai Tribes, the Fort Belknap Indian Community of the Fort Belknap Reservation of Montana (Fort Belknap Indian Community), the Leech Lake Band of Ojibwe, the Oglala Sioux Tribe, the Pascua Yaqui Tribe of Arizona (Pascua Yaqui Tribe), the Paiute Indian Tribe of Utah, the Red Lake Band of Chippewa Indians, Minnesota (Red Lake Nation), the Spirit Lake Tribe, North Dakota (Spirit Lake Tribe), and the Ute Mountain Ute Tribe. Together, the sites focus on designing and testing holistic models of integrated services that foster collaboration among Tribal programs and with State and Federal partners. On September 12, 2022, Indian Affairs (IA) conducted Tribal Consultation on further implementation of additional Tribal involvement and other criteria relative to the expansion of participants. The consultation was attended by 273 participants and interest in the Tiwahe Initiative continues to be high. The initial six Tiwahe Pilot Organizations, with assistance from IA, developed a selection framework. This framework was released on October 31, 2022, via a Dear Tribal Leader Letter that also included a request for Letters of Interest (LOIs). Any further expansion of the Tiwahe Initiative to additional sites will use this same framework, and due to the level of interest and support of Tiwahe by Tribes and Tribal organizations, IA has to developed and implement a Tiwahe incubator program. The incubator program assists Tribes and Tribal organizations in performing needs assessments and developing Tiwahe plans. With additional Tiwahe expansion funding, there are Tribal Organizations that are ready to onboard immediately.

A successful expansion process concluded in March 2023, identifying two new Tribes, Confederated Salish and Kootenai Tribes in Montana and the Paiute Indian Tribe of Utah, to invite to the Tiwahe Program Demonstration Pilot and 10 Tribes to be Tiwahe incubator sites. BIA announced a second opportunity to apply for Tiwahe in June 2023. Forty-three Tribal organizations submitted LOIs that provided information on the Tribe's background, issues, and how participation in the Tiwahe program would help them address those issues. The Tiwahe Pilot Organizations and IA began reviewing the LOIs in August 2023 and announced two additional Tiwahe Demonstration sites, Leech Lake Band of Ojibwe in Minnesota and the Oglala Sioux Tribe in South Dakota and four additional Tribes were invited to be Tiwahe incubators sites in January 2024.

TAP Kiosk Project: The BIA and DOJ's Tribal Access Program Kiosk Project provides federally recognized Tribes the ability to access and exchange data with national crime information databases for both civil and criminal purposes. The Project has a five-year plan for BIA agencies to work with Tribes to explore and offer access to kiosks to each Tribe's foster care licensing program for purposes of the Native American Child Safety Act (NACSA), Pub.L. 114-165.

Before an Indian child is placed into foster care, NACSA requires: 1) a criminal records check, including a fingerprint-based check of national crime databases of all adults in the home, and 2) a check of Tribal and State abuse and neglect registries (this includes a check of all States where the individual has lived in the past five years). The TAP Kiosk helps Tribes and the BIA Agencies meet these requirements. The TAP Kiosk Project provided social service program offices and BIA Office of Justice Services (OJS) field offices the ability to conduct federally required fingerprint-based background checks in the vetting of foster parents per the NACSA and to run name-based checks in child abuse cases during child protection investigations, the additional duties under NACSA.

Child Protection: The Child Protection Program supports implementation of the Indian Child Protection and Family Violence Prevention Act (ICPFVPA), which focuses on filling the gaps in Tribal child welfare services, specifically child protection and child abuse treatment, and ensuring better coordination between child welfare and domestic violence programs. In 2023 BIA distributed \$2 million to 574 federally recognized Tribes or inter-Tribal consortia for the development of an Indian Child Protection and Family Violence Prevention program pursuant to regulations found at 25 CFR § 63.

Individual Monies Program: The Individual Indian Monies Program supports Social Workers to fulfill the Secretary's responsibility to supervised IIM account holders. The BIA field IIM social workers are responsible for managing and conducting more than 750 onsite or remote annual reviews of IIM trust accounts for minors, adults in need of assistance, and adults under legal disability.

In 2023, the IIM program:

- Tracked all BIA Regional Offices supervised IIM accounts and annual review processes in accordance with 25 CFR § 115.
- Partnered with IA, Bureau of Trust Funds Management (BTFA) and BIA, Regional Social Workers to draft the Indian Affairs Manual (IAM), 70 IAM Chapter 5.
- Conducted virtual trainings for BIA Regions to maximize entry of IIM review and case management records into the Financial Assistance and Social Service–Case Management System (FASS-CMS).

Subactivity - Welfare Assistance (TPA) (FY 2025: \$78,494,000):

Program Overview:

The Welfare Assistance program offers five types of secondary assistance: General Assistance, Child Care Assistance, Non-Medical Institutional or Custodial Care of Adults, Burial Assistance, and Emergency Assistance. Eligible AI/AN are assessed, screened, and referred to primary public assistance programs for possible assistance, such as Supplemental Security Insurance, Social Security Disability Insurance, and State-operated general assistance programs. The Welfare Assistance program in FY 2025 will continue to focus on providing funding to participating eligible members of federally recognized Tribes.

Subactivity - Indian Child Welfare Act (TPA) (FY 2025: \$25,730,000):

Program Overview:

The Indian Child Welfare Act (ICWA) program is provided to Tribes as authorized under Pub. L. 95-608, the Indian Child Welfare Act of 1978. All BIA-funded ICWA programs are Tribally operated. Tribes receive ICWA TPA funding to prevent the separation of Indian families and aid with family reunification.

Funded ICWA activities include intervening in involuntary child custody proceedings and providing reunification and prevention services to Indian families. Tribal ICWA programs are the central contact point for Tribes and AI/AN families seeking assistance for temporary and permanent placement of Indian children, including foster care. Tribal ICWA staff also serve as the liaison between State and Tribal court systems and are the first responders to incidences of child endangerment, neglect, and abuse. The activities and work of Tribal ICWA staff have resulted in improved coordination and compliance with the law.

Selected accomplishments for the program in 2023 include sustained Tribal intervention, prevention, and capacity building services that strengthen Indian families and communities. The program implemented a ICWA Adoption Decrees database in the Financial Assistance and Social Services Case Management System (FASS-CMS) and encoded 835 adoption files. The ICWA team supported the Tiwahe initiative by providing ICWA funding to expand the initiative to additional Tribes.

In FY 2023, \$2 million in ICWA Off Reservation Indian Organization grants were awarded to 10 Tribal Non-Profit Organizations to sustain, establish, and operate Indian child and family service programs.

The ICWA program will also continue to:

- Ensure the placement of AI/AN children in Indian foster or adoptive homes reflecting the unique values of Indian culture.
- Sustain Tribal intervention and prevention services that strengthen Indian families and communities.
- Build Tribal capacity to intervene in involuntary court proceedings and ensure Indian children are not separated from their cultural base.
- Address the gaps that exist in Tribal ICWA programs and offer resources towards the licensing of Indian foster homes, which will ensure Indian children are placed in ICWA compliant Indian foster homes when an out-of-home placement is needed.
- Provide front line support for children caught up in heartbreaking situations in their home life.
- Support Tribal Public Safety, OIS will maintain the electronic ICWA Designated Tribal Agents list and website, which offers guidance for how to respond to notices in compliance with the ICWA.
- Support the Tiwahe initiative by providing ICWA funding to expand the initiative so additional Tribes can participate.
- Support ICWA Off-Reservation Indian Organization grants that service Tribes, help prevent the breakup of Indian families, and the permanent removal of an Indian child from the custody of his/her Indian parent or custodian.

Subactivity - Housing Program (TPA) (FY 2025: \$17,981,000):

Program Overview:

The Housing Program seeks to enhance the quality of life of qualified individuals by addressing sub-standard housing and homelessness for members of federally recognized Tribes. The program provides funding for housing repairs and renovations of existing homes, construction of modest replacement homes, housing down payments to use in conjunction with other Federal and State programs, or

construction of modest homes for families who do not own a home but have ownership or lease of sufficient land suitable for housing. Program funding is available to federally recognized Tribes for use in providing program services to Tribal applicants who meet the eligibility criteria in 25 CFR § 256. The Housing Program targets eligible applicants and is based upon a priority ranking that includes factors such as income, age, veterans, disability, and dependent children.

The FY 2025 budget supports an expanded Tiwahe Initiative Housing Program to give new Tiwahe sites the leverage to develop housing assistance to single families and veterans; build energy-efficient homes and emergency shelters; address the substandard housing conditions; and collaborate with other Federal housing programs, such as those in the Department of Agriculture, the Department of Housing and Urban Development, and the Department of Veterans Affairs.

Selected accomplishments for the program in 2023 included publication of an Indian Affairs Manual (IAM) policy for the Housing Program and corresponding handbook on the IA Policy and Directives website. The Housing Program collected, managed, compiled, and analyzed Annual and Quarterly Reports for the Housing Program funded Tribes. It conducted virtual trainings for BIA Regions, Agencies and Tribes on HP Applicant Data Collection and how to submit a FY 2024 Tribal Annual Performance Report. The program also assisted the Indian Affairs Information Technology team in rebuilding the Housing Program website.

Subactivity - Human Services Tribal Design (TPA) (FY 2025: \$226,000):

Program Overview:

The Tribal Design program supports AI/AN by allowing Tribes flexibility to redesign their Social Services program delivery as authorized under the Snyder Act of 1924. This funding gives Tribes the ability to design Social Services programs that are both cost effective and fit the needs of their communities. Funding is prioritized by Tribes to this line item and is distributed directly to Tribes as base funding.

Tribes will continue developing or redesigning the line item to support the cultural and historic priorities of the Tribe to address the needs of their Tribal communities in the exercise of Tribal sovereignty.

Subactivity - Human Services Program Oversight (FY 2025: \$3,442,000; FTE: 13):

Program Overview:

Human Services staff, in working relationships with Tribes, strive to ensure individual Indians residing on or near reservations receive emergency assistance for essential items such as food, clothing, shelter, and utility payments. The long-term goal of this program is to improve the living conditions of AI/AN individuals and families.

Program Oversight staff manage and distribute program funds, which requires monitoring and working with Tribal and BIA Regional and Agency staff on a regular basis. BIA Regional social workers have combined efforts with Headquarters staff in the development of an automated database that tracks both applications for Social Services and the number of applicants receiving assistance, called the Financial Assistance and Social Services – Case Management Cloud System (FASS-CMS Cloud). Social workers provide expert assistance to Tribes and field agencies in the operation of their programs on a day-to-day

basis and they interact with other Federal agencies that provide social and mental health services to Indian communities to ensure that services are coordinated. Social workers also monitor supervised IIM accounts at the field level in compliance with 25 CFR § 20 and 25 CFR § 115 in coordination with BTFA. Human Services staff are also responsible for inspecting Tribal and Federal compliance with regulations and policies by providing oversight and monitoring during the various phases/components of contracts, project activities, and inspections. These staff are among the few key responders available on Tribal lands and in remote areas servicing Tribes.

Central Oversight [FY 2025: \$1,040,000; FTE: 4]:

Central Oversight funding provides for staff and costs associated with the services that are performed at the headquarters level. Funds also support the annual operational and maintenance costs of the FASS-CMS Cloud which is a comprehensive case management system for Social Service caseworkers. It improves Social Service workers' productivity and decision-making processes by providing comprehensive case information and enabling better resource management. The system automates the application process for services and case workflow, provides adequate tracking and records management, supports the processing of financial payments to eligible Indian clientele, and provides management reporting for performance and compliance management.

The program will continue to:

- Support the annual operational and maintenance costs of the FASS-CMS Cloud, including the costs associated with the FASS-CMS Helpdesk Support contract and licensing and software.
- Provide expert staff assistance in providing technical assistance and advice to field staff.
- Conduct annual OMB Circular A-123 Audits on selected BIA Agency and Regional operations.
- Update policies and procedures. An emphasis will be made to update policies and procedures to address case management duties using virtual and remote practices.
- Provide executive oversight of allocation of funds, such as Welfare Assistance, and for approval of withdrawals from supervised IIM accounts for big ticket requests for purchases (i.e., home, vehicle) as recommended by the Regions.
- Participate as a member of the Tiwahe Initiative Coordinating Team to support the National Tiwahe Coordinator and Tiwahe sites.
- Continue implementing the Indian Child Protection and Family Violence Prevention Act (ICPFVPA), Pub. L. 101-630 (1991), under Sections 3209 & 3210.
- Manage the ICWA Off-Reservation Indian Organization grantee performance and financial reports, and training and technical assistance.
- Work with universities and Tribal colleges to enhance training and technical assistance modalities for BIA and Tribal staff.
- Launch a workforce evaluation to support Social Services and ICWA activities at the Regions and Tribes that will provide the foundation for instituting a remote team solution for priority areas where Indian child protection and child welfare services are needed, Support student loans and retention initiatives for new and existing BIA social services.

Regional Oversight [FY 2025: \$2,402,000; FTE: 9]:

Regional Oversight funding provides for regional staff and costs associated with the technical assistance, training, and monitoring performed at the Regional Office level. The program provides oversight on the various social services programs operated by Tribes and Tribal consortia, and by BIA agency programs

within each respective region. The regional staff is responsible for the various administrative activities associated with these programs, including managing Performance Reporting/GPRA, budgeting, Awarding Official Technical Representative (AOTR) monitoring responsibilities on Social Services contracts, and providing social workers to complement the front-line responders at the Tribal and BIA field level, many of which are solely at the regional level.

The program will continue to:

- Support Tribal programs geared towards Tribal culture, offer the resources needed to allow Tribes flexibility to meet their own unique needs, and foster a sustainable workforce.
- Augment or provide the front-line response in child endangerment situations and/or adults in need of care situations.
- Work with State and local communities and officials on implementation of ICWA and other Federal laws which address the protection of children and adults in need of care situations.
- Provide technical assistance, training, and monitoring performed at the BIA Field level.

Trust – Natural Resources Management

TRUST - NATURAL RESOURCES MANAGEMENT

(Dollars in thousands)

Subactivity Program Element	2023 Enacted	2024 Annualized CR	2025 Fixed Costs (+/-)	2025 Internal Transfers (+/-)	2025 Program Changes (+/-)	2025 President's Budget	Change From 2024 Annualized CR (+/-)
Natural Resources (TPA)	16,903	16,903	+223	-1,918	+2,507	17,715	+812
<i>[Land Acquisitions]</i>	<i>[2,000]</i>	<i>[2,000]</i>		<i>[-2,000]</i>			<i>[-2,000]</i>
<i>FTE</i>	<i>37</i>	<i>37</i>		<i>-1</i>		<i>36</i>	<i>-1</i>
<i>[Land Acquisitions FTE]</i>				<i>[-1]</i>			<i>[-1]</i>
Irrigation Operations & Maintenance	15,269	15,269	+89		+2,353	17,711	+2,442
<i>FTE</i>	<i>3</i>	<i>3</i>				<i>3</i>	
Rights Protection Implementation	49,200	49,200	+259		+331	49,790	+590
<i>FTE</i>							
Tribal Management/ Development Program	18,544	18,544	+43		+109	18,696	+152
<i>FTE</i>	<i>1</i>	<i>1</i>				<i>1</i>	
Endangered Species	6,243	6,243	+17		+20	6,280	+37
<i>FTE</i>	<i>2</i>	<i>2</i>				<i>2</i>	
Tribal Climate Resilience	34,991	34,991	+48		+13,798	48,837	+13,846
<i>FTE</i>	<i>10</i>	<i>10</i>			<i>+12</i>	<i>22</i>	<i>+12</i>
Integrated Resource Info Program	3,077	3,077	+39		+117	3,233	+156
<i>FTE</i>	<i>10</i>	<i>10</i>				<i>10</i>	
Agriculture & Range	39,438	39,438	+499		+1,068	41,005	+1,567
<i>FTE</i>	<i>102</i>	<i>102</i>				<i>102</i>	
Agriculture Program (TPA)	27,147	27,147	+490		+1,052	28,689	+1,542
<i>FTE</i>	<i>102</i>	<i>102</i>				<i>102</i>	
Invasive Species	12,291	12,291	+9		+16	12,316	+25
<i>FTE</i>							
Forestry	66,017	66,017	+697	-913	+3,404	69,205	+3,188
<i>FTE</i>	<i>134</i>	<i>134</i>			<i>+2</i>	<i>136</i>	<i>+2</i>
Forestry Program (TPA)	35,539	35,539	+542	-913	+1,043	36,211	+672
<i>FTE</i>	<i>109</i>	<i>109</i>				<i>109</i>	
Forestry Projects	30,478	30,478	+155		+2,361	32,994	+2,516
<i>FTE</i>	<i>25</i>	<i>25</i>			<i>+2</i>	<i>27</i>	<i>+2</i>

Subactivity Program Element	2023 Enacted	2024 Annualized CR	2025 Fixed Costs (+/-)	2025 Interna Transfers (+/-)	2025 Program Changes (+/-)	2025 President's Budget	Change From 2024 Annualized CR (+/-)
Water Resources	18,426	18,426	+112	-29	+209	18,718	+292
<i>FTE</i>	9	9				9	
Water Resources Program (TPA)	8,284	8,284	+60	-29	+112	8,427	+143
<i>FTE</i>	2	2				2	
Water Mgmt., Planning & Pre-Development	10,142	10,142	+52		+97	10,291	+149
<i>FTE</i>	7	7				7	
Fish, Wildlife & Parks	23,699	23,699	+92	+53	+175	24,019	+320
<i>FTE</i>	2	2				2	
Wildlife & Parks Program (TPA)	10,731	10,731	+82	+53	+157	11,023	+292
<i>FTE</i>	2	2				2	
Fish, Wildlife & Parks Projects	12,968	12,968	+10		+18	12,996	+28
<i>FTE</i>							
Energy & Minerals	33,011	33,011	+224		+399	33,634	+623
<i>FTE</i>	56	56				56	
Energy & Minerals Program (TPA)	4,426	4,426	+106		+179	4,711	+285
<i>FTE</i>	26	26				26	
Energy & Minerals Projects	22,039	22,039	+59		+125	22,223	+184
<i>FTE</i>	15	15				15	
Energy & Minerals Central Oversight	5,622	5,622	+48		+81	5,751	+129
<i>FTE</i>	12	12				12	
Energy & Minerals Regional Oversight	924	924	+11		+14	949	+25
<i>FTE</i>	3	3				3	
Resource Management Program Oversight	8,301	8,301	+135		+2,049	10,485	+2,184
<i>FTE</i>	34	34			+6	40	+6
Central Oversight	3,507	3,507	+52		+1,881	5,440	+1,933
<i>FTE</i>	13	13			+6	19	+6
Regional Oversight	4,794	4,794	+83		+168	5,045	+251
<i>FTE</i>	21	21				21	
Total Requirements	333,119	333,119	+2,477	-2,807	+26,539	359,328	+26,209
<i>FTE</i>	400	400		-1	+20	419	+19

Summary of 2025 Program Changes

Program Changes	(\$000)	FTE Change
Natural Resources (TPA)	+2,507	
Irrigation Operations and Maintenance	+2,353	
Rights Protection Implementation	+331	
Tribal Management/Development Program	+109	
Endangered Species	+20	
Tribal Climate Resilience	+13,798	+12
Integrated Resource Info Program	+117	
Agriculture & Range		
Agriculture Program (TPA)	+1,052	
Invasive Species	+16	
Forestry		
Forestry Program (TPA)	+1,043	
Forestry Projects	+2,361	+2
Water Resources		
Water Resources Program (TPA)	+112	
Water Mgmt., Planning & Pre-development	+97	
Fish, Wildlife and Parks		
Wildlife & Parks Program (TPA)	+157	
Fish, Wildlife & Parks Projects	+18	
Energy and Minerals		
Energy & Minerals Program (TPA)	+179	
Energy & Minerals Projects	+125	
Energy & Minerals Central Oversight	+81	
Energy & Minerals Regional Oversight	+14	
Resource Management Program Oversight		
Central Oversight	+1,881	+6
Regional Oversight	+168	
TOTAL, Program Changes	+26,539	+20

Program Description:

The Indian Affairs (IA) Trust-Natural Resources Management activity supports the stewardship of trust lands in Indian Country. Natural resource programs assist Tribes in the management, development, and protection of Indian trust land and natural resources on 56 million surface acres and 59 million acres of subsurface mineral estates. These programs enable Tribal trust landowners to optimize use and conservation of resources, providing benefits such as revenue, jobs, and the protection of cultural, spiritual, and traditional resources.

IA, working in partnership with Tribes and Alaska Native Villages, is committed to the President's priority to both support Tribal Nations as they address the climate crisis and implement climate adaptation actions. Impacts of the climate crisis are unique, far-reaching, and are often felt disproportionately by American Indian and Alaska Native peoples. Vulnerabilities are particularly high across Alaska where the rate of change has been the highest in the country, but extreme weather events and other climate impacts outside Alaska are also disruptive for Tribes, Tribal economies, and subsistence lifeways. IA's direct support for adaptation planning, science access partnerships, and training opportunities enable Tribal

leaders and staff to focus on adaptation planning in order to identify threats and prioritize resources to address those threats. Adaptation plans incorporate Indigenous Knowledge systems and science findings to develop robust climate adaptation strategies. IA leadership is expanding many natural resource efforts to ensure programs support and address climate adaptation through resilience planning and appropriate management plans. In addition, IA is continuing Tribal mitigation efforts such as renewable and clean energy projects and increasing restoration efforts all while honoring self-determination, the government-to-government relationship, and environmental justice principles.

Justification of 2025 Program Changes:

The FY 2025 budget request for the Trust-Natural Resources program is \$359,328,000 and 419 FTE, a program change of +\$26,539,000 and +20 FTE from the 2024 Continuing Resolution.

Natural Resources (TPA) (+\$2,507,000)

Program Increase [+\$2,067,000] – The increase supports self-determination on Tribal trust land and natural resources and enhances Tribal authority to further land o-management activities with Federal partners for improved management, protection, and development of trust natural resource assets.

Land Acquisitions [-\$2,000,000 / -1 FTE] - Internal transfer of the Land Acquisitions program to be more appropriately placed under Trust – Real Estate Services activity.

Baseline Capacity [+\$440,000] – The 2025 budget includes important investments in programs needed to help strengthen America and be more competitive as the world continues to change. These investments include funding needed to maintain a strong, talented workforce and the must-pay requirements needed to continue to fulfill BIA's mission. The baseline capacity reflects the incremental amount needed to cover the fixed costs associated with mission operations in FY 2024. This request in combination with the FY 2025 fixed costs amounts will allow the program to meet must-pay requirements without impacting program activities.

Irrigation Operations and Maintenance (+\$2,353,000)

Program Increase [+\$2,200,000] – This program increase includes \$2.2 million to support mandatory payments associated with Operations and Maintenance (O&M) activities across the portfolio of Indian Irrigation Projects. These costs have increased over time primarily due to price increases of labor and materials. Funds will address O&M needs, with consideration given to Tribal input on ways to improve the O&M process.

Baseline Capacity [+\$153,000] – The 2025 budget includes important investments in programs needed to help strengthen America and be more competitive as the world continues to change. These investments include funding needed to maintain a strong, talented workforce and the must-pay requirements needed to continue to fulfill BIA's mission. The baseline capacity reflects the incremental amount needed to cover the fixed costs associated with mission operations in FY 2024. This request in combination with the FY 2025 fixed costs amounts will allow the program to meet must-pay requirements without impacting program activities.

Rights Protection Implementation (+\$331,000)

Baseline Capacity [+\$331,000] – The 2025 budget includes important investments in programs needed to help strengthen America and be more competitive as the world continues to change. These investments include funding needed to maintain a strong, talented workforce and the must-pay requirements needed to continue to fulfill BIA's mission. The baseline capacity reflects the incremental amount needed to cover the fixed costs associated with mission operations in FY 2024. This request in combination with the FY 2025 fixed costs amounts will allow the program to meet must-pay requirements without impacting program activities.

Tribal Management/Development Program (+\$109,000)

Baseline Capacity [+\$109,000] – The 2025 budget includes important investments in programs needed to help strengthen America and be more competitive as the world continues to change. These investments include funding needed to maintain a strong, talented workforce and the must-pay requirements needed to continue to fulfill BIA's mission. The baseline capacity reflects the incremental amount needed to cover the fixed costs associated with mission operations in FY 2024. This request in combination with the FY 2025 fixed costs amounts will allow the program to meet must-pay requirements without impacting program activities.

Endangered Species (+\$20,000)

Baseline Capacity [+\$20,000] – The 2025 budget includes important investments in programs needed to help strengthen America and be more competitive as the world continues to change. These investments include funding needed to maintain a strong, talented workforce and the must-pay requirements needed to continue to fulfill BIA's mission. The baseline capacity reflects the incremental amount needed to cover the fixed costs associated with mission operations in FY 2024. This request in combination with the FY 2025 fixed costs amounts will allow the program to meet must-pay requirements without impacting program activities.

Tribal Climate Resilience (+\$13,798,000; +12 FTE)

Tribal Adaptation [+2,000,000] – A \$2.0 million increase will support the Tribal Climate Resilience Program that focuses on climate preparedness and provides awards through the Tribal Climate Adaptation Grants. Additional grants will assist Tribal governments with climate adaptation and preparedness. Tribes will use this funding to prioritize climate resilience concerns about the availability of subsistence food resources, water, and other necessities. This program will support Tribal governments and trust land managers with training, data, tools, and access to technical experts in order to understand community vulnerabilities to landscape-level change and identify risk management strategies.

Tribal Community Driven Relocation [+\$4,000,000 / +7 FTE] –The increase will support additional projects for the long-term resilience of communities through the Community Driven Relocation, Managed Retreat, and Protect-in-Place Awards program. Seven (7) additional FTE are needed to provide planning and implementation support to those Tribal communities that are ready to develop Relocation, Managed Retreat and Protect-in-Place plans and for those needing support in implementing those activities. The funding will provide the support needed for critically vulnerable communities to help sustain ecosystems that support fish, wildlife, forest, and other natural resources for critical subsistence and cultural resource needs. The funding will provide planning and design tools needed for efficient relocation, managed

retreat, and protect-in-place planning and implementation. The increase will also enable coordination of Federal and non-Federal partners to improve outcomes and implement a Relocation Framework and Hazard Mitigation Framework that will assist Tribes in decision-making on whether or not they should implement full relocation, partial managed retreat, or other options. Based on recent meetings with the Tribes selected for the planning demonstration projects, funds are necessary to conduct protect-in-place activities in conjunction with the formal planning to prepare for implementation.

Tribal Youth Corps [+\$7,000,000 / +3 FTE] – Another component of the increase to the Tribal Climate Resilience programs is an additional \$7.0 million for the Tribal Youth Corps. This will be done through BIA's Pathways Internship Program within the BIA Office of Trust Services (OTS). Three (3) FTE will be added to stand up and implement the Tribal Youth Corps program which will bolster Tribal climate resilience efforts across Indian Country by supporting youth in building the skills necessary to achieve Tribes' goals. The Pathways Internship Program targets American Indian and Alaska Native students for internships across seven different goals. This Tribal Youth Corps program will mobilize the next generation of conservation and resilience workers and maximize the creation of accessible training opportunities and good jobs. The increased funding will support additional youth participation and Youth Corps Initiatives to enhance current activities and partnerships.

Nature Based Solutions [\$250,000 / +1 FTE] – In support of the White House national strategy to prioritize Nature Based Solutions (NBS) that benefit people and nature, advance equity, be evidence informed, integrate continuous improvement (through Adaptive Management), and advance collaboration/co-stewardship opportunities, IA is requesting funding to establish a Resource NBS expert as part of DOI's effort to implement the NBS roadmap and strategies. IA will develop and maintain a tool for Tribes and decision makers that allows access to data needed to invest in protecting, sustainably managing, and restoring natural ecosystems.

National Seed Strategy [\$500,000 / +1 FTE] - This funding would support planning projects that address gaps in revegetation restoration knowledge. There is no comprehensive documentation of Tribal uses of native plants which limits the value of outcomes for restoration. For example, it is generally understood that Indigenous groups have long used fire to clear lands for many uses, including improving habitat for animals and birds. What is not well understood or documented is the way this practice effects their management of the land – the timing of burns and other considerations. This 2025 funding will help advance the critical scientific requirements of the National Seed Strategy (NSS) by supporting botanists and ethnologists who will seek out Indigenous Knowledge to incorporate into restoration practices. This funding will also support co-developed climate adaptation and resilience best management practices for seed production and use in restoration, as well as funding several critical investments to clarify the national seed supply chain. This includes expanding or updating seedling operations to reach capacity for Tribal greenhouses and partnering with Tribal organizations to support native seed collection and distribution. These investments will help to reduce the business uncertainty that native seed suppliers currently face which is a limiting factor impacting the availability of native plant materials for restoration projects.

Baseline Capacity [+\$48,000] – The 2025 budget includes important investments in programs needed to help strengthen America and be more competitive as the world continues to change. These investments

include funding needed to maintain a strong, talented workforce and the must-pay requirements needed to continue to fulfill BIA's mission. The baseline capacity reflects the incremental amount needed to cover the fixed costs associated with mission operations in FY 2024. This request in combination with the FY 2025 fixed costs amounts will allow the program to meet must-pay requirements without impacting program activities.

Integrated Resource Info Program (+\$117,000)

Baseline Capacity [+\$117,000] – The 2025 budget includes important investments in programs needed to help strengthen America and be more competitive as the world continues to change. These investments include funding needed to maintain a strong, talented workforce and the must-pay requirements needed to continue to fulfill BIA's mission. The baseline capacity reflects the incremental amount needed to cover the fixed costs associated with mission operations in FY 2024. This request in combination with the FY 2025 fixed costs amounts will allow the program to meet must-pay requirements without impacting program activities.

Agriculture & Range (+\$1,068,000)

Agriculture Program (TPA) [+\$1,052,000]

Baseline Capacity [+\$1,052,000] – The 2025 budget includes important investments in programs needed to help strengthen America and be more competitive as the world continues to change. These investments include funding needed to maintain a strong, talented workforce and the must-pay requirements needed to continue to fulfill BIA's mission. The baseline capacity reflects the incremental amount needed to cover the fixed costs associated with mission operations in FY 2024. This request in combination with the FY 2025 fixed costs amounts will allow the program to meet must-pay requirements without impacting program activities.

Invasive Species [+\$16,000]

Baseline Capacity [+\$16,000] – The 2025 budget includes important investments in programs needed to help strengthen America and be more competitive as the world continues to change. These investments include funding needed to maintain a strong, talented workforce and the must-pay requirements needed to continue to fulfill BIA's mission. The baseline capacity reflects the incremental amount needed to cover the fixed costs associated with mission operations in FY 2024. This request in combination with the FY 2025 fixed costs amounts will allow the program to meet must-pay requirements without impacting program activities.

Forestry (+\$3,404,000 / +2 FTE)

Forestry Program (TPA) [+\$1,043,000]

Baseline Capacity [+\$1,043,000] – The 2025 budget includes important investments in programs needed to help strengthen America and be more competitive as the world continues to change. These investments include funding needed to maintain a strong, talented workforce and the must-pay requirements needed to continue to fulfill BIA's mission. The baseline capacity reflects the incremental amount needed to cover the fixed costs associated with mission operations in FY 2024. This request in combination with the FY

2025 fixed costs amounts will allow the program to meet must-pay requirements without impacting program activities.

Forestry Projects [+\$2,361,000/+2 FTE]

Forestry Projects [+\$2,000,000/ +2 FTE] - Forestry Projects funds forest development (reforestation and stand improvement), inventory and planning, woodlands management, and the timber harvest initiative. The Portable Infrastructure Projects Initiative provides infrastructure needed to accomplish on the ground forestry and fuels work to improve forest health, improve markets for Indian Forest Products, reduce the threat of wildfire, and support local Tribal communities through the creation of jobs. This work reduces density in overstocked timber stands, creates resilience against insect, disease and threat of wildfire. Portable infrastructure such as fuelwood processors, portable sawmills, portable pelletizers, and chippers produce products such as firewood, wood pellets, dimensional lumber, and charcoal that can be used in the local community or in biomass conversion projects. Additionally, the Indian Energy Act amended the Tribal Forest Protection Act on December 18, 2018, to establish five Tribal Biomass Demonstration Projects each year, for a period of five years. While the Bureau of Land Management (BLM) was tasked with implementing the biomass projects, portable infrastructure to support those projects is provided by BIA. Increased funding will allow this necessary support to continue, providing BIA and Tribes further opportunity to work with the BLM to develop and implement biomass projects across Tribal and government boundaries to generate renewable energy. The 2025 budget includes two FTE to support this interagency coordination as well as other forestry projects.

This increase aligns with the Biden-Harris Administration's commitment to advance Indigenous Knowledge and science-based collaborative efforts and technical assistance. The increase provides funding that will be used to spatially illustrate the effectiveness of forestry and fuels projects, and to deliver geospatial capacity, tools, training, and technical support to forest managers for climate change vulnerability analysis, and adaptation planning tools.

Baseline Capacity [+\$361,000] – The 2025 budget includes important investments in programs needed to help strengthen America and be more competitive as the world continues to change. These investments include funding needed to maintain a strong, talented workforce and the must-pay requirements needed to continue to fulfill BIA's mission. The baseline capacity reflects the incremental amount needed to cover the fixed costs associated with mission operations in FY 2024. This request in combination with the FY 2025 fixed costs amounts will allow the program to meet must-pay requirements without impacting program activities.

Water Resources (+\$209,000)

Water Resources Program (TPA) [+\$112,000]

Baseline Capacity [+\$112,000] – The 2025 budget includes important investments in programs needed to help strengthen America and be more competitive as the world continues to change. These investments include funding needed to maintain a strong, talented workforce and the must-pay requirements needed to continue to fulfill BIA's mission. The baseline capacity reflects the incremental amount needed to cover the fixed costs associated with mission operations in FY 2024. This request in combination with the FY

2025 fixed costs amounts will allow the program to meet must-pay requirements without impacting program activities.

Water Management, Planning & Pre-Development [+ \$97,000]

Baseline Capacity [+ \$97,000] – The 2025 budget includes important investments in programs needed to help strengthen America and be more competitive as the world continues to change. These investments include funding needed to maintain a strong, talented workforce and the must-pay requirements needed to continue to fulfill BIA's mission. The baseline capacity reflects the incremental amount needed to cover the fixed costs associated with mission operations in FY 2024. This request in combination with the FY 2025 fixed costs amounts will allow the program to meet must-pay requirements without impacting program activities.

Fish, Wildlife and Parks (+ \$175,000)

Wildlife & Parks Program (TPA) [+ \$157,000]

Baseline Capacity [+ \$157,000] – The 2025 budget includes important investments in programs needed to help strengthen America and be more competitive as the world continues to change. These investments include funding needed to maintain a strong, talented workforce and the must-pay requirements needed to continue to fulfill BIA's mission. The baseline capacity reflects the incremental amount needed to cover the fixed costs associated with mission operations in FY 2024. This request in combination with the FY 2025 fixed costs amounts will allow the program to meet must-pay requirements without impacting program activities.

Fish, Wildlife & Parks Projects [+ \$18,000]

Baseline Capacity [+ \$18,000] – The 2025 budget includes important investments in programs needed to help strengthen America and be more competitive as the world continues to change. These investments include funding needed to maintain a strong, talented workforce and the must-pay requirements needed to continue to fulfill BIA's mission. The baseline capacity reflects the incremental amount needed to cover the fixed costs associated with mission operations in FY 2024. This request in combination with the FY 2025 fixed costs amounts will allow the program to meet must-pay requirements without impacting program activities.

Energy and Minerals (+ \$399,000)

Energy & Minerals Program (TPA) [+ \$179,000]

Baseline Capacity [+ \$179,000] – The 2025 budget includes important investments in programs needed to help strengthen America and be more competitive as the world continues to change. These investments include funding needed to maintain a strong, talented workforce and the must-pay requirements needed to continue to fulfill BIA's mission. The baseline capacity reflects the incremental amount needed to cover the fixed costs associated with mission operations in FY 2024. This request in combination with the FY 2025 fixed costs amounts will allow the program to meet must-pay requirements without impacting program activities.

Energy & Minerals Projects [+\$125,000]

Baseline Capacity [+\$125,000] – The 2025 budget includes important investments in programs needed to help strengthen America and be more competitive as the world continues to change. These investments include funding needed to maintain a strong, talented workforce and the must-pay requirements needed to continue to fulfill BIA's mission. The baseline capacity reflects the incremental amount needed to cover the fixed costs associated with mission operations in FY 2024. This request in combination with the FY 2025 fixed costs amounts will allow the program to meet must-pay requirements without impacting program activities.

Energy & Minerals Central Oversight [+\$81,000]

Baseline Capacity [+\$81,000] – The 2025 budget includes important investments in programs needed to help strengthen America and be more competitive as the world continues to change. These investments include funding needed to maintain a strong, talented workforce and the must-pay requirements needed to continue to fulfill BIA's mission. The baseline capacity reflects the incremental amount needed to cover the fixed costs associated with mission operations in FY 2024. This request in combination with the FY 2025 fixed costs amounts will allow the program to meet must-pay requirements without impacting program activities.

Energy & Minerals Regional Oversight [+\$14,000]

Baseline Capacity [+\$14,000] – The 2025 budget includes important investments in programs needed to help strengthen America and be more competitive as the world continues to change. These investments include funding needed to maintain a strong, talented workforce and the must-pay requirements needed to continue to fulfill BIA's mission. The baseline capacity reflects the incremental amount needed to cover the fixed costs associated with mission operations in FY 2024. This request in combination with the FY 2025 fixed costs amounts will allow the program to meet must-pay requirements without impacting program activities.

Resource Management Program Oversight (+\$2,049,000 / +6 FTE)**Central Oversight [+\$1,881,000 / +6 FTE]**

Bison Technical Assistance and Oversight [+\$1,800,000 / +6 FTE] - The increase will provide for six (6) FTE and startup costs for BIA to work towards restoration of wild and healthy populations of American Bison and the prairie grassland ecosystem through collaboration among DOI Bureaus and partners such as other Federal agencies, States, Tribes, and landowners using the best available science and Indigenous Knowledge. BIA will use the increase to support the Bison conservation activities to include Tribal herd development, to support Tribes in establishing large bison herds and restoring grassland ecosystems on Tribal lands as well as to provide for Tribes to expand their bison herds and enter into co-stewardship agreements for bison management.

Baseline Capacity [+\$81,000] – The 2025 budget includes important investments in programs needed to help strengthen America and be more competitive as the world continues to change. These investments include funding needed to maintain a strong, talented workforce and the must-pay requirements needed to continue to fulfill BIA's mission. The baseline capacity reflects the incremental amount needed to cover the fixed costs associated with mission operations in FY 2024. This request in combination with the FY

2025 fixed costs amounts will allow the program to meet must-pay requirements without impacting program activities.

Regional Oversight [+\$168,000]

Baseline Capacity [+\$168,000] – The 2025 budget includes important investments in programs needed to help strengthen America and be more competitive as the world continues to change. These investments include funding needed to maintain a strong, talented workforce and the must-pay requirements needed to continue to fulfill BIA's mission. The baseline capacity reflects the incremental amount needed to cover the fixed costs associated with mission operations in FY 2024. This request in combination with the FY 2025 fixed costs amounts will allow the program to meet must-pay requirements without impacting program activities.

Trust – Natural Resources Management Overview:

The Trust-Natural Resources Management program assists Tribes in the management, development, and protection of Indian trust land and natural resource assets. The resource management activities provide many benefits to the landowner such as revenue, jobs, the protection of cultural, spiritual, and traditional resources, and the advancement of environmental justice.

While a significant part of the Trust-Natural Resources Management activity is executed under contracts and compacts with Tribes, some Tribes still rely on direct services from IA in order to execute Trust programs. Trust-Natural Resources Management is comprised of the following subactivities: Natural Resources; Irrigation O&M; Rights Protection Implementation; Tribal Management/Development Program; Endangered Species; Tribal Climate Resilience, Integrated Resource Information Program; Agriculture and Range; Forestry; Water Resources; Fish, Wildlife, and Parks; Energy and Minerals, and Program Oversight.

In addition, certain administrative costs are assessed in this activity to support government-wide, Departmental, and IA-wide functions performed at regional or central offices.

Subactivity - Natural Resources (TPA) (FY 2025: \$17,715,000; FTE: 36):

Program Overview:

The overall Trust-Natural Resources Management program fulfills Indian trust responsibilities through the improved management, protection, and development of Indian land and natural resource assets. The Tribal programs manage their own natural resources in compliance with Federal regulatory requirements and operate under contract or compact. The FTE outlined within this budget subactivity are located at the agency level to provide direct service to Tribes that do not have Pub.L. 93-638 contracts or compacts.

In FY 2025, IA proposes a \$2.0 million increase to this program to support co-management activities in coordination with Federal partners for improved management, protection, and development of Indian lands and natural resource assets.

Subactivity - Irrigation Operations and Maintenance (FY 2025: \$17,711,000; FTE: 3):***Program Overview:***

The Irrigation Operations and Maintenance program manages water resources on Indian lands. Activities include operation, maintenance, and rehabilitation of irrigation infrastructures in accordance with accepted industry standards. A substantial portion of the budget request is comprised of payments required by established legal directives. These payments are made to both revenue-generating irrigation projects and to a number of smaller irrigation systems. The program also provides reimbursement to the Bureau of Reclamation (BOR) for water storage costs on behalf of the Tribes served; continued delivery of water by and to irrigation systems as required by law, court order, or contractual agreement; and proportionate cost-share payments legally required to be made to Indian projects that are a part of, or adjacent to, non-Indian irrigation facilities.

The program also provides funding for operation and maintenance needs on the Navajo Indian Irrigation Project (NIIP) for the Gallegos Pumping Plant, the three minor pumping plants, the Pinabete substation, and four major pumping plants and associated lateral facilities. The program maintains basic operations.

The following table illustrates the allocation of funding dollars in thousands for the noted fiscal years, and an estimated allocation of funds for FY 2025:

Irrigation O&M Funding Distribution	FY 2023 Actual	FY 2024 CR	FY 2025 Request
Court Orders or Legislated Requirements			
BIA Ft. Hall Indian Irrigation Project, Idaho	748	748	1,020
BIA Ft. Hall - Michaud & Minor Units, Idaho	386	386	530
BIA San Carlos Irrigation Project - Indian Works, Arizona	4,561	4,561	5,000
BIA Uintah Indian Irrigation Project, Utah	277	277	375
Middle Rio Grande Pueblos, New Mexico	851	851	2,265
Truckee River Operating Agreement for Reclamation Newlands Project, Nevada			275
Total Court Orders or Legislated Requirements	6,823	6,823	9,465
Water Storage (Legislated Requirements or memoranda of agreement between BIA & Bureau of Reclamation)			
Reclamation Storage Charges for BIA Wapato Indian Irrigation Project, Washington	442	442	938
Reclamation Storage Charges for Fort Belknap Reservation, Montana	34	34	40
Reclamation Storage Charges for BIA Pine River Irrigation Project, Colorado	47	47	50
Total Water Storage	523	523	1,028
Contracts (Carriage or OM&R Agreements)			
Tongue River Water Users Association, Montana	56	56	56

Newlands/Fallon Irrigation District, Nevada	293	293	320
Two Leggins/Bozeman Trail Drainage Assn., Montana	9	9	9
Coachella Valley Water District, California	43	43	43
Total Contracts (Contractual Carriage or OM&R)	401	401	428
Total Irrigation O&M Mandatory Payments	7,747	7,747	10,921
Irrigation O&M Support			
Irrigation O&M Support & Activities	1,832	1,832	976
Pojoaque Valley Water District, New Mexico for Pueblos	37	37	61
BIA Navajo Indian Irrigation Project, Arizona	5,500	5,500	5,500
Last Chance Ditch Company, City of Escondido	3	3	3
Middle Rio Grande Designated BIA Engineer, New Mexico	150	150	175
BIA Walker River Irrigation Project, Nevada	0	0	75
BIA San Carlos Irrigation Project - Power Division, Arizona			0
Total Irrigation O&M Support	7,522	7,522	6,790
Total Costs	15,269	15,269	17,711

In FY 2025, this increase supports rising costs for mandatory and other payments associated with critical Operations and Maintenance (O&M) activities across the portfolio of Indian Irrigation Projects. These costs continue to increase over time primarily due to price increases of labor and materials, as well as supply chain issues. The irrigation program, in full partnership with Tribes, is committed to the President's priority to both support Tribal Nations as they address the climate crisis and implement climate adaptation actions for IA. Funds address recurring annual O&M needs and are implemented with consideration given to Project and Tribal input.

Subactivity - Rights Protection Implementation (FY 2025: \$49,790,000):

Program Overview:

The Rights Protection Implementation (RPI) program supports the implementation of Federal court actions. These cases recognize and protect court decisions and orders implemented through this program including *United States v. Washington*, *United States v. Michigan*, *Lac Courte Oreilles v. Voigt*, *United States v. Oregon*, *Minnesota v. Mille Lacs*, and *Grand Portage v. Minnesota*. In addition, this program supports the implementation of the US/Canada Pacific Salmon Treaty (PST) and reserved treaty rights to hunt, fish, and gather within and without reservation territories. These rights apply beyond particular reservation boundaries and are shared among multiple Tribes. Therefore, they have intertribal co-management implications as well as implications for management with other jurisdictions.

The goal of this program is to ensure compliance with Federal court orders by assisting in implementing effective Tribal self-regulatory and co-management systems. Contract agreements are designed to assure proper regulation and management of off-reservation fish, wildlife, shellfish, and plant gathering activities, provide conservation enforcement, and perform the necessary assessment and habitat protection activities that help ensure abundant and healthy populations of ceded territory resources. The benefits of

these programs accrue not only to Tribes, but also to the wider communities as well, because protection and enhancement of ceded territory natural resources and habitats benefit all users of those resources. In particular, there are 49 Tribes whose off-reservation hunting, fishing, and gathering rights in the Pacific Northwest and Great Lakes regions are supported by this program. Five umbrella intertribal organizations assist the Tribes in implementing relevant court orders and carrying out co-management responsibilities.

Rights Protection Implementation Distributions

Program	FY 2023 Actual	FY 2024 CR	FY 2025 Request
Western Washington (Boldt Decision)	11,603	11,603	11,712
Washington State Timber Fish & Wildlife	3,720	3,720	3,771
Columbia River Fisheries Mgmt	6,241	6,241	6,292
Columbia River-In Lieu Sites Law Enforcement	1,575	1,575	1,611
Columbia River-In Lieu Sites Law Construction	1,300	1,300	1,324
Columbia River-Fishing Access Site Operations	1,700	1,700	1,724
U.S. Canada Pacific Salmon Treaty	6,792	6,792	6,865
Salmon Marking	1,452	1,452	1,494
Great Lakes Area Resource Mgmt	7,633	7,633	7,712
Chippewa/Ottawa Resource Authority	5,509	5,509	5,574
Chippewa/Ottawa Treaty Fisheries	[3,305]	[3,305]	[3,344]
Chippewa/Ottawa Inland Consent Decree	[2,204]	[2,204]	[2,230]
1854 Treaty Authority	1,125	1,125	1,156
Youth Program Initiatives	550	550	555
Total	49,200	49,200	49,790

The RPI program supports the implementation of Federal court orders that resulted from decisions in complex, off-reservation treaty rights litigation. IA monitors and provides technical assistance annually for 49 rights protection contracts and compacts. This program ensures compliance by implementing treaty-related effective Tribal self-regulatory and co-management systems.

This program is carried out by Tribes and Tribal organizations according to individual needs in fulfilling their treaty rights. This varies from Tribe to Tribe, so there are no across-the-board performance measures for the program. Below is information regarding results from the various activities carried out by these organizations.

The RPI program provides base funding for affected Tribes to meet Federal court litigation and mitigation responsibilities in the conservation and management of fish and wildlife resources which directly supports to the Administration's priorities to honor commitment to Indian Country. The RPI funding has helped Tribes to produce professional Tribal fish and wildlife management programs that are achieving high results for their communities. Climate change is affecting and will continue to affect every type of natural resource. The distributions of plant, fish, and animal species will continue to change as altered climatic

conditions impact ecosystems and amplify existing environmental concerns. As species distributions change, the conservation of wildlife will require similar shifts in protected natural areas, and accommodations in land use and development will become necessary.

Rights Protection Implementation Core Programs

Great Lakes Area Resources Management Program - This program is contracted through a longstanding contract with the Great Lakes Indian Fish and Wildlife Commission (GLIFWC) and its eleven member Tribes in Wisconsin, Minnesota, and Michigan. For over 25 years, Rights Protection Implementation funding has been provided to the GLIFWC to fulfill treaty obligations and associated Federal court orders. Funding for this program fulfills a portion of the United States' obligations as a signatory to the Treaties of 1836, 1837, 1842, and 1854 and furthers the United States' policy to foster and support Tribal self-governance and self-determination.

Great Lakes Intertribal Fish and Wildlife Commission (GLIFWC) - *Omeshkooz* co-management results in a new harvest opportunity for Wisconsin State and Tribal hunters. *Omeshkooz* [Ojibwe] (Eastern elk, *Cervus elaphus canadensis*) is a native species and was regularly hunted in portions of the 1837 and 1842 Chippewa ceded territories. It is estimated that the last elk in Wisconsin disappeared around 1868.

As part of the restoration effort, GLIFWC worked with the Wisconsin Department of Natural Resources (WDNR) to complete and publish a Wisconsin Elk Habitat Suitability Analysis. That analysis used Geographic Information Systems (GIS) to analyze biological and social factors to provide guidelines for elk reintroduction and co-management strategies. It provided guidance to the various agencies to locate translocated elk from Michigan.

In 1995, 25 elk were released into the Chequamegon National Forest. The WDNR, US Forest Service (USFS) and GLIFWC have collaborated over the ensuing years to foster and enhance the elk population. Populations were monitored, augmented with elk from Kentucky and moved around the elk range in order to increase the size and genetic diversity of the elk population. Now, a quarter century after those first wild elk were reintroduced, and after the extensive efforts of the elk team, the herd has grown to a level that allows a bull-only hunting season.

GLIFWC expands *waabezhesi* (American Marten) research with partners in the Apostle Islands National Park - American marten (*Martes americana*, or *waabezhesi* [Ojibwe]) were present in Wisconsin prior to European settlement and distributed throughout the 1836, 1837, 1842 and 1854 Chippewa ceded territories. Unregulated trapping and habitat destruction reduced marten numbers by the early 1900's and the last native marten disappeared from Wisconsin by 1925. Martens were classified as a Wisconsin State-endangered species in 1972 and classified as a Tribally endangered species in 1990. *Waabezhesi* is a clan animal for the Ojibwe people, the village protectors and providers. Martens are identified by the USFS as a management indicator species. For all of these reasons, martens are worthy of protection and enhancement.

GLIFWC is collaborating with Federal, State, and Tribal natural resource agencies along with educational institutions to monitor marten distribution and collect and analyze DNA samples. There are several monitoring projects underway and project partners include the Apostle Island National Lakeshore,

Wisconsin Department of Natural Resources, Red Cliff Treaty Natural Resource Office, Bayfield High School, Northland College and University of Wisconsin-Madison.

Columbia River Inter-Tribal Fish Commission (CRITFC) - CRITFC, formed in 1977, is recognized as a global leader in protecting and restoring treaty-based fisheries and implementing cost-effective management strategies. CRITFC is committed to the comprehensive management plan, *Wy-Kan-Ush-Mi Wa-Kish-Wit* “The Spirit of the Salmon” oriented to these long-term goals: restore anadromous fishes to the rivers and streams that support the historical, cultural, and economic practices of the Tribes; emphasize strategies that rely on natural production and healthy river systems to achieve this goal; protect Tribal sovereignty and treaty rights; and reclaim the anadromous fish resource and the environment on which it depends for future generations.

Fisheries Management & Science Departments - The CRITFC Tribes are leaders in fisheries restoration and management working with State, Federal and private entities to halt the decline of salmon, lamprey and sturgeon populations and rebuild them to levels that support ceremonial, subsistence, and commercial harvests. To achieve these objectives, the Tribes’ actions emphasize “gravel-to-gravel” management including supplementation of natural stocks, healthy watersheds and collaborative efforts.

Columbia River-In Lieu Sites Law Enforcement - CRITFC’s Enforcement Department (CRITFE) patrols 150 miles of the Columbia River, including its shorelines in Oregon and Washington. In this area, CRITFC is the primary provider of enforcement services at 31 In-lieu and Treaty Fishing Access Sites (IL-TFAS) developed pursuant to Pub.L.87-14 and Pub.L.100-581 for use by treaty fishers from the Commission’s four member Tribes: the Confederated Tribes and Bands of the Yakama Nation, the Confederated Tribes of the Umatilla Indian Reservation, the Confederated Tribes of the Warm Springs Reservation of Oregon, and the Nez Perce Tribe. CRITFC’s officers have obtained BIA Special Law Enforcement Commissions to aid their efforts protecting and serving Tribal members and Federal trust properties along the Columbia River.

Columbia River-In Lieu Sites O&M – The budget includes funding for Operations and Maintenance (O&M) of the 31 In-lieu and Treaty Fishing Access Sites (IL-TFAS) CRITFC manages on the Columbia River.

Chippewa-Ottawa Resource Authority (CORA) - CORA and its member Tribes in Michigan have contracts to implement two Consent Decrees in *United States v. Michigan*. Both decrees were negotiated by CORA's member Tribes, the United States, the State of Michigan, and amicus groups.

The 2000 Consent Decree delineates the regulatory, management, and harvest allocation framework for the fishery resources reserved by the Tribes in Article Thirteen of the Treaty of March 28, 1836 (7 Stat. 491), as judicially recognized in *United States v. Michigan*, 471 F. Supp. 192 (W.D. Mich. 1979). The 2000 Decree is the second allocation agreement ordered by the Court, succeeding the 15-year Consent Decree issued in May 1985. It provides for the allocation of harvest opportunity in the treaty waters of Lakes Superior, Michigan, and Huron; a fisheries enhancement program; expanded conservation enforcement; and other resource programs for a term of 20 years.

The *United States v. Michigan* litigation was expanded in 2003 to include delineation of the inland rights reserved by the Tribes in Article Thirteen of the Treaty of March 28, 1836. Until 2003, only the rights to fish in the ceded portions of the Great Lakes under Article Thirteen had been litigated. After engaging in substantial discovery, the parties determined in 2006 to seek settlement of several harvesting issues. A Consent Decree was entered on November 2, 2007, in *United States v. Michigan* (Inland Consent Decree), covering the approximately 14 million acres of land and inland bodies of water of the 1836 Treaty. Unlike the Great Lakes allocation Consent Decrees of 1985 and 2000, the Inland Consent Decree has no end date.

The Inland Consent Decree clearly outlines the Tribes' obligations and responsibilities to protect and enhance the inland natural resources; to establish appropriate regulations of member harvesting activities; to provide adequate law enforcement personnel to ensure that such harvesting is conducted in compliance with applicable law; to provide judicial forums for the adjudication of any alleged violations; and to establish, implement, and maintain joint information and management activities through CORA.

The five Tribes that make up CORA are Bay Mills Indian Community, Grand Traverse Band of Ottawa and Chippewa Indians, Little River Band of Ottawa Indians, Little Traverse Bay Bands of Odawa Indians, and Sault Ste. Marie Tribe of Chippewa Indians. Through CORA, these five member Tribes engage in a total of 45 inter-agency and/or inter-governmental memberships involving fisheries or environmental management.

In order to sustain the Great Lakes fisheries, CORA Tribes produce approximately 1.6 million fingerlings annually in their fish hatcheries. Most of the fish produced from these hatcheries are Walleye but Lake Herring and Lake Sturgeon are also produced.

Western Washington Fisheries Management - This is a cooperative program with the State of Washington and private timber companies to improve forest practices on State and private lands with the result of providing protection for fish, wildlife, water quality, and other natural resources while providing long-term stability for the timber industry. The Timber, Fish and Wildlife (TFW) agreement was a landmark event between Tribes, State agencies, the timber industry and environmental groups. The agreement laid the framework for improved cooperation and working relations between the parties to maintain a viable timber industry and at the same time provide protection for public and Tribal resources including fish, wildlife and water, as well as the cultural/archaeological resources of Tribes. The TFW agreement has been the cornerstone for resolving resource issues on forestlands. The project is contracted by the Northwest Indian Fisheries Commission and individual Tribes in the State of Washington. Tribes coordinate continuing treaty harvest management, population assessment, habitat protection, stock enhancement, and data gathering programs involving fish, wildlife, and shellfish resources to which Indian treaty rights were reaffirmed in *United States v. Washington* (Boldt Decision).

Northwest Indian Fisheries Commission (NWIFC) - The Northwest Indian Fisheries Commission (NWIFC) is a natural resources management support organization for the western Washington Indian Tribes with treaty-reserved fishing, hunting and gathering rights. The NWIFC receives its policy and

programmatic direction from its 20 member Tribes. Below is more detailed information on the NWIFC's programs supported in large part by the Western Washington program.

Fisheries Services - The NWIFC Fisheries Services provides a wide array of programs and services that directly assist Tribal participation in numerous fishery management planning and implementation processes.

NWIFC Hatchery Program - The NWIFC Hatchery Program is designed to support the member Tribes' hatchery operations. The NWIFC provides technical assistance and other direct services to ensure Tribal hatcheries operate as effectively and efficiently as possible.

NWIFC Tribal Fish Health Center - The Tribal Fish Health Center (TFHC) provides fish health services to the western Washington treaty Tribes.

NWIFC Information and Education Services - Information and Education Services (IES) is an information clearinghouse on natural resource issues important to western Washington treaty Tribes. IES also works with State and Federal agencies, organizations and the public in cooperative information and education efforts regarding natural resource issues important to Tribes.

NWIFC Habitat Services - The NWIFC Habitat Services supports Tribal habitat recovery and protection priorities by providing Tribes with policy assistance and technical support on a wide array of issues and through numerous venues.

NWIFC Wildlife Program - The NWIFC wildlife program provides coordination and support services to its member Tribes on a variety of wildlife management issues and projects.



The Skokomish Tribe's fisheries staff seines the restored estuary to determine which fish species are using the side channel while migrating to and from Hood Canal.

Washington State Timber-Fish-Wildlife Project - This is a cooperative program with the State of Washington and private timber companies to improve forest practices on State and private lands with the

result of providing protection for fish, wildlife, water quality, and other natural resources while providing long-term stability for the timber industry.

Salmon Marking - Beginning in 2003, Congress directed all salmon released from federally funded hatcheries be marked so they could be identified for conservation purposes. In response, the Tribes developed an extensive program to mass mark hatchery production. Mass marking enables certain sport fisheries to be a “mark selective” fishery so anglers can distinguish between abundant hatchery salmon and their naturally produced counterparts. Mass marking also provides additional tools for evaluating and managing hatchery programs. The Tribes annually mass mark more than 5.5 million fish. Millions more are mass marked by the State, U.S. Fish and Wildlife Service, and the Canadian Government.

1854 Treaty Authority - Contract agreements with the 1854 Treaty Authority and its member Tribes in Minnesota facilitate resource management activities required by Federal court rulings and associated Tribal-State agreements resulting from *Grand Portage v. Minnesota*.

The 1854 Treaty Authority is an inter-Tribal natural resource management organization that manages the off-reservation hunting, fishing, and gathering rights of the Bois Forte and Grand Portage Bands of the Minnesota Chippewa Tribe in the territory ceded under the Treaty of 1854. The 1854 ceded territory contains approximately 6,400,000 total acres. The land and water base includes: 4,000,000 forested acres; 500,000 lake acres; 75,000 wetland acres; Lake Superior, 1,400,000 acres; and 425,000 acres for other uses.

Pacific Salmon Treaty (PST) - The Pacific Salmon Treaty (PST) of 1985 establishes fishing regimes from Southeast Alaska to the Oregon Coast. Regimes are set consistent with the allocation and conservation principles of Federal treaty fishing right cases (*United States v. Washington* and *United States v. Oregon*). Tribal policy representatives sit on the Pacific Salmon Commission (PSC) and the Southern and Fraser panels. Tribal representatives serve on the technical committees, which provide information to the panels and the PSC.

In 2018, the PSC completed negotiations for revised fishing regimes for Chinook, Coho, and Chum salmon. The revised fishing regimes will be in place until 2028. RPI funding allows the 25 Tribes named in the Pacific Salmon Treaty Act of 1985 to participate in the policy and technical processes associated with the negotiation and implementation of the Annex Chapters of the PST. These activities include the PSC Tribal Caucus, which provides a forum for policy and technical input to the Tribal Commissioners and Panel Members. RPI funding also assists the Tribes in collecting the field data necessary to implement the PST.

Subactivity - Tribal Management/Development Program (FY 2025: \$18,696,000; FTE: 1):

Program Overview:

Individual Tribes have jurisdiction over hunting and fishing activities on trust lands, and the Tribal Management/Development Program (TMDP) supports Tribal self-determination by allowing Tribal management of fish and game programs on Indian reservations. The program activities implemented

under TMDP are not court ordered but provide a means for Tribes to prioritize and implement natural resource management activities for their communities.

Contract agreements are executed with individual fish and wildlife resource Tribes to accomplish management objectives. Tribes administer programs that contribute significantly towards economic development and meet the growing national demand for outdoor recreation and tourism. These programs ensure the protection of millions of acres of habitat necessary for the conservation of fish, wildlife, and plant resources.

All management objectives are set by the respective Tribal governments; IA monitors contract agreements for each Tribe to ensure program compliance and the appropriate use of funds. The established Tribal programs funded through the Tribal Management Development Program are listed as follows:

TMDP Core Programs

Alaska Native Subsistence Program - The Alaska Subsistence program funding supports subsistence hunting, fishing, and gathering plus use of all wild resources (birds, mammals, fish, and plants) from the tundra, forests, streams, rivers, lakes, seashore, and ocean environments of Alaska. Subsistence practices are closely bound to the lifestyle of Alaska Natives, who have long relied upon the land to not only provide physical sustenance, but also to continue rich and diverse cultural traditions. Funds will support and expand projects in targeted areas across Alaska that involve Tribal cooperative management of fish and wildlife, to improve Tribal access to subsistence resources, and to also support IA's role in the Federal Subsistence Management Program in implementing Title VIII of the Alaska National Interest Land Conservation Act (ANILCA).



Nelchina Caribou as they migrate through the Ahtna Traditional Territory

Tribal Fish & Game Projects - This program provides base funding for 26 Tribal fish and game management programs and enforcement of Tribal fish and wildlife codes through acquisition of conservation law enforcement officers. The development and enforcement of fish and game codes is the cornerstone of fish and wildlife management, and Tribal lands provide an important component of fish and wildlife habitats across the larger landscape. These funds allow Tribes to manage habitat and fish and

wildlife resources while also collaborating with adjoining land managers to accomplish landscape-level management needs.



Nez Perce youth planting willow stands to recover beaver populations.

Native American Fish & Wildlife Society - For more than 35 years, the Native American Fish & Wildlife Society (NAFWS), a non-profit, has addressed needs of its 227 member Tribes directly, through conferences, training, and youth education; and indirectly through ongoing support of, and providing venues for government consultations, discussions, and by participating with innovative projects and initiatives in Indian Country. Through its years of assisting Tribal efforts to build capacity and services, the NAFWS enriches Tribes through its mission: assisting Native American and Alaska Native Tribes with conserving, protecting, and enhancing their fish, wildlife, habitat, and cultural resources.



Group photo of students that attended the NAFWS 2023 National Summer Youth Practicum at Colorado State University's Mountain Campus in Bellevue, Colorado.

Lake Roosevelt - Provides funds for the Confederated Tribes of the Colville Reservation and the Spokane Tribe of the Spokane Reservation as part of an MOU to conduct law enforcement and safety patrols along over 150 miles of the shoreline of Lake Roosevelt, in north central Washington State.



Lake Roosevelt Northern Pike Suppression and Monitoring Project

Upper Columbia United Tribes (UCUT) - The UCUT is comprised of the Coeur d'Alene Tribe, Confederated Tribes of the Colville Reservation, Kalispel Indian Community of the Kalispel Reservation, Kootenai Tribe of Idaho, and the Spokane Tribe of the Spokane Reservation. The UCUT continues its mission to serve its member Tribes' needs and interests by coordinating and uniting fish and wildlife mitigation and restoration work, and developing and participating in efficient local, regional, national, and international partnerships and cooperative relationships that result in direct on-the-ground implementation of efficient and cost-effective projects. The UCUT perform essential government functions to facilitate Federal trust responsibilities concerning the use, protection, and restoration of public resources, with significant benefits provided to regional economies across the Northwest.



The Fish and Wildlife Department of the Confederated Tribes of the Colville Reservation, members of UCUT, partnered with the NAFWS for their Endangered Species Program project focusing on the Canada Lynx. The photos above show project staff performing processing procedures on trapped Canada Lynx.

Lake Superior Co-management of Wisconsin Waters (LSCMWW) - Tribal commercial fishing in Wisconsin waters of Lake Superior under the Treaty of 1842 (7 Stat. 591) and Treaty of 1854 (10 Stat. 1109) with the Chippewa was affirmed in *State v. Gurnoe*, 53 Wis. 2d 390 (1972), which dismissed State prosecution against Tribal fishermen and initiated the current system of Tribal self-regulation. The US District Court for the Western District of Wisconsin also dismissed allegations from State prosecutors against Tribal fishermen in *United States v. Peterson*, 82CR70U (1984), in light of the regulatory provisions contained in the Lake Superior Fishing Agreement, first adopted in 1981, between the Red Cliff and Bad River Bands of Lake Superior Chippewa Indians of Wisconsin and the State of WI. Prior to and since the Federal court's decision in *US v. Peterson*, the Tribes have maintained sovereign rights to regulate Treaty harvest and cooperatively manage the Lake Superior fishery through subsequent renditions of the agreement in 1991, 1995, 2005, and 2018.

Inter-Tribal Buffalo Council (ITBC) - The Inter-Tribal Buffalo Council (ITBC), was established in 1992 to return buffalo to Indian Country in order to preserve the historical, cultural, traditional, and spiritual relationship between buffalo and Native Americans for future generations. Since its inception over 30 years ago, ITBC's membership has grown to 69 Tribes in 19 States, representing nearly one-million enrolled Tribal members on 32 million acres of Tribal land.



The efforts and commitments of our Tribes recognize the need and support for food sovereignty, economic development, and opportunities for establishing a healthy food source to improve health-related issues.

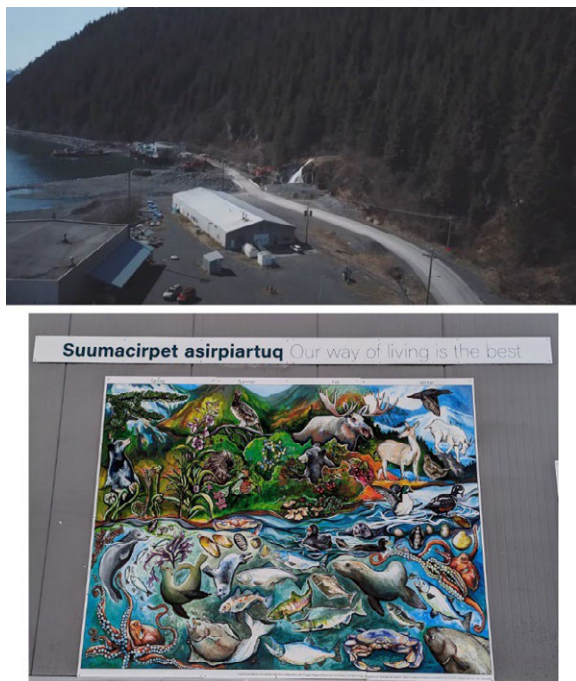
National Bison Range – Confederated Salish and Kootenai Tribe - The aboriginal homeland of the Confederated Salish and Kootenai Tribes (CSKT or Tribes) is located in present-day western Montana, northern Idaho and north into Canada. In 1855, the Tribes and the United States entered into the Hellgate Treaty, in which the Tribes ceded to the United States a significant portion of their aboriginal territory and reserved to themselves the Flathead Indian Reservation (Reservation) in northwestern Montana. The Hellgate Treaty expressly reserved to the Tribes the rights to hunt, fish and gather on and off Reservation. In addition, the Treaty recognized the Tribes' right to an agrarian lifestyle based on extensive, economically viable agricultural lands within the Reservation. On December 28, 2020, the Montana Water Rights Protection Act (Act) became law. The Act directed the National Bison Range to be relinquished from the U.S. Fish and Wildlife Service and be taken into trust and managed by the CSKT. This funding provides support for the CSKT to carry out the oversight and management of that bison range.

Wetlands/Waterfowl Management (Circle of Flight) - The Circle of Flight program is the Midwest Region's waterfowl and wetland enhancement program. Up to 39 federally recognized Tribal entities are

eligible to participate in this program including the Great Lakes Indian Fish and Wildlife Commission and the 1854 Treaty Authority. Tribes in the Midwest Region have a land base of almost 62 million acres comprising reservations and treaty-ceded territories, including almost five million acres of wetlands.

The Circle of Flight program supports Tribal wetland rehabilitation, waterfowl habitat enhancement, and wild rice production projects on Indian Lands and ceded territories in the States of Minnesota, Wisconsin, and Michigan. Improved Tribal wetland habitats support local wildlife populations, increased habitat availability for tens of thousands of additional ducks and geese in spring and fall migrations, expanded hunting opportunities for Tribal members and the general public, economic development possibilities for Tribes, and enhanced wild rice gathering opportunities that are essential for maintaining Tribal lifeways. Wild rice is a cornerstone resource that strengthens Tribal culture and wildlife habitat. Tribes effectively manage over 200,000 acres of natural wild rice beds and, in the process, provide significant waterfowl feeding and nesting areas that are unique to the Midwest Region.

Chugach Regional Resource Commission (CRRC) - CRRC is a Tribal non-profit consortium comprised of seven Alaska Tribal governments and non-profit organizations located within Alaska's Chugach Native Region in south central Alaska. CRRC has been working with its member Tribes for over 30 years in natural resource management and development. These include the Native Villages of Nanwalek, Port Graham, Chenega, Tatitlek, Eyak, and the Qutekcak Native Tribe and Valdez Native Tribe non-profit organizations. The success of these programs from both an economic and a social standpoint has made them an integral part of overall Tribal development.



Photos of the Alutiiq Pride Marine Institute (APMI), a tribally managed marine research facility located in Seward, Alaska. APMI is a major subsidiary of the Chugach Regional Resources Commission.

Salmon and Steelhead Habitat Inventory and Assessment Program (SSHIAP) - In 1995, the Northwest Indian Fisheries Commission (NWIFC) and the State of Washington established the SSHIAP as a

partnership-based information sharing project. SSHIAP provides data management, sharing, and analysis on freshwater, marine, and nearshore habitat, and salmonid stock distributions within western Washington State. The goal of SSHIAP is to advance the understanding of fish and wildlife habitat by promoting the development, acquisition, dissemination, and delivery of key habitat information to resource managers, researchers, and policy makers. SSHIAP organizes data using a geographic information system (GIS) that allows for local watershed and regional scale analysis. This analysis assists the State of Washington and Tribes by identifying salmonid habitat protection and restoration needs and tracking status and trends in habitat conditions over time. GIS enhances the ability of SSHIAP to integrate and analyze habitat information acquired from a wide variety of sources.

SSHIAP uses a web-based interactive map service, which enables managers, scientists and the general public to access information about their individual watersheds and the region which surrounds them. Objectives are to document past and present habitat conditions, build a consistent approach to storing and analyzing habitat and monitoring data, assess habitat quantity and quality, assess relationships between stocks and habitat, and recommend integrated protection and restoration strategies.

TMDP Funding Allocations

Region/Tribe	FY 2023 Actual	FY 2024 CR	FY 2025 Request
Fort Hall	509	509	510
Nez Perce	468	468	469
Yakama	963	963	964
Lake Roosevelt	724	724	725
Upper Columbia United Tribes	644	644	645
Salmon and Steelhead Habitat Inventory and Assessment Program	907	907	908
National Bison Range – Confederated Salish and Kootenai Tribes	2,093	2,093	2,094
Ute Mountain	106	106	107
Zuni	137	137	138
Bad River	284	284	285
Great Lakes Tribes	52	52	53
Lac Courte Oreilles	154	154	155
Lac Du Flambeau	323	323	324
Mole Lake	129	129	130
Red Cliff	400	400	401
St Croix	147	147	148
Stockbridge-Munsee	52	52	53
Circle of Flight	773	773	774
Lake Superior Co-management of Wisconsin Waters	383	383	384
Blackfeet	405	405	406
Crow	57	57	58
Fort Belknap	96	96	97
Fort Peck	301	301	302

Northern Cheyenne	64	64	65
Wind River	164	164	165
Hualapai	559	559	560
Colorado River Tribes	102	102	103
White Mountain Apache	202	202	203
San Carlos Apache	111	111	112
Summit Lake	147	147	146
Uintah Ouray	55	55	56
Intertribal Buffalo Council	1,523	1,523	1,523
ITBC Projects (Yellowstone Bison)	809	809	810
Native Amer. Fish & Wildlife Society	427	427	428
Regional Office Support (Midwest Region)	16	16	17
Regional Office Support (Great Plains Region)	16	16	17
Chugach Regional Resource Com	448	448	449
Alaska Subsistence	592	592	593
Alaska Subsistence Projects	2,951	2,951	2,952
Central Office F&W Projects	251	251	222
Red Lake OSG Project			31
Mille Lacs OSG Project			6
Oneida OSG Project			11
Grand Portage OSG Project			7
Fond Du Lac OSG Project			17
White Earth OSG Project			30
Quinault OSG Project			18
Chippewa Cree OSG Project			8
Duck Valley OSG Project	0	0	17
Total TMDP	18,544	18,544	18,696

Subactivity - Endangered Species (FY 2025: \$6,280,000; FTE: 2):

Program Overview:

This program coordinates IA and Tribal responsibilities regarding compliance with the Endangered Species Act (ESA), Pub.L. 93-205, and the related protection and preservation of trust lands and resources. Due to IA oversight authority, Tribal projects are subject to Section 7 of the ESA, which causes Tribal activities to have more restrictions than would be required of private landowners, corporations, or States. For many Tribes, trust resources such as timber, water, and fisheries represent their only stable source of income. Funding for the ESA program has enabled IA to defray the costs associated with meeting the mandates of Section 7 of the ESA on Tribal lands, while also allowing Tribes to protect, recover, and manage important species, whether afforded protections by Federal or Tribal listing processes. The FY 2023 budget funded 63 projects across 48 Tribes and 3 Tribal Organizations. An example of ESA program funding successes is the Yurok Tribes' condor reintroduction project achieving a historic reintroduction of Prey-go-neesh (California Condor) in Yurok Country.



Photos above show the Yurok Condor flight pen and observation blind where the Tribe monitors, studies, and cares for Prey-go-neesh until they can be released into Ancestral Territory. Once released, the Tribe continues to monitor the flock, and the health of individual birds, using carrion to lure them to an area where they can be safely observed.

Subactivity – Tribal Climate Resilience (FY 2025: \$48,837,000; FTE: 22):

Program Overview:

IA has a trust responsibility to American Indian Tribes and Alaska Natives Villages to protect trust lands and trust resources and maintain fish and wildlife needed for subsistence harvests. Protecting and enhancing healthy and resilient ecosystems that are particularly vulnerable to climate change is integral to the fabric of Indian cultures and ways of life.

Funding requested in this program supports improving the long-term resilience of communities through the Relocation, Managed Retreat, and Protect-in-Place Awards program. The funding provides the support needed for critically vulnerable communities to help sustain ecosystems that support fish, wildlife, forest, and other natural resources for critical subsistence and cultural resource needs. The funding will provide planning and design tools needed for efficient relocation, managed retreat, and protect-in-place planning and implementation. The funding will also enable coordination of Federal and non-Federal partners to improve outcomes and implement a Relocation Framework and Hazard Mitigation Framework that will assist Tribes in decision-making on whether or not they should implement full relocation, partial managed retreat, or other options.

The Tribal Climate Resilience Program (TCRP) further focuses on climate preparedness and provides grants through the Tribal Climate Adaptation Grants. These grants assist Tribal governments with climate adaptation and preparedness. Tribes also use the funding to prioritize climate resilience due to concerns about availability of subsistence food resources, water, and other necessities. The program supports Tribal governments and trust land managers with training, data, tools, and access to technical experts in order to understand community vulnerabilities to landscape-level change and identify risk management strategies. The TCRP coordinates with other Federal, Tribal, and State partners to invest in the information and tools to support managers, thereby enabling Tribal and trust managers to implement strategies for resilient communities and to encourage cooperative solutions.

The budget also supports the BIA Tribal Youth Corps, which help tackle the issues of the 21st Century and work towards the goals set out by the President: 1) conserving and restoring public lands and waters, 2) bolstering community resilience, 3) increasing reforestation, 4) increasing carbon sequestration in the agricultural sector, 5) protecting biodiversity, 6) improving access to recreation, and 7) addressing the changing climate.

The BIA currently operates or participates in multiple programs dedicated to hiring young adults to accomplish several of these goals. With this additional investment, the BIA intends to expand its capacity to host Tribal Youth Corps teams, recruit diverse candidates, establish a living wage requirement for the program, and expand program administration in order to streamline financial assistance and increase ability to operationalize performance data.

This program requests funding for FY 2025 to support the National Seed Strategy (NSS) and Nature Based Solutions (NBS) strategy. The NSS funding would help advance the critical scientific requirements by supporting botanists and ethnologists who will seek out Indigenous Knowledge to incorporate into

revegetation restoration practices. The funding will also support co-developed climate adaptation and resilience best management practices for seed production and use in restoration, as well as funding several critical investments to clarify the national seed supply chain. The funding for NBS would support the White House national strategy to prioritize Nature Based Solutions that benefit people and nature, advance equity, be evidence informed, integrate continuous improvement (through Adaptive Management), and advance collaboration/co-stewardship opportunities.

Subactivity - Integrated Resource Info Program (FY 2025: \$3,223,000; FTE: 10):

Program Overview:

The Branch of Geospatial Services (BOGS) is the single geospatial technical center for the BIA which operates under the Office of Trust Services to deliver accurate, timely, and cost-effective Federal land title services and natural resources data to Indian beneficiaries and Tribes. This program provides Geographic Information Services (GIS) software, training, technical support including geospatial database management, and programming and project support. This work is required for land status title mapping and sound management of natural resources on over 10 million acres belonging to individual Indians and 50 million acres held in trust or restricted status for Indian Tribes. BOGS is developing new authoritative National Trust Land Boundary data to be shared across DOI, with Tribes, and other Federal and State agencies through a new IA Spatial Data Strategy Plan. Partnerships and delivery of this information avoids duplication of efforts between agencies, establishes one authoritative source, eliminates the distribution of inaccurate and misinformation, and improves and increases the delivery of professional trust services. GIS can accurately and rapidly translate and graphically display land ownership and encumbrance information from alphanumeric Trust Asset Accounting Management System (TAAMS) data. This data is used to create land status maps, conduct analysis, modeling, reporting, and monitoring to support future web mapping applications.

This funding provides support for three main program areas: Geospatial Helpdesk Extended Technical Support and Services, GIS Software and Resources, and Geospatial Training.

Geospatial helpdesk for extended Support and Services - Under the ESRI Enterprise License Agreement (ELA) with DOI, BOGS is required to provide Tier 1 technical support for software installations and issues, support for best practices, geospatial workflows, and guidance on enterprise processes, analysis, modeling, and data management.

GIS software and resources - This funding provides 7,250 Tribal and 2,000 IA GIS software licenses and access to the National Agriculture Imagery Program (NAIP) and other GIS-related resources. These resources strengthen Tribal governments, support Tribes in exercising their authority as sovereign nations, enhance the quality of life in Tribal communities, and protect and preserve trust lands and trust resources by providing critical access to data. Through BOGS support, many Tribes have been able to expand their use of GIS to the enterprise level and use GIS as a tool to improve decision making and develop sustainable Tribal GIS programs.

Geospatial Training - This funding provides more than 24 GIS-certified instructor-led trainings for Tribal and IA employees.

Subactivity - Agriculture & Range (FY 2025: \$41,005,000; FTE: 102):

Program Overview:

Agriculture Program (TPA) [\$28,689,000; FTE: 102]:

The Agriculture and Rangeland Management Program promotes co-stewardship, conservation, multiple use and sustained-yield management on over 46 million acres of trust Indian land dedicated to crop and livestock agriculture. Program responsibilities are carried out by IA agency personnel or by individual Tribes through Indian self-determination agreements under Pub.L. 93-638.

Activities include soil and vegetation inventories and noxious weed surveys that provide data to support programmatic and lease/permit-level planning, land-use management decisions, and program review and development. IA staff provide technical assistance to and participate with Indian landowners, Tribal governments, and land users to develop, update, and amend land use plans under the principles of sustained-yield and multiple-resource management. The program supports programmatic resource management planning (Integrated and Agricultural Resource Management Plans), which incorporates reservation-level goals for resources and activities designed to meet those goals. Conservation planning for individual leases and permits is also supported where specific land-unit goals, activities, and responsibilities are described. Technical support is provided for the design, engineering, and implementation of cropland and rangeland improvements, such as drainage systems, erosion control, fencing, and livestock water sources. Staff work to secure financial assistance for the implementation of agricultural improvement projects as well. The program also supports a student intern program as required under the American Indian Agriculture Resource Management Act (AIARMA).

The program, in cooperation with Department of Agriculture, formulated and updated a 2019 MOU with the Natural Resource Conservation Service and the Farm Services Agency to improve services to Tribes. The program assists Regions and Agencies in the identification of noxious plant inventories and control projects, conducts a national agriculture agency seminar for regional range managers and soil conservationists, and supports agencies in the permitting and leasing of farm and range lands in TAAMS.

Agriculture and Rangeland Management will conduct rangeland vegetation surveys, noxious weed surveys, and the development of programmatic resource management plans. The program will provide technical guidance for administration of grazing permits and provide management expertise and technical support for crop agriculture and grazing leases.

Invasive Species [\$12,316,000]:

There are two components to the Invasive Species Program, a noxious weed component and a more general component focused on the prevention, control and management of any invasive species threatening or impacting Tribal resources.

The noxious weed component of this program provides on-the-ground management and treatment of noxious weeds on trust rangelands. This component provides financial and technical assistance to Bureau Agencies, Tribes, and Tribal entities to implement weed control projects on trust rangelands. Competitive funding criteria emphasize cooperative and integrated weed management, local priority species, and Early

Detection/Rapid Response. The program also provides and supports weed awareness training and research into biological control.

The more general invasive species component of this program provides funding to assist Tribes in the prevention, control, and management of invasive species threats that occur outside the realm of agricultural operations. This component of the program protects important Tribal resources such as fisheries, recreation, wildlife, clean water, healthy ecosystems, and forest health, by providing Tribes with funding to address invasive species issues on a landscape level, through collaboration or by developing their own management strategies where ongoing efforts do not exist. This funding allows Tribes to participate in collaborative and landscape level invasive species management efforts.

The FY 2023 funding provided for 96 invasive species projects across 75 Tribes and 3 Tribal organizations.



The Wind River Indian Reservation's Tribal Fish and Game Department worked in partnership with the BIA, USFWS, the State of Wyoming, Tribal Roads Department, and Fremont County to complete their Feral Horse Removal invasive species project in early 2023. An estimated 36,018 animal grazing units were recovered by removing 2,001 feral horses from Tribal lands.

Subactivity - Forestry (FY 2025: \$69,205,000; FTE: 136):

Program Overview:

The Forestry Program conducts management on Indian forest land in accordance with sustained yield principles in an effort to develop, maintain, and enhance forest resources. Indian Forestry has a unique standing among Federal land management programs in that Congress declared the United States has a trust responsibility toward the management of Indian forest lands pursuant to the National Indian Forest Resources Management Act of 1990 (NIFRMA) (Pub. L. 101-630, Title III, 104 Stat. 4532). This responsibility extends to the management of Indian forests covering a total of 19.2 million acres in 33 States, with a commercial timber volume of approximately 66 billion board feet with an allowable annual harvest of 732 million board feet.

BIA and Tribal forest managers recognize forest and ecosystem health does not stop at the reservation border. Creating resilient, productive forest lands within and adjacent to Indian reservations requires collaboration with Federal, State, and private landowners. The Tribal Forests Protection Act of 2004 (Pub. L. 108–278, 118 Stat. 868) was intended to protect Tribal forest assets by authorizing the Secretary of Agriculture and the Secretary of the Interior to enter into agreements or contracts with Indian Tribes to carry out projects to protect Indian forest land. Current Federal efforts aimed at creating healthy, resilient forests, preventing large-scale resource loss due to wildfire, and fully implementing climate-related strategies are expected to better facilitate Tribal work with the US Forest Service and the Bureau of Land Management as larger cross-jurisdictional land management treatments are developed and implemented. Planning and executing forest land management activities, including commercial timber sales, is the best mechanism to gain support for infrastructure investments by forest products companies who rely on a steady, dedicated supply stream to ensure economic viability.

Forestry Program (TPA) [\$36,211,000; FTE: 109]:

The Forestry Program (TPA) subactivity funds work associated with the preparation and administration of forest products sales, and the management and technical oversight of those activities on Indian forest land to develop, maintain, and enhance forest resources in accordance with the principles of sustained yield and with the standards and objectives set forth in forest management plans. The program encompasses all elements of sale preparation, sale administration, and supervision of forest product harvesting contracts. Staff and resources funded through the Forestry Program (TPA) account are dedicated to the preparation and administration of forest product sales. This program supports the protection and enhancement of Indian forest land and natural resource assets by assisting Tribes with the management of their lands, consistent with Tribal goals and objectives identified in forest management plans or integrated resource management plans.

Continued emphasis will be placed on work associated with the preparation and administration of forest products sales, and the management and technical oversight of those activities. The sale of forest products is a principal trust responsibility and a key source of Tribal revenue, Tribal employment, and employment of others who benefit from the sale of Indian forest products. The harvesting of forest products is essential in promoting self-sustaining communities, maintaining forest health, and protecting Indian forests and communities from wildfire, insect, and disease. The ability to restore forest health and create climate-adaptive ecosystems is dependent upon IA's ability to effectively assist Tribes in the management of their forest lands.

Indian Forest Management Assessment - As required by NIFRMA, the Secretary must ensure Indian forest land management is independently assessed every 10 years.

NIFRMA states that IFMATs shall be national in scope and centered on eight topics of inquiry:

- a) Management practices and funding levels for Indian forest land compared with Federal and private forest lands;
- b) The health and productivity of Indian forest lands;
- c) Staffing patterns of IA and Tribal forestry organizations;
- d) Timber sale administration procedures, including accountability for proceeds;

- e) The potential for reducing IA rules and regulations consistent with Federal trust responsibility;
- f) The adequacy of Indian forest land management plans, including their ability to meet Tribal needs and priorities (such as harvesting the AAC);
- g) The feasibility of establishing minimum standards for measuring the adequacy of IA forestry programs in fulfilling trust responsibility; and
- h) Recommendations of reforms and increased funding levels.

Findings and recommendations developed by the IFMAT are used in guiding Indian forest management activities in the future and serve as a principal communication tool in explaining the challenges and opportunities of managing the Indian Timber Trust to the Department, the Office of Management and Budget, and Congress.

Forestry Projects [\$32,994,000; FTE: 27]:

This subactivity includes programs such as Forest Development; Forest Management, Inventory and Planning; Woodland Management; and the Timber Harvest Initiative.

Forest Development activities include pre-commercial thinning of overstocked forests, as well as tree planting; both essential post-harvest activities that provide for healthy, vigorous forests, and protect young stands from wildfire, insects, and disease. The thinning of overstocked stands also accelerates growth rates of remaining trees, increases future volume yield, and improves species composition. Post-harvest tree planting is a critical management activity. Adequate stocking levels at the time of planting ensures a healthy future forest resource capable of providing wood fiber, important habitats, clean water supply, and recreational opportunities. Frequently, tree planting strategies include planting a mix of tree species to broaden potential future market opportunities and help ensure a climate-adaptive forest in the future.

Forest Management, Inventory and Planning includes geospatial analysis, measurement of trees and other forest vegetation, determination of tree growth, and documentation of long-term trends. BIA and Tribes currently use continuous forest inventories and stand exams to develop forest-wide estimates of regeneration, growth, mortality, and forest health. The inventory data is used to calculate the allowable annual cut (annual sustained yield harvest), and to develop environmental compliance documents, forest management plans, and forest histories. Generally, inventory data is collected across forest lands held in trust status for Tribes and provides the foundation for management decisions on those lands. The program also has integrated the use of Light Detection and Ranging (LiDAR) which helps BIA and Tribal foresters attain highly accurate landscape level data across ownership boundaries in a more cost-effective manner, and in a shorter time frame. This information can be used to assess forest health, areas at risk of wildfire, areas susceptible to or impacted by climate change, identify areas where restoration projects would be beneficial, and promote collaborative efforts with other Federal land managers.

Woodland Management activities occur in forested areas where traditional logging operations are considered uneconomical. However, these areas, such as the pinyon-juniper woodlands of the Southwest, have important fuelwood, cultural, spiritual, and traditional characteristics important to Tribes. Woodland acres may also include valuable niche market products including beams, vigas, latillas, transplants, and species conducive to the manufacture of specialty woodworking lumber. Indian woodlands encompass

over 10 million acres. Treatments in Tribal woodlands include density and stand composition treatments that improve resilience, water yield and water quality, control of invasive species, and preserve important plants and animals. Over the past decades, many woodlands areas have degraded due to grazing, deferral of management activities and impacts associated with a changing climate. Restoration efforts are becoming increasingly important to ensure that the woodland resources are protected and preserved for the future benefit of Tribes.

The Timber Harvest Initiative is used to improve the implementation of forest land management activities and promote the harvest of forest products on reservations where BIA and Tribal forestry staff are unable to meet their allowable annual cut. Factors that contribute to declining harvests include workforce reductions, lack of training, shifting forest products markets, and loss of local infrastructure. BIA Forestry established a Timber Team in FY 2020 to help BIA and Tribal forestry staff meet their allowable annual cut and to develop training and recruitment opportunities for BIA and Tribal foresters. The Timber Team travels to field units to provide assistance and expertise in preparing and managing timber sales and other forest management activities. This funding provides additional resources to BIA Agencies or Tribes to prepare and offer timber sales, and to administer timber sales.

Subactivity - Water Resources (FY 2025: \$18,718,000; FTE: 9):

Program Overview:

Water Resources Program (TPA) [\$8,427,000; FTE: 2]:

The Water Resources Program allows Tribes and BIA Regional Offices to protect and manage Tribal water resources. The program assists Tribes in developing and maintaining a managerial environment which ensures water resources are conducted in a manner consistent with applicable laws and regulations. Funding supports the administration, management and use of regional water resources appurtenant to Tribal and Indian trust lands, including public domain allotments.

Water Management, Planning & Pre-Development [\$10,291,000; FTE: 7]:

The Water Management Planning and Pre-Development (WMPPD) program supports the management, conservation, and use of reservation water resources that enhance the quality of life, environment, and economic conditions on all Indian trust lands. Funds are used for technical studies and developing sound economic and conservation principles that ensures Tribal water resource programs are conducted in a manner consistent with applicable laws and regulations. The studies and other information may also supply critical information for the Department's Indian water rights settlement negotiation teams.

The program awards funding for projects using IA's published process (Notice of Revised Instructions for Preparing and Prioritizing Water Program Funding Requests, Federal Register, Vol 70, No. 201, October 19, 2005). Each year under this process, IA solicits funding proposals for eligible projects from Tribes and regional offices. A review team evaluates, scores, and prioritizes all proposals. The program funds higher scoring proposals at various levels, subject to the constraints of available funding. Project funding is non-recurring.

Additionally, the WMPPD program supports the BIA Water Resources Technician Training Program where students compete nationally to attend a month-long concentrated academic training program in the

field of hydrology. Upon successful completion of the training, the students qualify to be placed in Water Resources Internship programs throughout the country with Federal and Tribal water agencies. They also become eligible as AmeriCorps Interns to work towards acquiring an AmeriCorps Education Stipend.

Subactivity - Fish, Wildlife and Parks (FY 2025: \$24,019,000; FTE: 2):

Program Overview:

This program supports the BIA mission of fulfilling Indian trust responsibilities by enabling Tribes to meaningfully exercise their treaty fishing, hunting, and gathering rights. The program funds Tribal projects in the areas of fisheries management and maintenance, wildlife management, outdoor recreation management, public use management, conservation enforcement, and related fields.

Wildlife & Parks Program (TPA) [\$11,023,000; FTE: 2]:

This program supports the Wildlife and Parks program at the Agency or Tribal level. Funding is provided to Tribes through a local priority setting process determined by the Tribe and IA to fund Tribal activities in the areas of fisheries, wildlife, outdoor recreation, Tribal youth in natural resources, and public use management, conservation enforcement, and related fields. Activities conducted are determined by Tribes, and cover a broad array of diverse fisheries, wildlife, conservation enforcement, public use, habitat management, and related programs. Tribes, through the local priority setting process, will determine any changes in the allocation of annual funding and performance.

Fish, Wildlife & Parks Projects [\$12,996,000]:

Fish Hatchery Operations Program [\$3,314,000]- This funding is provided to fish-producing Tribes in support of associated hatching, rearing, and stocking programs. Tribal fish hatchery facilities are provided with base funding for aquaculture and enable cost share/in-kind cooperative work with neighboring Tribes, Federal agencies, and State fishery managers. This type of fish production helps achieve mandated fish recovery efforts throughout the Pacific Northwest and Great Lakes States where all Tribes in the States of Alaska, Washington, Oregon, California, Idaho, Minnesota, Wisconsin, and Michigan may benefit. The benefits of Tribal hatchery production are far-ranging and linked to benefits both locally and also to larger markets, including commercial and recreational fishing, tourism, and larger ecosystem benefits. Millions of fish are produced each year, driving Tribal employment, subsistence, nutrition of Tribal families, and preservation of cultural traditions, recreation, Tribal and non-Tribal local communities and larger markets and interdependent economies.

Tribes in the Pacific Northwest operate 37 hatchery facilities and 6 net pens. In the Northwest Region, eight of the forty-five Tribes receive hatchery operations funding. Salmon and steelhead trout released from Tribal hatcheries in the Pacific Northwest benefit Indian and non-Indian commercial and sport fisheries in the US and Canada and help satisfy Indian subsistence and ceremonial needs. The programs at these facilities have different purposes including production for harvest, rebuilding wild stocks, education, and producing fish from wild broodstock to serve as regional indicator stocks for implementing the Pacific Salmon Treaty. These facilities spawn and rear five species of Pacific salmon and steelhead.

Fish Hatchery Maintenance Program [\$9,682,000]- These funds supplement facility maintenance for 92 Tribal hatcheries across the Nation. The FY 2023 budget funded 146 projects across 46 Tribes. Maintenance is necessary to extend the life of the hatcheries and rearing facilities so Tribes can continue their fishery programs. Funding is provided to fish-producing Tribes based on an annual ranking of maintenance project proposals received. The ranking factors use procedures and criteria in the areas of health and safety, water quality compliance, economic benefits, rights protection, resource enhancement, and providing educational opportunities for Tribal youth. Typical projects include re-lining raceways, replacing water pumps, upgrading alarm systems, fencing, roof and ceiling repair, and rearing tank installation. Funding for projects within this program is distributed on a competitive basis.

Tribal hatcheries continue to play a vital role in supporting Tribal fisheries. Hatchery-produced salmon now contribute the majority of salmon harvested in all Washington fisheries, both treaty and non-treaty. Therefore, Tribal hatcheries are a major contributor to the economic value of Washington's commercial and recreational salmon fisheries. In several cases, the Tribal hatcheries are providing the only harvestable salmon and steelhead for the Tribe. For the Boldt Case area Tribes, these hatcheries are an essential component of the Tribes' economies. The production from Tribal hatcheries is also harvested by non-Tribal commercial and recreational fishermen. In the Great Lakes Region and throughout the rest of the country, recreational opportunities created by the stocking of trout, walleye, and other species provide for Tribal subsistence while also attracting sport fishermen to Indian reservations and assisting in the development of reservation economies.



Lac du Flambeau Walleye hatching jars at the William J. Poupart, Sr. Tribal Fish Hatchery.

All of these efforts are working to address the ongoing challenges of climate change. Hatcheries have to be able to adjust to the increasing water temperatures that impact rearing cycles. If they cannot adjust, production can be severely impacted, which in turn threatens the economic, cultural and subsistence levels of the hatchery Tribes.

In FY 2024, IA plans to enable Tribes to modify and engage efforts measured to emerging micro and macro climate issues, and ensure resilience in planning, development, and operations with climate management considerations.

Subactivity – Energy and Minerals (FY 2025: \$33,634,000; FTE: 56):

Program Overview:

The Energy and Minerals program promotes and provides technical assistance for the management of renewable energy, conventional energy, and mineral resources. The Department of the Interior holds in trust 56 million surface acres and 59 million acres of subsurface mineral estates and assists Tribes and Indian allottees to manage this land throughout Indian country. This program element represents base funding for Energy and Minerals programs that directly contributes to energy and mineral development on reservations.

The Division of Energy and Minerals Development (DEMD) offers a suite of programs and services to assist Tribes in exploring, developing, and managing their energy and mineral resources. These programs build the capacity of Tribes to manage their resources. Working closely with Indian resource managers and agency staff, DEMD helps trust landowners understand their resource potential, the likely location of these resources, potential land use impacts and environmental concerns, and the nature of the business agreements and terms offered by developers. Managerial and business training is also integrated into DEMD's programs.

Energy & Minerals Program (TPA) [\$4,711,000; FTE: 26]:

This program provides Tribal base funding for Energy and Minerals programs that directly contribute to energy and mineral management on the reservations. This program is administered at the Tribal organizational level. Non-base funding within this TPA line supplements the Tribal Energy Development Capacity program funded under the Energy & Minerals Projects line. This capacity-building program facilitates the development of conventional and renewable energy with a focus on self-determination opportunities for Tribes.

Energy & Minerals Projects [\$22,223,000; FTE: 15]:

This program level encompasses the bulk of the work performed by the DEMD through technical staff and competitive project funding. The DEMD delivers projects to Tribes that incorporate solutions for their existing and anticipated energy, mineral and economic demands to contribute to a sustainable future.

Many Tribes experience ongoing power reliability, affordability, and resiliency problems, which disrupts their ability to create and maintain economic development in their communities. This is exacerbated by the threats of climate change, including droughts, wildfires, flooding and extreme weather events, that directly impact local energy systems. Thus, comprehensive energy infrastructure planning and deployment has been and continues to be a high priority for building sustainable economies on Indian land. Overall, investment in local energy development will help to mitigate climate-related risks and enhance long-term economic development opportunities that go along with access to reliable energy infrastructure. The program is intended to assist Tribes in building resilience, spurring economic growth, realizing a circular economy, and driving them towards a more sustainable economic future.

- *Renewable Energy* - DEMD views renewable energy as one of the many tools available to American Indians and Alaska Natives for creating sustainable economies on Indian land. Many Indian reservations are well positioned to either access or provide a stable source of competitively

priced, low carbon energy. Energy security is an issue that is at the forefront of the manufacturing industry. Of the more than 320 American Indian reservations in the lower 48 States, more than 200 have the energy resource potential needed to create and sustain a 1 to 25 megawatt renewable-power generation facility. Alaska Native Corporations and Villages have considerable resource potential as well.

This provides a great opportunity for both Tribes and private industry to team up and take advantage of the available energy resources. A tremendous need exists to quantify these potentials on individual reservations to gain a better understanding of how to best develop these resources.

Based on the Division's frequent and highly involved interactions and collaborations with Tribes on their renewable energy projects, the primary reasons behind a Tribe's desire to develop renewable energy projects were found to involve one or more of the following motivations: sovereignty; energy independence, security, and diversification; environmental benefits and sustainability; and economic impact by strengthening and solidifying the Tribal economy.

Renewable energy systems can reduce electricity costs as well as heating costs. DEMD technical assistance and grant funding aids Tribes in high energy-cost areas to evaluate their renewable energy resources to determine if lower energy costs can be achieved through renewable energy development. These smaller renewable energy projects, where the produced energy is used locally, can have a great economic impact on the local Tribal community through job creation and energy cost savings. Smaller projects can also be easier to finance, easier for a Tribe to solely own, and easier to connect into the existing transmission system. DEMD assists Tribal exploration efforts in order to develop renewable energy opportunities that facilitate Tribal economic development goals. Technical assistance is provided through a team of engineers, geologists, economists, and business development specialists.

DEMD is seeing increased interest in small renewable energy projects, ranging from 250 kW to 3 MW. High local retail electricity rates and high heating rates can indicate an opportunity for energy savings and job creation from small renewable energy projects. Tribes in those regions often struggle to keep up with above-average annual heating costs, especially when using heating oil or propane.

The Division of Energy and Minerals Development (DEMD) provides direct technical assistance and administers two competitive grant programs for Tribes seeking to develop, market, and regulate their energy and mineral resources. DEMD is presently managing 95 active Tribal energy and mineral grant projects with 65 Tribes. Five DEMD-funded projects on five Indian land bases resulted in successful creation of Tribally operated energy and mineral business ventures reflecting advances in Tribal sovereignty and economic growth.

IA will continue to engage with Tribal authorities regarding the development and management of renewable energy resources on Tribal lands. With the increase to invest in Tribal clean energy programs, DEMD will obtain additional resources for both technical assistance and document processing, provide grant funding to aid Tribes in high energy cost areas to evaluate their renewable energy resources, and fund an anticipated 160 renewable and distributed power projects at various Tribes averaging \$250,000 per project. These renewable energy projects encompass solar, waste to energy, hydroelectric,

geothermal, biomass, and wind resources. More than half of these are small, community scale projects, where Tribes are seeking opportunities to reduce local energy costs and enhance energy security. One such effort is to develop and further define and quantify Tribal energy sources for Industrial Scale Energy Production. The primary purpose is to provide a reliable energy resource that could be utilized in manufacturing and industrial processes. DEMD will focus on energy using high-capacity factor (reliable and uninterrupted) such as hydroelectric, geothermal, biomass, and waste-to-energy.

Energy and Mineral Development Grant Program - Each year, DEMD offers Tribes the opportunity to obtain grant funding program for energy and mineral assessment projects by way of the Energy and Mineral Development Program. The Division solicits proposals from Tribes, and grantees are selected through a competitive review process based on criteria that emphasize economic stimulus, job creation, and the likelihood of the project's commercial success. The Division monitors awarded projects to ensure funds are prudently spent and offers technical assistance to grantees throughout the life of the project.

Tribal Energy Development Capacity Grant Program - This annual funding opportunity enables Tribes to develop or enhance their management and business environment for energy resource development.

National Indian Oil and Gas Evaluation Management System - This system provides GIS and data management support to Tribes and Federal agencies for energy development. It reads data from several sources and displays it as a map to show lease locations, leases by company, well locations, lease data, production data, and other key information. This enables users to track critical data and make prudent decisions regarding leasing, developing, and managing energy and mineral resources.

National Indian Oil and Gas Evaluation Management System (NIOGEMS) is used by Tribes and government agencies to locate energy and mineral resources using the data viewer and mapping capabilities. Currently, NIOGEMS has 50 Tribal users on eight reservations and 161 Federal users. NIOGEMS is the best tool for the necessary regulatory analysis needed for oil and gas development. It is the only platform available to Indian country that brings land ownership and lease data together with Communitization Agreements and well/production data. By bringing together BLM land data, with BIA ownership and lease data and industry well and production data, NIOGEMS allows regulators to open one application for the review of industry requests.

Energy & Minerals Central Oversight [\$5,751,000; FTE: 12]:

Energy & Minerals Central Oversight provides for staff to meet specific legislative requirements concerning trust responsibilities, such as those under the Linowes Commission and Indian Mineral Development Act (IMDA), including:

- Providing economic evaluations of energy and mineral resources to Indian mineral owners as requested;
- Furnishing expert technical advice on geology, mining engineering, petroleum engineering, geophysics, feasibility studies, market analyses, and mineral economics to Indian mineral owners; and
- Dispensing expert technical advice to the Indian mineral owners in negotiating IMDA agreements with respective developers.

The Division of Energy and Mineral Development assists the Federal government in meeting its trust responsibilities under the Indian Mineral Development Act. From FY 2019 to FY 2023, DEMD has worked with Tribes to negotiate 28 Indian Mineral Development Act leases for oil and gas.

Indian Energy Service Center - This subactivity includes funding for staff within the Indian Energy Service Center (IESC), who are responsible for coordinating and processing Indian energy, mineral, and renewable energy development and leasing activities across Interior's bureaus. This sub-activity supports the IESC staffed by the BIA, the DOI Office of Natural Resources Revenue (ONRR), the BLM, and the Bureau of Trust Funds Administration (BTFA). The IESC facilitates energy, mineral, and renewable energy development in Indian Country. The IESC upholds the Department's fiduciary trust responsibility by expediting leasing, permitting, and reporting for conventional and renewable energy on Indian lands, and importantly, provides resources to ensure development occurs safely, protects the environment, and manages risks appropriately by providing funding and technical assistance to support assessment of the social and environmental impacts of mineral, energy and renewable energy management, leasing and development on behalf of individual trust beneficiaries and federally recognized Tribes.

IESC serves as a multi-agency processing center through formal agreement for certain nationwide trust functions in support of energy production, where this service can be more efficiently provided by an off-site work team. IESC supports BIA Agencies and Regional Offices, BLM Field Offices and State Offices, ONRR outreach and accounting functions, and BTFA beneficiary services.

The IESC's focus on processing activities related to leasing, permitting, revenue accounting, and beneficiary account management provides a critical augmentation to the activities of the Federal partners listed above. For example, as offices like the Department of Energy's Office of Indian Energy Policy and Programs and BIA's DEMD work with Tribes to develop organizational capacity and grant funding to develop renewable and other clean energy projects, the IESC supports those efforts by providing processing support to generate the needed grants for easement of right-of-way (ROW), leases, permits, and coordination necessary to support critical project features like solar or wind facility business leases, and ROW processing for renewable energy distribution and transmission lines. The IESC also provides critical coordination for the numerous offices involved with project activities and the various Tribes pursuing the projects. The IESC provides this critical processing augmentation and processing necessary to streamline implementation of renewable and clean energy projects.

An estimated 300 new oil and gas leases and agreements and an anticipated 20 renewable and distributed power projects will be entered and managed in the TAAMS system for monitoring and tracking timelines in the review and approval of energy related agreement documents in FY 2024. By the enactment of the Energy Policy Act of 2005 as amended, Tribal Energy Resource Agreements (TERAs) have been an available opportunity for Tribes for economic development and energy development. In the same effort, the inception of Tribal Energy Development Organizations (TEDOs) also assists Tribes to have opportunities for Tribal control in energy related agreements. Furthermore, under the Indian Mineral Development Act (IMDA), Tribes always have the opportunity to negotiate contracts with a company of their choice for mineral development.

The Service Center provides direct support, expert technical advice and contractual services to:

- Address high priority and backlog workloads restricting the timely development of mineral, energy and renewable energy leasing and management resources;
- Provide technical expert advice and direct services in support of energy and mineral development, leasing, and management;
- Develop statements (scope of work) and provide funding for contracts to provide short-term and long-term assistance for field level work to expedite leasing and development;
- Identify and assist with the implementation of best practices for deployment throughout the appropriate bureau or office;
- Help formulate and develop consistent and streamlined business processes, and support their enforcement;
- Provide resources to help assess social and environmental impacts of energy and mineral development; and
- Conduct risk assessments to address management concerns and develop recommendations for improvement.

Energy & Minerals Regional Oversight [\$949,000; FTE: 3]

This program represents funding to the BIA regional staff to assist Tribes in the permitting and management of energy and mineral resources in Indian Country. BIA regional staff provide realty and administrative functions for energy and mineral lease development. This is administered at the BIA Central Office and BIA Regional Office levels. This funding enables DEMD to provide technical support for renewable and conventional energy. Division staff furnish technical and administrative assistance to Tribes under the IMDA outreach and trust responsibility tracking services. This facilitates key energy and mineral resource development opportunities on Indian lands while assuring consistency with the execution of Federal trust responsibilities.

Subactivity - Resource Management Program Oversight (FY 2025: \$10,485,000; FTE: 40):

Program Overview:

Natural Resources oversight funds the proper management and administration of the Natural Resources program. Functions include enhancing Tribal management of Indian natural resources through the use of resource management plans, conducting annual program reviews, and ensuring compliance with various regulations and requirements related to the management of Indian natural resource trust assets. Emphasis is also focused on carrying out the reforms outlined in the American Indian Agricultural Resources Management Act, 25 U.S.C. 3701 et seq. (1994) and the implementation of regulations, 25 CFR §§ 162, 166.

Central Oversight [\$5,440,000; FTE: 19]:

This funds the coordination at the BIA Central Office level of all of the natural resources services outlined within this section. It supports a Natural Resources Youth Program Coordination Office to ensure the development and continued efficient operation of the various youth programs outlined within the Natural Resources program lines.

In addition, funds support subject matter expertise in the sciences, engineering, environmental science, natural resource management, forest management, or other affiliated areas with the regulatory and technical background to mitigate the environmental impact of sources of pollution, ensure compliance with regulations, and manage and preserve natural ecosystems. It also supports enhancement of current climate resilience and adaptation initiatives that integrate resource management actions applied to a Tribe's natural resources and other resources of value.

One of the activities the additional FY 2025 funding will support is Bison conservation activities at the headquarters level to ensure proper oversight of activities surrounding Tribal herd development, supporting the establishment of large bison herds, restoring grassland ecosystems on Tribal lands and entering into co-stewardship agreements for bison management.

Regional Oversight [\$5,045,000; FTE: 21]:

This program funds the coordination of and services performed at the regional office level which support the natural resources services outlined in this section. Funds are used to support Natural Resource programs, including to provide travel funds to ensure Tribal participation at national conferences, provide support for field biologists to assist Tribal programs, and support Endangered Species compliance work.

One of the activities the additional FY 2025 funding will support is Bison conservation activities at the field level to include the collection and management of inventory and other data related to the development of Tribal herds and providing technical support to Tribes in restoring grassland ecosystems on Tribal lands to assist Tribes in expanding their bison herds.

Trust – Real Estate Services

TRUST – REAL ESTATE SERVICES

(Dollars in thousands)

Subactivity Program Element	2023 Enacted	2024 Annualized CR	2025 Fixed Costs	2025 Internal Transfers	2025 Program Changes	2025 President's Budget	Change from 2024 Annualized CR
Trust Services (TPA)	10,218	10,218	+143	+104	+271	10,736	+518
<i>FTE</i>	36	36				36	
Navajo-Hopi Settlement Pgm.	1,303	1,303	+20		+52	1,375	+72
<i>FTE</i>	4	4				4	
Probate (TPA)	14,140	14,140	+434		+828	15,402	+1,262
<i>FTE</i>	109	109				109	
Office of Hearing and Appeals			+198	+7,096	+370	7,664	+7,664
Land Title & Records Offices	16,425	16,425	+464		+885	17,774	+1,349
<i>FTE</i>	117	117				117	
Land Acquisitions				+2,000		2,000	+2,000
<i>FTE</i>				+1		1	+1
Real Estate Services	41,133	41,133	+1,087	-45	+2,052	44,227	+3,094
<i>FTE</i>	258	258				258	
RES Program (TPA)	38,331	38,331	+1,087	-45	+2,051	41,424	+3,093
<i>FTE</i>	258	258				258	
RES Projects	2,802	2,802			+1	2,803	+1
Land Records Improvement	7,074	7,074	+108		+58	7,240	+166
<i>FTE</i>	27	27				27	
LRI – Central	4,511	4,511	+52		+58	4,621	+110
<i>FTE</i>	13	13				13	
LRI – Regional	2,563	2,563	+56			2,619	+56
<i>FTE</i>	14	14				14	
Environmental Quality	32,907	32,907	+211		+1,364	34,482	+1,575
<i>FTE</i>	51	51				51	
EQ Program (TPA)	5,007	5,007	+52		+101	5,160	+153
<i>FTE</i>	12	12				12	
EQ Projects	27,900	27,900	+159		+1,263	29,322	+1,422
<i>FTE</i>	39	39				39	
Alaskan Native Programs (TPA)	1,521	1,521	+20		+38	1,579	+58
<i>FTE</i>	5	5				5	
Rights Protection	17,531	17,531	+113	+85	+223	17,952	+421
<i>FTE</i>	24	24				24	
Rights Protection (TPA)	4,281	4,281	+61		+127	4,469	+188
<i>FTE</i>	12	12				12	

Subactivity Program Element	2023 Enacted	2024 Annualized CR	2025 Fixed Costs	2025 Internal Transfers	2025 Program Change	2025 President's Budget	Change from 2024 Annualized CR
Water Rights Negotiations/Litigation	11,268	11,268	+48		+88	11,404	+136
<i>FTE</i>	<i>11</i>	<i>11</i>				<i>11</i>	
Litigation Support/Attny Fees	1,800	1,800				1,800	
Other Indian Rights Protection	182	182	+4	+85	+8	279	+97
<i>FTE</i>	<i>1</i>	<i>1</i>				<i>1</i>	
Trust - Real Estate Services Oversight	16,751	16,751	+321	+31	+2,656	19,759	+3,008
<i>FTE</i>	<i>81</i>	<i>81</i>			+6	<i>87</i>	+6
Central Oversight	3,501	3,501	+59		+2,239	5,799	+2,298
<i>FTE</i>	<i>15</i>	<i>15</i>			+6	<i>21</i>	+6
Regional Oversight	13,250	13,250	+262	+31	+417	13,960	+710
<i>FTE</i>	<i>66</i>	<i>66</i>				<i>66</i>	
Total Requirements	159,003	159,003	+3,119	+9,271	+8,797	180,190	+21,187
<i>FTE</i>	<i>712</i>	<i>712</i>		<i>+1</i>	<i>+6</i>	<i>719</i>	<i>+7</i>

Summary of 2025 Program Changes

Program Changes	(\$000)	FTE Changes
Trust Services (TPA)	+271	
Navajo-Hopi Settlement Program	+52	
Probate (TPA)	+828	
Office of Hearing and Appeals	+370	
Land Title & Records Offices	+885	
Real Estate Services		
RES Program (TPA)	+2,051	
RES Projects	+1	
Land Records Improvement		
LRI - Central	+58	
Environmental Quality		
EQ Program (TPA)	+101	
EQ Projects	+1,263	
Alaskan Native Programs (TPA)	+38	
Rights Protection		
Rights Protection (TPA)	+127	
Water Rights Negotiations/Litigation	+88	
Other Indian Rights Protection	+8	
Trust - Real Estate Services Oversight		
Central Oversight	+2,239	+6
Regional Oversight	+417	
TOTAL, Program Changes	+8,797	+6

Program Description:

The Trust Real Estate Services activities helps to meet the U.S. Government's trust responsibility to Tribal Nations, an Administration priority, through the effective management of Indian trust assets, including the protection, restoration, and preservation of environmental and cultural resources. The Trust Real Estate Services activity also supports the Administration's commitment to help Tribal Nations address the climate crisis by enabling Tribes and Trust managers to incorporate climate projections into their program's decision-making, to modernize the handling of Indian trust-related information, and to enhance data to optimize the efficiency of Indian trust assets. Indian Affairs (IA) leadership continues to expand efforts to ensure Trust Services and support programs to address the impacts of climate change through support of Tribal mitigation efforts such as renewable and clean energy projects, while keeping with self-determination, the government-to-government relationship, and environmental justice principles.

Justification of 2025 Program Changes:

The FY 2025 budget request for the Trust-Real Estate Services program is \$180,190,000 and 719 FTE, a program change of +\$8,797,000 and +6 FTE from the 2024 Continuing Resolution.

Trust Services (TPA) - (+\$271,000)

Baseline Capacity [+ \$271,000] – The 2025 budget includes important investments in programs needed to help strengthen America and be more competitive as the world continues to change. These investments include funding needed to maintain a strong, talented workforce and the must-pay requirements needed to continue to fulfill BIA's mission. The baseline capacity reflects the incremental amount needed to cover the fixed costs associated with mission operations in FY 2024. This request in combination with the FY 2025 fixed costs amounts will allow the program to meet must-pay requirements without impacting program activities.

Navajo-Hopi Settlement Program - (+\$52,000)

Baseline Capacity [+ \$52,000] – The 2025 budget includes important investments in programs needed to help strengthen America and be more competitive as the world continues to change. These investments include funding needed to maintain a strong, talented workforce and the must-pay requirements needed to continue to fulfill BIA's mission. The baseline capacity reflects the incremental amount needed to cover the fixed costs associated with mission operations in FY 2024. This request in combination with the FY 2025 fixed costs amounts will allow the program to meet must-pay requirements without impacting program activities.

Probate (TPA) - (+\$828,000)

Baseline Capacity [+ \$828,000] – The 2025 budget includes important investments in programs needed to help strengthen America and be more competitive as the world continues to change. These investments include funding needed to maintain a strong, talented workforce and the must-pay requirements needed to continue to fulfill BIA's mission. The baseline capacity reflects the incremental amount needed to cover the fixed costs associated with mission operations in FY 2024. This request in combination with the FY 2025 fixed costs amounts will allow the program to meet must-pay requirements without impacting program activities.

Office of Hearing & Appeals - (+\$370,000)

[Internal Transfer +\$7,096,000] - The budget proposes to transfer the originating entity for the pass-through funding the DOI Office of Hearings and Appeals (OHA) receives from BTFA to BIA. Staffing for the OHA is included in the Office of the Secretary's budget request; therefore, these FTE are not reflected in IA's budget submission. The internal transfer amount from the Bureau of Trust Funds Administration (BTFA) to BIA is \$7,096,000. This funding supports OHA's Probate Hearings Division to provide independent adjudication services to BIA's probate program. The transfer will align OHA's Probate Hearings Division function with BIA's Probate Real Estate function which submits Indian probate cases to OHA Probate Hearings Division for adjudication. OHA Probate Hearings Division adjudicates cases on behalf of the Secretary and is independent of BIA.

The funding alignment will allow DOI to more efficiently process probate cases to completion by improving coordination and modifying new tools and research methods for case processing. Probate management consists of five major activities: (1) pre-case preparation (BIA); (2) case preparation (BIA); (3) adjudication – conducting formal hearings and issuing decisions in probate cases (OHA Probate Hearings Division); (4) case closure (BIA); and (5) post-decision adjudication, as needed (OHA Probate Hearings Division, BIA, and BTFA).

IA is also requesting that appropriations to support OHA's adjudication services be classified as "no year" funds, i.e., that these resources remain available until expended. Given a lengthy adjudication process, fluctuations in incoming cases, and complicated legal staffing, the no year funding status will allow OHA to better meet the fluctuations of case processing and to keep pace in holding hearings and issuing decisions on rightful heirs and devisees of decedents who owned trust or restricted property. In addition, BIA is requesting that transfer authority be provided to move this funding provided to BIA to OHA.

Baseline Capacity [+ \$370,000] – The 2025 budget includes important investments in programs needed to help strengthen America and be more competitive as the world continues to change. These investments include funding needed to maintain a strong, talented workforce and the must-pay requirements needed to continue to fulfill BIA's mission. The baseline capacity reflects the incremental amount needed to cover the fixed costs associated with mission operations in FY 2024. This request in combination with the FY 2025 fixed costs amounts will allow the program to meet must-pay requirements without impacting program activities.

Land Title & Records Office - (+\$885,000)

Baseline Capacity [+ \$885,000] – The 2025 budget includes important investments in programs needed to help strengthen America and be more competitive as the world continues to change. These investments include funding needed to maintain a strong, talented workforce and the must-pay requirements needed to continue to fulfill BIA's mission. The baseline capacity reflects the incremental amount needed to cover the fixed costs associated with mission operations in FY 2024. This request in combination with the FY 2025 fixed costs amounts will allow the program to meet must-pay requirements without impacting program activities.

Land Acquisitions - (+\$2,000,000 / +1 FTE)

[Internal transfer - +\$2,000,000 / +1 FTE] - The budget requests transferring the land acquisition funding previously within the Natural Resources (TPA) budget subactivity in Trust – Natural Resources to a

separate line within the Trust – Real Estate Services activity. With the program under Trust – Natural Resources, land acquisitions require an ecosystem, natural resource, or climate connection. However, in order to more appropriately and effectively support Tribal self-determination, land acquisitions must consider factors other beyond conservation need to be considered for Tribes to grow their land base. Providing land acquisitions funding within the Trust – Real Estate Services activity will provide the necessary flexibility to support land acquisitions most aligned with Tribes’ priorities. IA proposes to transfer the \$2.0 million Land Acquisition program from Trust – Natural Resources to Trust – Real Estate Services, which will focus on landless and land limited Tribes and expand beyond the conservation requirement.

Real Estate Services (+\$2,052,000)

RES Program (TPA) (+\$2,051,000)

Baseline Capacity [+ \$2,051,000] – The 2025 budget includes important investments in programs needed to help strengthen America and be more competitive as the world continues to change. These investments include funding needed to maintain a strong, talented workforce and the must-pay requirements needed to continue to fulfill BIA's mission. The baseline capacity reflects the incremental amount needed to cover the fixed costs associated with mission operations in FY 2024. This request in combination with the FY 2025 fixed costs amounts will allow the program to meet must-pay requirements without impacting program activities.

RES Projects (+\$1,000)

Baseline Capacity [+ \$1,000] – The 2025 budget includes important investments in programs needed to help strengthen America and be more competitive as the world continues to change. These investments include funding needed to maintain a strong, talented workforce and the must-pay requirements needed to continue to fulfill BIA's mission. The baseline capacity reflects the incremental amount needed to cover the fixed costs associated with mission operations in FY 2024. This request in combination with the FY 2025 fixed costs amounts will allow the program to meet must-pay requirements without impacting program activities.

Land Records Improvement (+\$58,000)

LRI-Central (+\$58,000)

Baseline Capacity [+ \$58,000] – The 2025 budget includes important investments in programs needed to help strengthen America and be more competitive as the world continues to change. These investments include funding needed to maintain a strong, talented workforce and the must-pay requirements needed to continue to fulfill BIA's mission. The baseline capacity reflects the incremental amount needed to cover the fixed costs associated with mission operations in FY 2024. This request in combination with the FY 2025 fixed costs amounts will allow the program to meet must-pay requirements without impacting program activities.

LRI-Regional [-\$0]

Baseline Capacity [+ \$101,000] – The 2025 budget includes important investments in programs needed to help strengthen America and be more competitive as the world continues to change. These investments include funding needed to maintain a strong, talented workforce and the must-pay requirements needed to continue to fulfill BIA's mission. The baseline capacity reflects the incremental amount needed to cover

the fixed costs associated with mission operations in FY 2024. This request in combination with the FY 2025 fixed costs amounts will allow the program to meet must-pay requirements without impacting program activities.

General Program Reduction [-\$101,000] – The program will focus on the highest priorities in FY 2025.

Environmental Quality (+\$1,364,000)

EQ Program (TPA) [+ \$101,000]

Baseline Capacity [+ \$101,000] – The 2025 budget includes important investments in programs needed to help strengthen America and be more competitive as the world continues to change. These investments include funding needed to maintain a strong, talented workforce and the must-pay requirements needed to continue to fulfill BIA's mission. The baseline capacity reflects the incremental amount needed to cover the fixed costs associated with mission operations in FY 2024. This request in combination with the FY 2025 fixed costs amounts will allow the program to meet must-pay requirements without impacting program activities.

EQ Projects [+ \$1,263,000]

Native American Graves Protection and Repatriation Act (NAGPRA) [+ \$1,000,000] – The 2025 budget proposes additional funding for DOI NAGPRA programs to support and coordinate expedited repatriation and disposition of Tribal ancestors and cultural property consistent with the revised NAGPRA rule, which was finalized in December 2023 and makes a number of changes from the previous rule, including strengthening the authority and role of Tribes in the repatriation process by requiring deference to the Indigenous Knowledge of lineal descendants and Tribes.

The Bureau of Indian Affairs (BIA) is required to fulfill its obligations under the Native American Graves Protection and Repatriation Act (NAGPRA; 25 USC 3001 et seq., 43 CFR 10) for collections under its control in Federal and non-Federal repositories in the United States. The BIA asserts control of its collections to move toward repatriating Native American human remains and associated funerary objects to culturally affiliated Native American Tribes.

BIA intends to facilitate the repatriation of human remains, funerary objects, sacred objects or objects of cultural patrimony from across the United States under the control of the BIA and enable Tribes to make decisions on the repatriation of their Ancestors. These collections represent approximately 1,111 individuals and 3,932 associated funerary objects; however, it is highly anticipated that these numbers will increase immeasurably over the course of the project as NAGPRA inventories for previously unreported collections are completed; therefore, more funding is crucial. The goal of BIA is not to have Ancestors or their belongings under its legal control.

This increase in funding will enable the BIA Branch of Cultural Resources Management (BCRM) to support and maintain compliance with the requirements of the final revised rule. BCRM has drafted a NAGPRA Plan of Action that outlines the work, which will be ongoing in 2025. Financial support will enable training of BCRM staff to become familiar with the new regulations. Funding will also support the required annual museum collections inventories and allow museums to conduct NAGPRA collections inventories. Increased funding will help to defray repatriation costs associated with proper packaging,

transporting, contamination removal, and storage of the NAGPRA-related human remains and cultural items. Additionally, more funding will boost consultation and collaboration with lineal descendants and Indian Tribes and Native Hawaiian organizations. Furthermore, with enhanced budgetary support the BIA can assist with the respectful and final disposition of ancestors and their belongings in accordance with Tribal customs and practices.

Baseline Capacity [+\$263,000] – The 2025 budget includes important investments in programs needed to help strengthen America and be more competitive as the world continues to change. These investments include funding needed to maintain a strong, talented workforce and the must-pay requirements needed to continue to fulfill BIA's mission. The baseline capacity reflects the incremental amount needed to cover the fixed costs associated with mission operations in FY 2024. This request in combination with the FY 2025 fixed costs amounts will allow the program to meet must-pay requirements without impacting program activities.

Alaska Native Programs (TPA) - (+\$38,000)

Baseline Capacity [+\$38,000] – The 2025 budget includes important investments in programs needed to help strengthen America and be more competitive as the world continues to change. These investments include funding needed to maintain a strong, talented workforce and the must-pay requirements needed to continue to fulfill BIA's mission. The baseline capacity reflects the incremental amount needed to cover the fixed costs associated with mission operations in FY 2024. This request in combination with the FY 2025 fixed costs amounts will allow the program to meet must-pay requirements without impacting program activities.

Rights Protection (+\$223,000)

Rights Protection (TPA) [+\$127,000]

Baseline Capacity [+\$127,000] – The 2025 budget includes important investments in programs needed to help strengthen America and be more competitive as the world continues to change. These investments include funding needed to maintain a strong, talented workforce and the must-pay requirements needed to continue to fulfill BIA's mission. The baseline capacity reflects the incremental amount needed to cover the fixed costs associated with mission operations in FY 2024. This request in combination with the FY 2025 fixed costs amounts will allow the program to meet must-pay requirements without impacting program activities.

Water Rights Negotiations/Litigation [+\$88,000]

Baseline Capacity [+\$88,000] – The 2025 budget includes important investments in programs needed to help strengthen America and be more competitive as the world continues to change. These investments include funding needed to maintain a strong, talented workforce and the must-pay requirements needed to continue to fulfill BIA's mission. The baseline capacity reflects the incremental amount needed to cover the fixed costs associated with mission operations in FY 2024. This request in combination with the FY 2025 fixed costs amounts will allow the program to meet must-pay requirements without impacting program activities.

Other Indian Rights Protection [+\$8,000]

Baseline Capacity [+\$8,000] – The 2025 budget includes important investments in programs needed to help strengthen America and be more competitive as the world continues to change. These investments include funding needed to maintain a strong, talented workforce and the must-pay requirements needed to continue to fulfill BIA's mission. The baseline capacity reflects the incremental amount needed to cover the fixed costs associated with mission operations in FY 2024. This request in combination with the FY 2025 fixed costs amounts will allow the program to meet must-pay requirements without impacting program activities.

Trust-Real Estate Services Oversight (+\$2,656,000 / +6 FTE)

Central Oversight [+\$2,239,000]

Office of Indigenous Communication and Technology [+\$500,000 / +3 FTE] – Funding supports the Office of Indigenous Communication and Technology (OICT), established in 2022, to support Tribal efforts to increase broadband access, including support to Tribes in acquiring licenses for broadband spectrum frequencies, and to advance other critical infrastructure investments. Implementing infrastructure investments requires a mix of finance, construction, and realty expertise. This office integrates expertise in these areas to directly engage with Tribes through technical assistance to help Tribes meeting their broadband and other infrastructure goals. The office's placement of the Office within Trust – Real Estate Services ensures strategic alignment with the realty processes managed by BIA that are critical to infrastructure development.

Customer Experience (CX) Oversight [+\$1,200,000 / +1 FTE] - Funding of \$200,000 supports one FTE to provide program oversight of customer experience (CX) improvements and assist the BIA probate program, a High Impact Service Provider (HISP) participant, to achieve its CX goals, including development of a journey map and a survey. The journey map and survey will help the probate program identify customer experience needs and opportunities for improvement in the BIA probate process, in order to better serve the heirs of Tribal members whose loved ones have passed away and left trust assets behind.

With an additional \$1.0 million, the probate program will introduce a user-friendly public-facing portal through the GSA Technology Transformation Services (TTS). This is a pivotal step in improving the probate process, specifically in collecting family information and necessary documents for the probate packages. Currently, those involved in a case are required to either visit a BIA Office or send documents by postal mail, an often time-consuming and cumbersome process. This initiative aims to directly address the challenges of document submission and resubmission, providing interested parties with a more convenient alternative to in-person visits or mailed submissions. Furthermore, the portal will empower case participants to easily check the status of their case, potentially reducing the number of inquiries directed to the agency and allowing staff to focus on their caseload.

Investments in customer experience support Executive Order 14058, *Transforming Federal Customer Experience and Service Delivery to Rebuild Trust in Government*. This EO directed a whole-of-government approach to managing customer experience – including specific agency commitments to improving services and establishing a new “Life Experiences” framework to tackle pain points people experience at critical moments in their lives when they need government to work.

NAGPRA Coordination [+\$400,000 / +2 FTE] –The 2025 Budget will support two additional staff to support repatriation under the NAGPRA revised revisions, announced in December 2023. Federal NAGPRA regulations (43 CFR 10) provide a systematic process for returning Tribal artifacts to Native American and Alaska Native Tribes and Native Hawaiian organizations. On December 6, 2023, the Department announced a final rule effective on January 12, 2024, to revise regulations that implement NAGPRA. The final rule strengthens the authority and role of Tribes and Native Hawaiian Organizations in the repatriation process; eliminates the category “culturally unidentifiable human remains” and resets the requirements for cultural affiliation to better align the regulations with congressional intent; requires museums and Federal agencies to consult and update inventories of human remains and associated funerary objects within five years of this final rule; and increases transparency and reporting of holdings and collections. The 2025 President’s Budget proposes additional funding for DOI NAGPRA programs to support and coordinate expedited repatriation and disposition of Tribal and Native Hawaiian ancestors and cultural property consistent with the final rule.

Achieving the goal of repatriation will involve two phases, which will require additional staff to coordinate the phases. The first phase consists of identifying and verifying the locations of BIA collections and working with the repositories in possession of those collections to promptly complete the documentation required to support a determination of cultural affiliation and to estimate the number of human remains and associated objects. This phase aims to submit new inventories to culturally affiliated Native American Tribes and the National NAGPRA Program and to publish Notice of Inventory of Completions (NICs) in the Federal Register for previously un-inventoried collections. Additional efforts during this phase aim to determine cultural affiliation for the known collections currently listed as culturally unidentifiable through updated inventories and NICs, which is necessary with the NAGPRA regulations (43 CFR 10). These numbers of ancestors and their belongings are predicted to increase throughout the project as NAGPRA inventories for previously unreported collections are completed. The project's second phase will be a more thorough search of all repositories housing BIA collections to rectify the inadequacies of the rapid inventory phase through typical NAGPRA documentation. This will require the BIA to consult with potentially affiliated Native American Tribes regarding the acquisition of the collections, the documentation process, and the determination of cultural affiliation. When these objectives have been achieved, the repository and BIA will be prepared to proceed with the publication of notices, transfer of legal control to affiliated Tribes, and facilitate the process for the disposition of culturally unidentifiable collections.

Baseline Capacity [+\$139,000] – The 2025 budget includes important investments in programs needed to help strengthen America and be more competitive as the world continues to change. These investments include funding needed to maintain a strong, talented workforce and the must-pay requirements needed to continue to fulfill BIA's mission. The baseline capacity reflects the incremental amount needed to cover the fixed costs associated with mission operations in FY 2024. This request in combination with the FY 2025 fixed costs amounts will allow the program to meet must-pay requirements without impacting program activities.

Regional Oversight [+\$417,000]

Baseline Capacity [+\$417,000] – The 2025 budget includes important investments in programs needed to help strengthen America and be more competitive as the world continues to change. These investments include funding needed to maintain a strong, talented workforce and the must-pay requirements needed to

continue to fulfill BIA's mission. The baseline capacity reflects the incremental amount needed to cover the fixed costs associated with mission operations in FY 2024. This request in combination with the FY 2025 fixed costs amounts will allow the program to meet must-pay requirements without impacting program activities.

Trust – Real Estate Services Overview

The Trust-Real Estate Services activities address IA's Indian fiduciary trust responsibilities through implementing strategies to advance Indian trust ownership and improve Indian trust-related information. This activity supports IA's responsibilities in the areas of real estate services including probate and land titles and records. Trust management also incorporates programs that coordinate and support the Department's trust reform improvement efforts. While portions of Real Estate Services activities are executed by Tribes with contracts and compacts under Pub. L. 93-638, the Indian Self-Determination and Education Assistance Act of 1975 (ISDEAA), as amended, for grants, it is administered primarily by BIA as a direct service provider. Real Estate Services is comprised of the following sub-activities: Trust Services, Navajo-Hopi Settlement Program, Probate, Land Titles and Records, Real Estate Services, Land Records Improvement, Environmental Quality, Alaskan Native Programs, Rights Protection, and Trust - Real Estate Services Oversight, along with the proposed transfers of Land Acquisition and funding for Office of Hearings and Appeals in the 2025 budget. Additionally, certain administrative costs are assessed in this activity to support government-wide, Departmental, and bureau-wide functions performed at BIA's Regional or Central Offices.

Subactivity - Trust Services (TPA) (FY 2025: \$10,736,000; FTE: 36):

Program Overview:

This program supports the overall management responsibility for the operation of trust functions at the BIA Regions and Agency and Tribal levels regarding real estate services, probate, environmental and cultural resource compliance, and rights protection programs. This subactivity also supports the regional lockbox coordinators who coordinate the distribution of trust funds to individual Indian beneficiaries.

In FY 2023, management support provided through this subactivity resulted in 887 approved rights-of-way, and 6,086 new agriculture leases. Realty processed and approved 242 land mortgage documents and leasehold mortgage documents, enhancing the housing and residential programs in Indian country.

Subactivity - Navajo-Hopi Settlement Program (FY 2025: \$1,375,000; FTE: 4):

Program Overview:

The Settlement Program works to implement the Navajo-Hopi Settlement Act of 1974, as amended (Pub.L. 93-531), and to further BIA's mission by providing for the management, protection, and preservation of agricultural and rangeland resources on the Navajo and Hopi Partitioned Lands. Through BIA staffing and Pub.L. 93-638 contracting, the Program provides support to the Tribes, and to Indian farmers and ranchers in several major areas.

Soil surveys, periodic rangeland vegetation inventories, annual range use studies, and land-use suitability evaluations are provided to relevant BIA and Tribal staff to support planning, management, and administrative decision making. Technical assistance is also made available to Indian landowners, Tribal

government entities, and land users to develop, update, and amend programmatic Agricultural and Integrated Resource Management Plans, along with individual unit/permittee conservation plans.

Subactivity - Probate (TPA) (FY 2025: \$15,402,000; FTE: 109):

Program Overview:

The BIA probate program provides the staff and tools needed to administer probate services to American Indian and Alaska Native beneficiaries. Probate staff prepare a comprehensive trust estate package for adjudication by the Department of the Interior's (DOI) Office of Hearing and Appeals (OHA). The success of the program is dependent upon the successful collaboration among OHA, BIA's Division of Land Title & Records (DLTR), the Bureau of Trust Funds Administration (BTFA), and the family of the decedent.

The probate management process consists of five major activities: pre-case preparation, case preparation, case adjudication, case closure, and post-decision adjudication, as needed. The BIA performs pre-case preparation, case preparation, and coordinates case closing; OHA performs the case adjudication activity. If needed, OHA, BIA, and BTFA support post-decision adjudication. The probate business process will be continuously modified as new tools and research methods are implemented to improve the efficiency of probate services.

Completing the probate process for our deceased landowners is imperative to maintaining current land ownership records in the Trust Asset Accounting Management System (TAAMS), which allows for effective management of trust assets and any associated income generated for Tribal members.

Completing aged probate cases not only provides resolution for the estates of deceased landowners and their heirs, but also is key to successful land consolidation and development efforts. The majority of new Tribal trust landowners, as established in the TAAMS are from the probate program.

The funding provides support to the regions and agencies to meet current probate needs and to address the aging backlogs and begin to close the gap from probates reported, to probates submitted for adjudication.

Subactivity – Office of Hearing and Appeals (FY 2025: \$7,664,000):

Program Overview:

The budget proposes to transfer the originating entity for the pass-through funding the DOI Office of Hearings and Appeals (OHA) receives from BTFA to BIA. The Office of Hearings and Appeals (OHA) exercises the delegated authority of the Secretary of the Interior to conduct hearings and decide appeals from decisions of the bureaus and offices of the Department of the Interior. OHA provides an impartial forum for parties who are affected by the decisions of the Department's bureaus and offices to obtain independent review of those decisions. OHA also handles the probating of Indian trust estates, ensuring that individual Indian interests in allotted lands, their proceeds, and other trust assets are conveyed to the decedents' rightful heirs and beneficiaries.

Funding supports OHA's Probate Hearings Division to provide independent adjudication services to BIA's probate program, aligning OHA's Probate Hearings Division function with BIA's Probate Real

Estate function which submits Indian probate cases to OHA Probates Hearings Division for adjudication. OHA Probate Hearings Division adjudicates cases on behalf of the Secretary and is independent of BIA.

Subactivity - Land Title and Records Offices (FY 2025: \$17,774,000; FTE: 117):

Program Overview:

The Land Titles and Records Office (LTRO) is the office of record for land title documents for Indian lands. Accurate title is critical to the management of over a billion dollars belonging to Indian Tribes and individual Indians. LTRO products provide the security to real estate investors, especially as rapid and dramatic developments drive the real estate market. From a single-family home purchase to a multi-million dollar commercial transaction, real estate investors in Indian Country receive title protection through the LTRO.

The LTRO program provides for the day-to-day operation and maintenance costs of nine Federal and nine Tribal title offices. The LTROs record conveyance and encumbrance documents affecting title to all trust and restricted Indian land, perform detailed examinations, renew the chain title to determine ownership, identify defects, seek corrections, certify current ownership, issue Title Status Reports (TSR's) and respond to legal inquiries. These offices render support to all 12 BIA Regions and 85 BIA Agencies, BTFA and to other Federal agencies who deliver trust services including the Department of Housing and Urban Development (HUD) and the mortgage industry. This program also supports the Indian Land Consolidation Program which will continue to consolidate fractionated Indian lands.

The program budget is directed at maximizing revenue generation for Indian landowners by the timely and accurate processing of land title transactions and supports requests from across the country. Processing includes the recording, examination and validation of titles at the LTRO to produce certified ownership and TSRs that are used by Tribes, individual landowners, other Departmental offices and programs, and other Federal agencies including the Department of Justice and the Internal Revenue Service, to document interest, rights, and restrictions to the land. Title operations includes recordation and title management for encumbrances associated with leases managed on these lands for uses such as farming, grazing, timber sales, and oil and gas production, right of way transmissions, infrastructure, and mineral extraction.

The LTROs also produce Probate Inventory Reports (INV) and Modifications for the IA Probate program and the Office of Hearings and Appeals. Further, LTROs, in conjunction with the Branch of Geospatial Support (BOGS) which reports through the Division of Program Management and Coordination, prepare and certify official Land Status Maps (LSM) and related geospatial land area data. The maps illustrate ownership and boundaries prepared from the LTRO records and plats of official surveys made by the General Land Office and the Bureau of Land Management (BLM). This information is also made viewable in the Trust Asset and Accounting Management System (TAAMS) Map Viewer. Program-level staff and Tribes are able to view and print maps from TAAMS that can be shared with landowners and enable managers to make informed decisions regarding energy resources in a timely manner. The tract and reservation boundary information used in the viewer is standardized based on certified BLM public land survey information and is linked to the system of record, TAAMS. The Map Viewer in conjunction with the LTRO certified TAAMS ownership and encumbrance reports provide program-level managers

with the necessary information regarding title and restrictions for making timely land, infrastructure, and resource decisions.

LTRO TSRs, LSM, Individual Trust Interest Reports (ITI), and the INV are four of the most important fiduciary trust, economic, and problem-solving tools in Indian Country used to reduce fractionation, develop leasing activity, finance businesses, create jobs, build homes on trust lands, and protect the rights and families associated with them. Performance of this program ensures the DOI is meeting its trust responsibility of maintaining a complete record of Indian trust assets and ownership. For Indian Land, LTROs perform the vital function of reporting on the condition of real estate title providing protection to landowners and investors on behalf of the United States.

Subactivity – Land Acquisitions (FY 2025: \$2,000,000; FTE: 1):

Program Overview:

The budget requests transferring the land acquisition funding previously within the Natural Resources (TPA) budget subactivity in Trust – Natural Resources to a separate line within the Trust – Real Estate Services activity. The land acquisition efforts to restore lands to landless and land limited Tribes, at Regional authority levels, will expand beyond land conservation efforts to include law enforcement, economic development, and sustainable community purposes. Land acquisition efforts on and off current reservations will support self-determination and enhance Tribal authority on Tribal trust land. While the Land Acquisition program will focus primarily on acquisitions for landless and land limited Tribes, the funds will also support the BIA Regions in their fee to-trust acquisitions.

IA will conduct meaningful and robust Tribal consultation in the summer of 2024 to determine the formula for distribution of this funding, with respect for Tribal sovereignty and in line with the Administration’s commitment to the trust and treaty responsibilities.

Subactivity - Real Estate Services (FY 2025: \$44,227,000; FTE: 258):

Program Overview:

The United States has a unique legal and political relationship with Indian Tribes and Alaska Native entities as provided by the Constitution of the United States, treaties, court decisions, and Federal statutes. As a result, IA has a fiduciary trust obligation to 574 federally recognized Tribes.

The trust obligation is administered by BIA and includes land, natural resources, and revenues derived from realty activities. While the role of the BIA has changed significantly in the last four decades in response to a greater emphasis on Indian self-governance and self-determination, Tribes, American Indians, and Alaska Natives continue to look to BIA for a broad spectrum of real estate services:

- Determining land ownership;
- Protecting ownership rights;
- Consultation on land conveyances;
- Preparing, approving, and verifying recordation of land conveyances;
- Consulting on land use and land use contracts;

- Preparing, approving, and verifying recordation of land use contracts;
- Preparing, approving, and verifying recordation of mortgages and leasehold mortgages on trust lands;
- Entering and maintaining accurate ownership and contract data in TAAMS;
- Monitoring land use contracts for monetary and other compliance matters;
- Enforcing contract violations and trespass situations;
- Processing revenue derived from the trust obligations;
- Reviewing, processing, and approval of HEARTH Act Tribal leasing codes;
- Reviewing requests for excess government real property transfer on and off reservations;
- Recommending enhancements to TAAMS modules for increased improvements;
- Providing technical guidance and developing policy on real estate transactions;
- Reviewing Environmental and Cultural clearance and National Environmental Policy Act (NEPA) compliance; and
- Creating, maintaining and preserving trust records, moving toward a paperless records environment.

The trust responsibility, as it relates to land and revenue, is administered by the Division of Real Estate Services and is among the most complex programs in the BIA. Real Estate Services is on the front line of public service at Central Office, 12 Regions, and 85 Agencies, serving in a fiduciary capacity for real property management for Tribes, American Indians and Alaska Native beneficiaries.

In FY 2024, Real Estate Services will manage an estimated 117,386 surface contracts, leases and grants. In any one of these circumstances or in conventional leasing, Real Estate Services provides technical assistance to the Tribes. Real Estate Services will review and approve an estimated 50 trust land mortgages and 350 leasehold mortgages. In addition, Real Estate Services anticipates an increase in applications for rights-of-way and business leases related to broadband, energy, road, water, and other infrastructure as funds from the Tribal Broadband Connectivity Program (TBCP), Bipartisan Infrastructure Act (BIL), and Inflation Reduction Act

The system of record, TAAMS, is used to complete and manage conveyance documents (gift deeds, negotiated sales, partitions, exchanges, etc.) and acquisitions (land into trust) which will increase the data quality and integrity of the ownership system by allowing timely encoding of conveyances, acquisitions and ownership changes. BIA receives an average of 3,000 conveyance applications annually; ongoing enhancements to TAAMS will allow automated processing and internal approval of deeds and conveyance documents.

RES Program (TPA) [\$41,424,000; FTE: 258]:

The Real Estate Services (RES) Program has a positive impact on reservation economies. The program improves information of ownership and administers and manages all land held in trust and restricted status for the benefit of individual Indians and Tribes. Field staff initiate all land transfer actions, which are often complicated by highly fractionated surface ownership. Program staff provide real property management counseling and land use planning services to individual Indian landowners, Tribes and Alaska Natives who own an interest in the 56 million surface acres and 59 million acres of mineral estates held in trust by the United States and in restricted status. Decision-making processes are developed

through cooperative efforts with Indian landowners for the proper use, development, and enhancement of Indian trust lands.

RES Projects [\$2,803,000]:

This program element provides technical advice and assistance to Indian landowners on issues related to cadastral surveys and processes transactions that reflect accurate land ownership information for Tribes and individual Indian beneficiaries.

The Real Estate Services Projects sub-activity funds the management, oversight and implementation associated with Federal land surveys, land boundaries and the management of those activities. The cadastral surveys are instrumental in the identification and protection of known trust lands and their locations. Real Estate Services manages the RES Projects program budget line in partnership with BLM. Indian Trust Lands Boundary regulations and policy applies to all activities that impact an existing boundary through modification or establishment on Indian trust or restricted lands. It is applicable to all offices conducting land transactions and resource management activities involving federally recognized Tribes or individual Indians. Precise boundary information is critical for home building on trust lands, the establishment of contracts, border protection, law enforcement, forestry, fire and fuels management, gaming, and creating broadband right of ways and many other mission critical management activities. This program creates confidence in boundary identification and resolves issues which may arise from poor land descriptions, or lack of legally defined land descriptions.

The project fully funds the program for the Bureau of Land Management Indian Land Surveyors (BILS) and related Geographic Coordinate Database Support for mapping Indian Lands. The BILS are BLM employees located at BIA Regional Offices and the Branch of Geospatial Support who provide technical guidance regarding land descriptions and Evidence of Boundary Standards. This program improves ownership and land description information by securing BLM surveys to legally define Indian lands and enhances the public land survey base data for mapping. This can assist in preventing or resolving some issues of non-development, trespass, and ingress/egress in the event of a disputed boundary. Further, the use of geographic information systems (GIS) stretches resources and resolves common boundary questions without the high cost of survey, as well as uses the GIS data for forestry, fire, law enforcement, and irrigation, safety of dams and natural resources management among other mission related applications. The data is also shared with other Federal agencies and Tribes.

Subactivity - Land Records Improvement (FY 2025: \$7,240,000; FTE: 27):

Program Overview:

Land Records Improvement (LRI) - Central [\$4,621,000; FTE: 13]:

This program supports trust digital document management and data improvement projects, including though continued support to the Trust Asset Accounting Management System (TAAMS), which stores up-to-date land ownership data online (including simultaneous display of title/legal interests and beneficial/equitable interests). This TAAMS support has the following effects: reducing or eliminating errors; reducing or eliminating liability arising from reliance on out-of-date land title ownership and encumbrances information; allowing the online drafting and execution of land title documents reducing time and costs; and increasing output and customer satisfaction. Title and GIS oversight in concert with the administration of TAAMS ensures accountability and accurate energy and other lease-generated

payouts through TAAMS for BTFA and information necessary for the DOI Appraisal and Valuation Services Office Division of Mineral Evaluations, and to support management of energy resources.

TAAMS provides mission-critical land ownership information to process trust land resource management conveyances and encumbrances, and to allocate trust income to the owners of trust and restricted lands and resources throughout Indian Country. The LRI program provides overall program policy, management, coordination, and guidance concerning land title and ownership certifications, title document recording and management, land title mapping for the regional LTROs, and a platform for the accurate and timely development and issuance of both surface and mineral conveyance documents and land use contracts. The program supports the land title needs and requirements for all Tribal and restricted lands and supports the delivery of title products and services to Tribal and individual owners as required for real estate and other trust program transactions.

TAAMS exists as the cornerstone of trust resource and information management, supporting direct service Tribes and Tribally managed programs. TAAMS is an integral part of our mission and designed to support the Department's goal of meeting trust responsibilities to Indian Tribes and Alaska Natives. TAAMS provides comprehensive information and business actions pertaining to land title, lease management, trust income and royalty management data for planning, management, and reporting of trust and restricted Indian lands. This system is foundational to multiple entities and organizations within the Department of the Interior including BLM's cadastral program, Office of Natural Resources Revenue financial management, Office of the Secretary, and the Indian Land Consolidation Program and the BTFA's trust asset financial system. The functionality of TAAMS is integral to daily activities affecting over a billion dollars of trust revenue and royalties.

A new initiative is underway to move forward with the preservation and maintenance of electronic records for all real estate transaction involving migration and conversion of paper records to digital records and will involve the use of TAAMS as the repository for trust records. The effort to develop an online portal for the submission of land into trust applications will be developed, tested and implemented. The online application will support BIA's ability to improve and streamline the land-into-trust program. Trust Program Dashboards will be developed using Geospatial and TAAMS data.

LRI - Regional [\$2,619,000; FTE: 14]:

Across the 12 IA Regions, the LRI Regional program operates detailed records clean up efforts to ensure quality and internal control for Land Title Records, Real Estate Services activities, and other trust resource transactions such as timber sales, agriculture, and range leasing. Specific to the Alaska Region and this account, processing of documents, transactions and other related trust management activities are associated with the Alaska Native Allotment Act of 1906, which allows for eligible Alaska Natives to apply for and receive a restricted fee allotment. At the Alaska Regional Office level, the LRI program funds cover the costs of issuing allotment certificates for ownership and all associated work to complete the allotment application process; this includes, but is not limited to, site visits, surveys, title work, adjudication, and litigation. This budget item also supports Geographic Information System (GIS) Legal Land description cleanup and other data cleanup projects through the Branch of Geospatial Services.

Subactivity - Environmental Quality (FY 2025: \$34,482,000; FTE: 51):

Program Overview:

EQ Program (TPA) [\$5,160,000; FTE: 12]:

The Environmental Quality Program (EQ) is tasked with the protection, restoration, and preservation of environmental and cultural resources of American Indians and Alaska Natives. Through enforcement of applicable laws and regulations and assessment of activities impacting these resources, the program provides direction and guidance to Tribes and other IA programs in order to protect those resources most important to Tribal communities.

The program's 12 Regional National Environmental Policy Act (NEPA) Coordinators provide technical assistance for production and review of environmental documents, conduct training, and ensure compliance of all IA projects and activities with NEPA and the National Historic Preservation Act (NHPA). Central office staff, in coordination with the Regions, is responsible for program oversight, and the development of policy and guidance to ensure that a fair and consistent national program is implemented. Staff also prepare Notices of Intent for publication in the Federal Register.

The Environmental Quality Program also provides funding support and training to 12 Regional Archaeologists who are responsible for the administration of archaeological permits in accordance with the Archaeological Resources Protection Act of 1979 (ARPA). The Environmental Quality Program also provides training and support for needed IA law enforcement activities. Regional archaeologists are responsible for identifying and assessing conditions of archaeological sites under Section 106 and Section 110 of NHPA and determining eligibility of archaeological sites for listing on the National Register. The IA Central Office Archaeologist serves as the Federal Preservation Officer for IA and works directly with Tribal and State Historic Preservation Officers in establishing historic preservation programs in Indian Country.

EQ Projects [\$29,322,000; FTE: 39]:

The Environmental Quality Program (EQP) has primary responsibility for monitoring environmental compliance of IA activities with Federal regulations and standards and identifying hazardous contaminated sites for remedial cleanup actions. The EQP supports funding for 12 Regional Environmental Scientists and other positions.

The Environmental Management, Assessment, and Performance (EMAP) program monitors environmental compliance of BIA program operations and activities at BIA to ensure regulatory requirements are met. Facilities potentially covered by these audits include BIA Regional offices, BIA agencies, Law Enforcement/Detention Centers, and Irrigation Projects.

The request for BIA includes \$1.0 million in the EQP to support implementation of the Native American Graves Protection and Repatriation Act (NAGPRA). NAGPRA requires museums and Federal agencies to identify Native American human remains, funerary items, and objects of cultural significance in their collections and consult with Tribes and Native Hawaiian organizations to repatriate the human remains and objects of cultural patrimony. Federal NAGPRA regulations (43 CFR 10) provide a systematic process for returning Tribal artifacts to Native American and Alaska Native Tribes and Native Hawaiian organizations. On December 6, 2023, the Department announced a final rule effective on January 12,

2024, to revise regulations that implement NAGPRA. The final rule strengthens the authority and role of Tribes and Native Hawaiian Organizations in the repatriation process; eliminates the category “culturally unidentifiable human remains” and resets the requirements for cultural affiliation to better align the regulations with congressional intent; requires museums and Federal agencies to consult and update inventories of human remains and associated funerary objects within five years of this final rule; and increases transparency and reporting of holdings and collections. The 2025 President’s Budget proposes additional funding for DOI NAGPRA programs to support and coordinate expedited repatriation and disposition of Tribal and Native Hawaiian ancestors and cultural property consistent with the final rule.

In FY 2023, IA Museum Program staff completed site visits to 10 museum repositories and provided training and technical assistance to repository staff to ensure that the BIA collections are properly managed and preserved. The BIA will continue to conduct required annual museum collections inventories and continue to oversee contracts with museums to conduct cataloging, accessioning, and preservation work on the BIA collections as well as NAGPRA compliance work. Additionally, the program continues to monitor repositories with BIA collections, to ensure repatriation under NAGPRA.

In FY 2023, the Environmental Quality program completed more than 1,000 NEPA reviews and actions. The Environmental Disposal Liabilities program conducted 10 emerging and 50 recurring remedial and cleanup projects at contaminated sites. In FY 2024, the Environmental Quality Program will continue to incrementally fund larger long-term cleanup sites, such as the Tuba City Dump Restoration Project.

In FY 2023, the Environmental Quality Program supported the increased demand for environmental permitting, including NEPA and National Historic Preservation Act review. High level and fast-moving infrastructure projects such as Broadband and the Community Driven Relocation Demonstrations Projects required staff to meet the workload within the Administration’s expected timeframes.

Subactivity - Alaskan Native Programs (FY 2025: \$1,579,000; FTE: 5):

Program Overview:

The Alaskan Native Program administers three programs: The Alaska Native Claims Settlement Act (ANCSA) Historical Places and Cemetery Sites program, the Alaska National Interest Lands Conservation Act (ANILCA) program, and the Native American Allotment program.

Alaska Native Claims Settlement Act (ANCSA) Historical Places and Cemetery Sites - This program protects cultural and natural heritage resources and increases knowledge of cultural and natural heritage resources managed or influenced by the Department. The program investigates Alaska Native historical places and cemetery sites, Native groups, and Native primary places of residence, and certifies all such claims. Certifications are based on field investigations of the claimed lands and associated historical, archeological, and ethnographic research; the combined findings of which are presented in final reports of investigation.

The primary emphasis of program work is on ensuring completion of the ANCSA land conveyance process; however, this program also manages the ANCSA museum collection in a manner that ensures its long-term preservation. Data contained in the ANCSA collection is shared to support Alaska Native

cultural heritage and educational programs, Federal and State subsistence management programs, and the protection of Alaska's cultural resources.

ANILCA Programs - This program provides funding for activities related to the coordination and consultation with Alaska's Federal land managing agencies, the State of Alaska, Alaska Tribal governments, and the Federal Subsistence Program's Regional Advisory Councils on the subsistence preference for rural Alaskans. This includes Alaska Natives living in rural areas and the administration of programs affecting Native allotments under the 1906 Native Allotment Act.

A major component of the ANILCA program is providing subsistence support. BIA is a member of the Federal Subsistence Board (FSB) and Federal Interagency Staff Committee, and Alaska Natives hold seats on the Program's Regional Advisory Councils (RACs) and also on the Federal Subsistence Board. The RACs were established by Congress to provide opportunities for rural resident involvement in subsistence management; the Secretaries of Interior and Agriculture must accord deference to RAC recommendations regarding subsistence taking of fish/wildlife. Assistance is also provided to Tribes and Native organizations for research on the animal populations which serve as subsistence resources, the patterns of subsistence resource use and sharing (both historical and modern), the methods used for the harvest/preparation of subsistence resources, potential impacts to subsistence harvest activities, and the requirements necessary to maintain a subsistence lifestyle. Funds are provided in the form of grants, contracts, and/or compacts.

Native Allotments - The Native Allotment program provides assistance to Native allotment applicants in acquiring title to his/her lands, applied for under the auspices of the 1906 Alaska Native Allotment Act (1906 Act). The 1906 Act was extinguished with the passage of the 1971 Alaska Native Claims Settlement Act (ANCSA) which was passed in an attempt to settle aboriginal land claims in the State. Under the 1906 Act, there were roughly 10,000 Alaska Native applicants who filed for 18,000 parcels of restricted land, including Native Veteran Allotments. The amount of restricted land that was conveyed totaled over 1.2 million acres. These allotments, along with new Native Veteran Allotment applications, are subject to negotiation of recovery of title through the adjudication process with the Bureau of Land Management (BLM), with the State of Alaska, or the Regional and Village Native Corporations.

Acquisition services provided by the program include collecting evidence of use and occupancy within prescribed timeframes, accompanying applicants and the BLM staff on field exams, performing probates and contacting heirs to notify them of inherited claims, contesting appeals to the Interior Board of Land Appeals, and approving easements for trespass abatement. Of the work being completed in partnership with the BLM, Tribal realty offices address much of the work for Native allotment parcels.

The Native Allotment program also provides regular and necessary technical assistance to the 7 Pub.L. 93-638 contract and 16 Pub.L. 103-413 compact Tribal organizations throughout the State. These 23 organizations have entered into agreements with the BIA to operate the trust realty programs.

Subactivity - Rights Protection (FY 2025: \$17,952,000; FTE: 24):

Program Overview:

Rights Protection (TPA) [\$4,469,000; FTE: 12]:

The BIA field staff provides advice and technical assistance to Tribes and other agency personnel in various rights protection issues. Funds under the program are also provided to Tribes through the contracting and self-governance compacting processes authorized under ISDEAA. Staff consults and cooperates with Tribes involved in negotiating or litigating their water rights; establishing and protecting Tribal treaty hunting, fishing and gathering rights; addressing issues concerning trespass on Tribal trust lands; protect Tribal cultural resources; and addressing natural resource damage claims and other unresolved land management issues. The functions performed by program personnel depend on the services and technical expertise required by the Tribes that is not available in other programs within the jurisdiction of Trust Services.

Water Rights Negotiations/Litigation [\$11,404,000; FTE: 11]:

The Water Rights Negotiation and Litigation program supports confirming and defining Indian water rights through litigation and court decree or through negotiated settlement. The BIA staff coordinates with the Department of Justice, the Department of the Interior's Office of the Solicitor, and the Secretary's Indian Water Rights Office to support active litigation/settlement negotiations. Funding is allocated through BIA's published process (Notice of Revised Instructions for Preparing and Prioritizing Water Program Funding Requests, Federal Register, Vol. 70, No. 201, October 19, 2005) and typically funds projects for data collection and analysis for active litigation and negotiation cases. Types of projects may include economic feasibility studies, studies to determine practicably irrigable acreage, soil classification, hydrographic survey reports, and other technical data that is required by the particular matter being funded.

In FY 2025, in cooperation with the Secretary's Indian Water Rights Office, IA will continue to support efforts to increase efficient management of the Water Rights Litigation/Negotiation program. Focusing on collective partnerships with the Bureau of Reclamation and the United States Geological Survey (USGS), allows the Department to perform work necessary to manage, negotiate, and oversee implementation of settlements of Indian water rights claims.

Litigation Support/Attorney Fees [\$1,800,000]:

These programs support Indian natural resource trust assets management. The Litigation Support and Attorney Fees programs provide funding to Tribes to protect, defend, or establish their rights and protect Tribal trust resources guaranteed through treaty, court order, statute, executive order, or other legal authorities. The Litigation Support program assists Tribes and the United States in procuring the services of experts to conduct studies, research, or collect data to support litigation or administrative proceedings. The Attorney Fees program provides financial assistance to eligible Tribes to secure legal services to assist them in establishing or defending Tribal rights or protecting Tribal trust resources that are guaranteed through treaty, executive order, statute, court decision, or other legal authority.

These funds assist Tribes in retaining experts that can help them assess and respond to a variety of ecological threats to natural resources that are the subject of treaty-reserved rights, both on and off reservation. Tribes use these funds to address those threats, including habitat loss and fragmentation, invasive species, and land use change.

Other Indian Rights Protection [\$279,000; FTE: 1]:

This program provides financial assistance for projects requested by Tribes used to procure legal services to assist in establishing or defending Tribal rights or protecting Tribal trust resources that are guaranteed through treaty, executive order, statute, court decision, or other legal authority. This program increases BIA Capacity to support Tribal Trust interests.

Additionally, the program supports Tribal staff at the regional level and program staff to provide consultation and technical support.

Subactivity - Trust - Real Estate Services Oversight (FY 2025: \$19,759,000; FTE: 87):***Program Overview:*****Central Oversight [\$5,799,000; FTE: 21]:**

The BIA Central Office staff formulates Real Estate Services policy, performs oversight reviews, evaluates the effectiveness of regional real estate functions, administers appeals, and reviews and approves HEARTH Act regulations and reservation proclamations. The program manages the acceptance of real estate on behalf of Tribes under the Base Closure and Realignment Act and the Federal Property and Administrative Services Act. Real Estate Services staff also process waivers for real estate regulations, review and make recommendations for contested real estate transactions, develop regulations and policies affecting trust lands and resources, develop policies for HEARTH Act procedures, and process Tribal HEARTH Act submissions. Real Estate Services staff coordinate national training and the development of resources for field staff. In addition, the program also provides assistance in the development and use of trust and restricted Indian-owned lands, including acquisitions, disposals, tenure of land, rights-of-way, and surface leases. The program also provides guidance and implementation in the development of the system of record (TAAMS) in standardizing the data entry, and the use of the system by the field. Real Estate Services is the primary source of national data and information regarding Indian lands.

Central Oversight is continuing to implement an initiative on the preservation and maintenance of electronic records for all real estate transactions. The initiative will involve the migration, conversion and protection of paper records to digital records and will involve the use of TAAMS as a repository for trust records to support the Paperwork Reduction Act.

Regulations were revised in 2023 for real estate services in the area of land into trust conveyances and revisions are planned to be proposed for agricultural leasing in 2024. Regulatory changes will result in the need for updated policy, guidance, trainings, and TAAMS system enhancements.

Regional Oversight [\$13,960,000; FTE: 66]:

Within the 12 regional offices of the BIA, there are Real Estate Services programs that protect, maintain and preserve the integrity of trust lands and trust resources. Regional offices provide policy directions, technical assistance, training, administrative review and monitoring in the evaluation of the agency real property operations.

In addition, regional office responsibilities also include, but are not limited to, assisting in deciding appeals of agency actions, litigation support, reviewing and approval of numerous real estate services

transactions (acquisitions, disposals, surface and mineral leases and rights-of-way), and land use planning proposal transactions for Tribes who have contracted or compacted the program.

Public Safety & Justice

PUBLIC SAFETY AND JUSTICE

(Dollars in thousands)

Subactivity Program Element	2023 Enacted	2024 Annual- ized CR	2025 Fixed Costs	2025 Internal Transfers	2025 Program Change	2025 President's Budget	Change from 2024 Annualized CR
Law Enforcement	506,290	506,290	+6,208	+555	+66,104	579,157	+72,867
<i>FTE</i>	<i>751</i>	<i>751</i>			<i>+136</i>	<i>887</i>	<i>+136</i>
Criminal Investigations & Police Services	274,152	274,152	+3,570		+41,942	319,664	+45,512
<i>FTE</i>	<i>398</i>	<i>398</i>			<i>+87</i>	<i>485</i>	<i>+87</i>
Detention/Corrections	136,324	136,324	+1,933	+555	+17,584	156,396	+20,072
[Juvenile Detention Center Education]				[+555]		[555]	[+555]
<i>FTE</i>	<i>203</i>	<i>203</i>			<i>+40</i>	<i>243</i>	<i>+40</i>
Inspections/Internal Affairs	3,751	3,751	+76		+140	3,967	+216
<i>FTE</i>	<i>19</i>	<i>19</i>				<i>19</i>	
Law Enforcement Special Initiatives	25,094	25,094	+253		+347	25,694	+600
<i>FTE</i>	<i>49</i>	<i>49</i>				<i>49</i>	
Indian Police Academy	5,163	5,163	+80		+169	5,412	+249
<i>FTE</i>	<i>20</i>	<i>20</i>				<i>20</i>	
Tribal Justice Support	34,836	34,836	+20		+1,883	36,739	+1,903
<i>FTE</i>	<i>5</i>	<i>5</i>				<i>5</i>	
Law Enforcement Program Management	7,391	7,391	+120		+1,724	9,235	+1,844
<i>FTE</i>	<i>26</i>	<i>26</i>			<i>+9</i>	<i>35</i>	<i>+9</i>
Facilities Operations & Maintenance	19,579	19,579	+156		+2,315	22,050	+2,471
<i>FTE</i>	<i>31</i>	<i>31</i>				<i>31</i>	
Tribal Courts (TPA)	71,770	71,770	+484	-26,461	+24,669	70,462	-1,308
[Courts O&M]	[2,000]	[2,000]			[+3,000]	[5,000]	[+3,000]
<i>FTE</i>	<i>16</i>	<i>16</i>				<i>16</i>	
Fire Protection (TPA)	1,665	1,665	+71	-210	+64	1,590	-75
Total Requirements	579,725	579,725	+6,763	-26,116	+90,837	651,209	+71,484
<i>FTE</i>	<i>767</i>	<i>767</i>			<i>+136</i>	<i>903</i>	<i>+136</i>

Summary of 2025 Program Changes

Program Changes	\$(000)	FTE Changes
Law Enforcement	+66,104	+136
Criminal Investigations and Police Services	+41,942	+87
Detention/Corrections	+17,584	+40
Inspections/Internal Affairs	+140	

Summary of 2025 Program Changes

Law Enforcement Special Initiatives	+347	
Indian Police Academy	+169	
Tribal Justice Support	+1,883	
Law Enforcement Program Management	+1,724	+9
Facilities Operations & Maintenance	+2,315	
Tribal Courts (TPA)	+24,669	
Fire Protection (TPA)	+64	
TOTAL, Program Changes	+90,837	+136

Program Description:

Indian Affairs' (IA) Office of Justice Services (OJS)-administered public safety and justice programs fund law enforcement, corrections, and court services to support safe Tribal communities. These programs safeguard life and property, enforce laws, maintain justice and order, and ensure detained American Indian and Alaska Native offenders are held in safe, secure, and humane environments. These programs also directly support the Administration's commitments to Indian Country, by increasing safety on Tribal lands, tackling the crisis of violence against Native women, children and the elderly, and working to address the crisis of Missing and Murdered Indigenous Persons.

Justification of 2025 Program Changes:

The FY 2025 budget request for the Public Safety and Justice program is \$651,209,000 and 903 FTE, a program change of +\$90,837,000 and +136 FTE from the 2024 Continuing Resolution level.

Criminal Investigations & Police Services (+\$41,942,000/ +87 FTE)

Operational Capacity [+\$33,524,000/ FTE +74] – A program increase of \$33.5 million is requested to enable additional Tribal and direct service 'boots on the ground' positions performing crucial public safety services on a 24/7 basis. The increase would fund additional Uniform Police, Criminal Investigator, and Dispatch personnel, which represent the backbone of law enforcement operations in Indian Country. Since roughly two-thirds of the BIA law enforcement programs are operated by Tribes, the request estimates an additional 74 Federal FTE and 148 Tribal positions can be funded. This will help alleviate existing challenges and safety risks associated with present staff limitations. The additional funding will support the growing personnel and operational costs that Tribes are currently facing. The increase would impact both direct service and Tribally run programs in a large number of locations where violent crime rates are well above the national average.

Professional Standards Directorate [\$2,000,000/ FTE +13] – An increase of \$2.0 million is critical to enhance functions within the OJS Professional Standards Directorate, including recruitment and retention initiatives, development and evaluation of law enforcement policies, program reviews, and standardization of equipment/ technology procurement, deployment, and training. The funding will support an additional 13 FTE in the form of law enforcement professionals and administrative support staff.

Baseline Capacity [+\$6,418,000] – The 2025 budget includes important investments in programs needed to help strengthen America and be more competitive as the world continues to change. These investments

include funding needed to maintain a strong, talented workforce and the must-pay requirements needed to continue to fulfill BIA's mission. The baseline capacity reflects the incremental amount needed to cover the fixed costs associated with mission operations in FY 2024. This request in combination with the FY 2025 fixed costs amounts will allow the program to meet must-pay requirements without impacting program activities.

Detention/ Corrections (+\$17,584,000/ +40 FTE)

Detention/Corrections Operations [+\$14,000,000] – A program increase of \$14.0 million will support the operational needs of Indian Country detention and corrections programs encountering growing personnel, equipment, and technology costs. Detention and corrections programs support safe and secure confinement of offenders sentenced by hundreds of Tribal courts throughout Indian country each year. Since roughly two-thirds of the BIA law enforcement programs are operated by Tribes, the request estimates an additional 40 Federal FTE and 80 Tribal positions. This will help alleviate existing challenges and safety risks associated with current staff limitations. The additional resources will also enable operational improvements such as electronic cell check devices, as well as critical BIA policy updates to ensure consistency with the American Jail Association Core Standards and comprehensive in-custody death investigation procedures. The additional funding will support the growing personnel and operational costs that Tribes are currently facing. The increase would impact both direct service and Tribally run programs in several locations where violent crime rates are well above the national average.

Baseline Capacity [+\$3,584,000] – The 2025 budget includes important investments in programs needed to help strengthen America and be more competitive as the world continues to change. These investments include funding needed to maintain a strong, talented workforce and the must-pay requirements needed to continue to fulfill BIA's mission. The baseline capacity reflects the incremental amount needed to cover the fixed costs associated with mission operations in FY 2024. This request in combination with the FY 2025 fixed costs amounts will allow the program to meet must-pay requirements without impacting program activities.

Juvenile Detention Center Education [Internal Transfer: +\$555,000] – This change is an internal transfer only. In FY 2025, IA proposes to transfer this Juvenile Detention Center education funding to support education activities in BIA detention centers. This funding helps to meet education needs by coordinating with the student's home, the Department of Health and Human Services, and the Office of Tribal Justice Support to allow for the continuous education of the student in the core subjects of math and language arts during the student's absence from school. Funding is currently appropriated to the Bureau of Indian Education, which then transfers the funds to the Bureau of Indian Affairs' Office of Justice Services for allocation to detention centers. By transferring these funds directly to the Office of Justice Services, it will reduce the time it takes to make these funds available for use at the juvenile detention centers.

Inspection/ Internal Affairs (+\$140,000/ +0 FTE)

Baseline Capacity [+\$140,000] – The 2025 budget includes important investments in programs needed to help strengthen America and be more competitive as the world continues to change. These investments include funding needed to maintain a strong, talented workforce and the must-pay requirements needed to continue to fulfill BIA's mission. The baseline capacity reflects the incremental amount needed to cover the fixed costs associated with mission operations in FY 2024. This request in combination with the FY

2025 fixed costs amounts will allow the program to meet must-pay requirements without impacting program activities.

Law Enforcement Special Initiatives (+\$347,000/ +0 FTE)

Baseline Capacity [+ \$347,000] – The 2025 budget includes important investments in programs needed to help strengthen America and be more competitive as the world continues to change. These investments include funding needed to maintain a strong, talented workforce and the must-pay requirements needed to continue to fulfill BIA’s mission. The baseline capacity reflects the incremental amount needed to cover the fixed costs associated with mission operations in FY 2024. This request in combination with the FY 2025 fixed costs amounts will allow the program to meet must-pay requirements without impacting program activities.

Indian Police Academy (+\$169,000/ +0 FTE)

Baseline Capacity [+ \$169,000] – The 2025 budget includes important investments in programs needed to help strengthen America and be more competitive as the world continues to change. These investments include funding needed to maintain a strong, talented workforce and the must-pay requirements needed to continue to fulfill BIA’s mission. The baseline capacity reflects the incremental amount needed to cover the fixed costs associated with mission operations in FY 2024. This request in combination with the FY 2025 fixed costs amounts will allow the program to meet must-pay requirements without impacting program activities.

Tribal Justice Support (+\$1,883,000/ +0 FTE)

Base Tribal Justice Support Funding [+ \$1,850,000] – The FY 2025 budget increase of \$1.9 million for Tribal Justice Support is part of a coordinated effort proposed by BIA to expand the reach and activities of the Tiwahe Initiative. The Tiwahe Initiative budget proposal includes increased funding for Social Services, Indian Child Welfare Act, Housing Program, and Tribal Justice Support. With the additional funding, the Tribal Justice Support program will provide technical assistance and direct funding opportunities to Tribes seeking to develop and operate Healing to Wellness courts. Healing to Wellness courts serve as effective alternatives to incarceration and provide a culturally appropriate forum to assist clients in addressing underlying behavioral health and substance abuse issues. Broader access to these courts will strengthen current Tribal justice capabilities, practices, and protocols to ensure that child, youth, or adult needs are more commonly identified and documented. As a result, individual Indians will have a greater ability to participate in pre-trial to re-entry, case-managed services that are culturally and traditionally guided.

Baseline Capacity [+ \$33,000] – The 2025 budget includes important investments in programs needed to help strengthen America and be more competitive as the world continues to change. These investments include funding needed to maintain a strong, talented workforce and the must-pay requirements needed to continue to fulfill BIA’s mission. The baseline capacity reflects the incremental amount needed to cover the fixed costs associated with mission operations in FY 2024. This request in combination with the FY 2025 fixed costs amounts will allow the program to meet must-pay requirements without impacting program activities.

Law Enforcement Program Management (+\$1,724,000/ +9 FTE)

This \$1.7 million increase will support the Office of Emergency Management (OEM) with \$1,000,000 for OEM Capacity and Public Information Officers. It will also support an additional \$250,000 for Mental Health and Wellness Coordination, and a baseline capacity increase.

OEM Capacity and Public Information Officers [+\$1,000,000; FTE: +8] – The FY 2025 budget proposes a \$1 million increase to address deficiencies in the Indian Affairs Emergency Management (EM) function that became increasingly evident throughout the COVID-19 pandemic and the escalating number and severity of emergencies caused by climate change. This funding increase will bring the IA Emergency Management program up to an adequate level to provide Tribes with proper emergency response coordination.

The additional funding would add five Regional Emergency Managers who serve as the subject matter experts responsible for field activities working in coordination with the Regional Director, Agency Superintendent (when applicable), and Emergency Management Point of Contact as a member of the DOI Office of Emergency Management (OEM) for emergencies and disasters impacting Federally recognized Tribes.

This increase will also facilitate the hiring of three Public Information Officers (PIOs) to establish a core public affairs capacity within the BIA Emergency Management program. The funding will be utilized to improve strategic communication capacity, planning, and capabilities. This will include dedicated specialists who can assist regional offices before, during, and after emergency events, such as major storms, wildfires, and law enforcement incidents.

Funding will also enable BIA to train, coordinate, mobilize, and develop EM capacity depth across all regions and initiate or continue coordination with Tribes to provide preparedness training and support. This is crucial for providing year-round coverage necessary to respond quickly whenever and wherever emergencies occur. Moreover, the increased capacity of permanent PIOs will aid in addressing long-term challenges in recruitment, retention, and succession planning. This will contribute to building the next generation of emergency management professionals that Indian Country requires to maintain an integrated emergency management program.

Law Enforcement Wellness Programs [+\$250,000; FTE: +1] – The 2025 President's budget includes funding for a Mental Health and Wellness Coordinator for all DOI Law Enforcement programs, including \$250,000 for a coordinator specifically in the BIA Law Enforcement Program. This supports the DOI Law Enforcement Task Force recommendation that the Department proactively support the mental health, wellness, and resiliency of all DOI law enforcement officers from recruitment to retirement. Healthy law enforcement officers have effective interactions with the public and make sound operational decisions in the performance of their duties which positively impact the public's view of DOI law enforcement and the ability of law enforcement officers to do their work.

This position will oversee BIA's Critical Incident Stress Management and Peer-to-Peer Support programs established in FY 2023 in response to DOI's Law Enforcement Task Force recommendations. These programs focus on law enforcement and correctional officer resiliency within BIA. The interactive

program trains law enforcement and correctional officers on effective ways to manage trauma, stress, burnout, substance abuse, and other issues that often arise in the line of duty. The current model is designed to reduce health disparities and increase access to best-practice health care and wellness for rural and underserved populations. BIA will leverage technology to support ongoing virtual training and tele-mentoring sessions for BIA law enforcement by connecting them with local providers and specialists at academic and other medical centers.

Baseline Capacity [+ \$474,000] – The 2025 budget includes important investments in programs needed to help strengthen America and be more competitive as the world continues to change. These investments include funding needed to maintain a strong, talented workforce and the must-pay requirements needed to continue to fulfill BIA’s mission. The baseline capacity reflects the incremental amount needed to cover the fixed costs associated with mission operations in FY 2024. This request in combination with the FY 2025 fixed costs amounts will allow the program to meet must-pay requirements without impacting program activities.

Facilities Operations & Maintenance (+\$2,315,000/ +0 FTE)

Facilities Operations & Maintenance [+ \$2,000,000] – The requested \$2 million program increase will be used to address the rising cost of operating public safety facilities including janitorial services, utilities, refuse disposal, fire protection, maintenance of vehicles, communications, pest control, personnel services, equipment, materials and supplies, travel, training, and products required to keep these services operational. The program funds will also be used for costs necessary to comply with Occupational Safety and Health Act standards. In addition, funds will be used to conduct preventive, routine, scheduled and unscheduled maintenance for public safety facilities, equipment, utility systems, and ground structures. Funds will provide needed maintenance services for:

- Equipment such as heating, ventilation and air conditioning systems, boilers and other pressure vessels, furnaces, fire alarms and sprinklers, radio repeaters, and security systems.
- Utility systems such as potable water wells, water treatment plans, and water storage tanks.
- Horizontal infrastructures including sidewalks, driveways, parking lots, and landscaping.

Baseline Capacity [+ \$315,000] – The 2025 budget includes important investments in programs needed to help strengthen America and be more competitive as the world continues to change. These investments include funding needed to maintain a strong, talented workforce and the must-pay requirements needed to continue to fulfill BIA’s mission. The baseline capacity reflects the incremental amount needed to cover the fixed costs associated with mission operations in FY 2024. This request in combination with the FY 2025 fixed costs amounts will allow the program to meet must-pay requirements without impacting program activities.

Tribal Courts (TPA) (+\$24,669,000/ +0 FTE)

Operations & Maintenance [+ \$3,000,000] – A program increase of \$3.0 million will support facility operations and maintenance needs of Tribal courts. This increase reflects Tribal budget priorities as relayed by the Tribal/Interior Budget Council (TIBC). The Tribal Courts (TPA) budget currently provides programmatic funding to over 196 Tribal courts under Pub. L. 93-638 contracts and self-governance compacts for all levels of court staff and administrative needs to ensure the judicial operation of Tribal

justice systems. This funding increase will help address gaps in limited BIA funding to support Tribal court facilities operation and maintenance costs in a manner similar to law enforcement offices, detention centers, and other facilities. Increasing the facility funding component will enable preventive, routine, scheduled, and unscheduled maintenance for BIA-funded Tribal courts as well as janitorial services, utilities costs, refuse disposal, fire protection, pest control, equipment, materials and supplies, and products required to keep these services operational. These activities are necessary in order to comply with Occupational Safety and Health Act standards and ensure safe and functional court facilities in Indian Country. The facility operations and maintenance needs of Tribal courts has historically been and continues to be a top budget priority of TIBC.

Navajo Nation v. U.S., case no. 22-5100 (D.C. Cir.) Decision [+ \$15,000,000] – The FY 2025 budget seeks an additional \$15.0 million to cover self-determination Tribal Court funding obligations of the United States for FY 2025 resulting from this decision. Funding will be used by the Navajo Nation to increase capacity of their Tribal Court program.

Operational Capacity [+ \$5,749,000] – An additional \$5.7 million is requested to increase the recurring Tribal base funding within the Tribal Courts (TPA) program line. In addition to strengthening the capabilities of over 196 Tribal courts, this increase supports Tribal self-determination as it was envisioned when BIA established the Tribal Priority Allocation (TPA) system within its budget.

Baseline Capacity [+ \$920,000] – The 2025 budget includes important investments in programs needed to help strengthen America and be more competitive as the world continues to change. These investments include funding needed to maintain a strong, talented workforce and the must-pay requirements needed to continue to fulfill BIA’s mission. The baseline capacity reflects the incremental amount needed to cover the fixed costs associated with mission operations in FY 2024. This request in combination with the FY 2025 fixed costs amounts will allow the program to meet must-pay requirements without impacting program activities.

[Internal Transfer: -\$26,461,000] The final balance on this line reflects several transfers. A total of \$24.2 million is being transferred for ISDEAA Title IV Tribes: a Tribe that is moving to Title IV status requested a transfer to the Tribal Government Self-Governance line, and the four Oklahoma McGirt impacted Tribes that were already Title IV Tribes required movement of their base Tribal Courts (TPA) funding to their Compact agreements in 2025. Additionally, other internal Tribal transfers totaling \$2.3 million is reflected. In reviewing the budget tables, please note that these shifts in funding will appear in the “Internal Transfer” column, whereas actual increases or decreases to a budget line will appear in the “Program Change” column.

Fire Protection (+\$64,000/ +0 FTE)

Baseline Capacity [+ \$64,000] – The 2025 budget includes important investments in programs needed to help strengthen America and be more competitive as the world continues to change. These investments include funding needed to maintain a strong, talented workforce and the must-pay requirements needed to continue to fulfill BIA’s mission. The baseline capacity reflects the incremental amount needed to cover the fixed costs associated with mission operations in FY 2024. This request in combination with the FY

2025 fixed costs amounts will allow the program to meet must-pay requirements without impacting program activities.

Public Safety and Justice Overview:

The Administration is committed to upholding the United States' responsibilities to Tribal Nations and empowering Tribal Nations to govern their own communities. This commitment includes increasing safety on Tribal lands, which OJS directly supports through its activities and programs.

The mission of OJS is to uphold the constitutional sovereignty of federally recognized Tribes and preserve peace within Indian Country. The OJS and its Tribal partners are responsible for providing for the safety of Indian communities by ensuring the protection of life and property, enforcing laws, maintaining justice and order, and by ensuring incarcerated Native Americans are confined in safe, secure, and humane environments. Ensuring public safety is one of the most fundamental government services provided in Tribal communities. Resources requested under this budget activity fund all three critical components of effective justice systems: law enforcement, corrections, and courts.

To help address the crisis of Missing and Murdered Indigenous Persons across the United States, the Secretary formed a new Missing & Murdered Unit (MMU) within the BIA-OJS in 2021 to better coordinate law enforcement resources. The MMU provides leadership in the Federal response to missing persons cases and murders of Indigenous persons and also works to enhance victim services for family members. To better leverage MMU investigative capabilities, OJS is recruiting additional personnel to staff regional evidence response teams. The teams are strategically located and equipped to optimize evidence collection and management across Indian Country in a more time-sensitive manner than FBI resources currently provide. Advanced investigative analysis and successful prosecution of offenders widely hinge upon the timely collection of, and access to, evidence.

BIA-OJS is also continuing to participate in interagency efforts, including responses to recommendations from the Not Invisible Act Commission's November 2023 Report, *Not One More*, targeting significant and rising criminal justice issues impacting Native American communities, particularly Native women. Some of the recommendations this interagency effort is working to address are:

- improved data collection and reporting of missing and murdered persons,
- improved information sharing among stakeholders,
- domestic violence and other major crimes, and
- barriers to cross-jurisdictional investigations.

Subactivity - Law Enforcement (FY 2025 \$579,157,000; FTE: 887):

Program Overview:

The Law Enforcement budget subactivity is comprised of six operational areas:

- Police and Corrections
- Inspections/Internal Affairs
- Indian Police Academy
- Tribal Justice Support

- Program Management
- Facilities Operations and Maintenance

This subactivity increases safety in Indian Communities through critical law enforcement activities at the local level and through National-level initiatives. The majority of resources in this subactivity support local level law enforcement, detention/corrections, and court services for Indian communities. Many Tribes operate their law enforcement programs themselves, through Pub.L. 93-638 contracts and self-governance compacts; IA provides direct services to other Tribes that choose not to contract for public safety services. The majority of resources are distributed based on historical funding amounts.

The Tribal Law and Order Act continues to influence efforts to address crime in Tribal communities, and it places a strong emphasis on decreasing violence against American Indian and Alaska Native women. The Act encourages the hiring of more law enforcement officers for Indian lands and provides additional tools to address critical public safety needs. Specifically, the law enhances Tribes' authority to prosecute and punish criminals; expands efforts to recruit, train and keep BIA and Tribal police officers; and provides BIA and Tribal police officers with greater access to criminal information sharing databases. It authorizes new guidelines for handling sexual assault and domestic violence crimes, from training for law enforcement and court officers, to boosting conviction rates through better evidence collection, to providing better and more comprehensive services to victims.

The 2013 and 2022 reauthorizations of the Violence Against Women Act (VAWA) had a significant impact on Tribal justice systems. The laws amended, among other statutes: the Indian Civil Rights Act, 25 U.S.C. 1301; the Federal Assault provisions under 18 U.S.C. 113; and the Domestic Violence and Stalking Chapter, specifically addressing the full faith and credit given to Tribal protection orders, under 18 U.S.C. 2265. To ensure compliance with provisions contained in VAWA, BIA conducts training for direct service program staff in the areas of law enforcement, victim services, and courts, as well as provides additional technical assistance and training to Tribes operating these programs under Pub.L. 93-638 contracts and compacts, and assists Tribes in updating their codes to reflect provisions in the VAWA Reauthorizations as they “opt in.”

Criminal Investigations and Police Services [FY 2025: \$319,664,000; FTE: 485]:

The Office of Justice Services is responsible for enforcing laws and investigating crimes committed on or involving Indian Country, primarily where States lack local criminal jurisdiction. Programs address major Federal crimes as well as state crimes assimilated into Federal statutes, such as murder; manslaughter; child sexual abuse; kidnapping; rape; assault; arson; burglary; robbery; and the production, sale, or distribution of illegal drugs. In addition to investigating crimes, OJS provides oversight and technical assistance to Tribal law enforcement agencies.



Police vehicle participates in a procession (left), IA Office of Justice Services seal (center), and an officer and civilian in a traffic stop (right).

The program supports 198 total law enforcement offices, which include 25 full-function agencies operated directly by OJS, 164 agencies that are contracted or compacted for operation by Tribes, and 8 OJS sub-agencies that do not have defined service populations. Approximately 66 percent of the funds under Criminal Investigations and Police Services are expended by Tribes under Pub.L. 93-638 contracts and self-governance compacts. Unlike other IA programs, Criminal Investigations & Police Services is a mobile program where personnel respond to immediate life/safety protection needs on a 24/7 basis 365 days/year for over 200 Tribes in 10 IA regions that include over 1.6 million people living on Indian land across the United States.

In addition to the nearly two hundred local law enforcement offices, this program funds a management and administrative infrastructure that provides critical support at the regional and national levels. These components are necessary to engage with Tribes on law enforcement issues, ensure accountability, and maintain efficient administrative support for local law enforcement offices throughout Indian Country. The mid-level teams represent key linkage in areas such as coordinating strategic planning, consistency in the procurement and management of vehicles, firearms, and other controlled equipment, and tracking of policy-related requirements for BIA-funded law enforcement programs nationwide.

In order to help monitor the performance of OJS and Tribal law enforcement agencies overall, OJS has established a metric tracking the percentage of certain criminal offenses solved by arrest. During FY 2023, the offense clearance rate achieved was 53.7 percent, which exceeded the established target of 52.5 percent. The underlying data, reported by the FBI's National Incident Based Reporting System (NIBRS), highlights the exceptional relationship that Indian Country law enforcement maintains with the communities they serve throughout the Nation. The reporting entities included 191 law enforcement offices that leverage the deep generational permanence that is unique to families in Indian Country. With smaller transient populations than comparable non-Indian communities, the officers are able to achieve a more permanent impact with their community outreach and networking efforts. Further, because much of the violent crime reported is drug-related, the OJS Drug Enforcement Division contributes significant investigative resources, along with the OJS Missing and Murdered Unit, to help Tribes clear these cases on an annual basis.

In addition to local reservation law enforcement efforts, OJS also operates the largest nationwide network of drug enforcement agents dedicated solely to Indian Country. Drug trafficking and drug related crime, including the ongoing opioid and methamphetamine crises, continue to escalate throughout Indian

Country. Tribal officials have consistently called for action toward addressing an increasingly common cause of Indian Country crime by strengthening drug enforcement capabilities throughout the Nation. Jurisdictional complexities and resulting challenges to prosecution continue to make Indian communities disproportionately vulnerable to systematic infiltration by drug cartels.

Currently, the OJS Division of Drug Enforcement is comprised of 53 BIA criminal investigator positions and eight K-9 officer positions strategically located throughout the country. Responsibilities of drug enforcement agents include managing investigations and implementing interdiction programs to reduce drug use, distribution, and drug related crime. Agents perform activities that include conducting complex criminal investigations, carrying out surveillance of criminals, infiltrating drug trafficking networks, developing and implementing undercover techniques, executing search warrants, confiscating illegal drug supplies, and collecting and processing evidence. The annual funding and activities associated with drug enforcement, intelligence sharing, school resource officers, and victim witness coordination are reported to the Office of National Drug Control Policy as IA's contribution to combating drug trafficking and crime in Indian Country.


The request maintains the 2023 enacted funding to address Tribal needs related to implementation of public safety changes resulting from the *McGirt v. Oklahoma* decision. The McGirt decision reaffirmed the reservation boundaries of the Muscogee (Creek) Nation and subsequent court actions reaffirmed reservations of the similarly situated “Five Tribes” and other Tribes which collectively span the eastern half of the State of Oklahoma. In doing so, the Court rejected Oklahoma’s exercise of criminal jurisdiction over a major crime committed by an Indian within Indian country leading to increased criminal justice system responsibilities for Federal and Tribal Governments. These Tribes now also share in the requested 2025 increased funding for boots on the ground and other law enforcement efforts.

The FY 2025 request also supports strengthening law enforcement activities at the national and local levels to address longstanding public safety challenges unique to Indian Country. The OJS will use additional funding to provide additional ‘boots on the ground’, bringing additional personnel to law enforcement operations where they are needed.

Detention/Corrections [FY 2025: \$156,396,000; FTE: 243]:

The safe and secure confinement of offenders sentenced by hundreds of Tribal courts throughout Indian country each year is a fundamental aspect of public safety. The OJS Detention/Corrections program oversees 101 detention programs nationwide, of which 74 are Tribally operated and 27 are operated by BIA as a direct service to Tribes.

The program requires correctional supervisors, officers, cooks, and administrative personnel, along with food service contracts, inmate surveillance and other computer systems, communications equipment and service, bedding, and uniforms. In addition, the program funds four teams of armed transport officers to enable police officers to remain in their respective communities, patrolling, and enforcing the law rather than traveling long distances to transport prisoners.



A group of officers at the Standing Rock Youth Detention / Youth Services Center with juvenile educators, juvenile officers and HQ program officers (left), IA Office of Justice Services seal (center), and Wanbli Wiconi Tipi - Rosebud Youth Wellness and Renewal Center – Juvenile Detention Center with US flag in the foreground (right).

IA is responsible for providing Detention/Corrections services or funding to approximately 232 Tribes. Of those, 48 Tribes have compacted or contracted detention center funding and BIA directly operates detention centers that serve roughly 21 Tribes. The detention needs of the remaining 163 Tribes are handled via “direct service”, whereby IA funds commercial contracts with local county or Tribal facilities to house Tribal inmates. The FY 2025 request includes additional funding to support the operational needs of Indian Country detention and corrections programs. The additional resources will help cover growing personnel, equipment, and technology costs necessary to support safe and secure confinement of offenders.

BIA and the DOJ Bureau of Justice Assistance (BJA) continue to coordinate the planning and renovation of jails in Indian Country. Currently, the organizations continue to conduct meetings to discuss Tribes’ grant requests received by DOJ. BIA participation in these meetings is critical to ensure that each individual grant request can be evaluated within an accurate regional or nationwide context. Previous Tribal grant recipients are included in the discussions to update the Federal partners on planning, development, construction, and opening schedules of funded facilities. The Indian Health Service is another integral Federal partner brought in at the planning stages to ensure effective coordination of services to Indians.

The FY 2025 request maintains the FY 2023 enacted funding level to support the detention and corrections needs for Tribes facing severe resource challenges resulting from the Supreme Court’s decision in *McGirt v. Oklahoma*. Specifically, the combined physical jurisdiction of these programs has grown ten-fold from 1.9 million acres to nearly 20.0 million acres as a result of the *McGirt* decision. Among the evolving challenges are growing costs associated with transporting and housing a rapidly increasing number of Tribal offenders in local county detention facilities.

Juvenile Detention Center education funding supports education activities in BIA detention centers by coordinating with the student’s home, the Department of Health and Human Services, and the Office of Tribal Justice Support to allow for the continuous education of the student in the core subjects of math and language arts during the student’s absence from school. This ensures that these students will have an easier transition back into their communities and offer them a stronger foothold towards future success.

In FY 2023, OJS worked to address the remaining deficiencies identified in the December 2021 In-Custody Death investigation report. In November 2022, the BIA and the FBI entered into a MOU

formalizing the cooperation between the two agencies on investigations of in-custody deaths and the sharing of information and investigative reports. Reducing delays in completing these investigations by shifting to a team approach will lead to more timely resolution and greater accountability. OJS also developed a professional network of 89 Jail Administrators by collaborating with agencies including the American Jail Association and DOJ Bureau of Justice Assistance to prepare and keep BIA's program informed, educated, and leading on detention matters with efforts to reduce serious incidents in jails.

OJS also identified four detention centers to serve as food hubs implementing the Indigenous Food Hub program under the White House National Strategy on Hunger and Nutrition. The locations identified are: Standing Rock Juvenile, Ute Mountain Ute Adult, Eastern Nevada Adult, and Wind River Adult Detention Centers. These four programs will continue to work with the BIE/BIA nutritionist to assist Food Hubs in meeting the national initiatives and support healthy eating and decision making for inmate care and health.

Inspections/Internal Affairs [FY 2025: \$3,967,000; FTE: 19]:

This program conducts operational inspections/audits, including physical security audits of Bureau of Indian Education (BIE) schools and IA Federal buildings, and investigations of officer-involved shootings and in-custody deaths that occur in Indian Country. This oversight function emphasizes standardization and professionalism of BIA and Tribal law enforcement, criminal investigations, and corrections programs.

Program staff conduct annual audits on Federal investigative case file reviews, detention program reviews, police program reviews, and law enforcement facility vulnerability assessments. The inspection/audits conducted by an independent staff provide an objective appraisal that illustrates the level to which professional standards are incorporated within each specific program.

Inspection reports identify the compliance of BIA standards applicable to each specific program, review areas of high liability, evaluate practices of well performing operations, and identify areas of deficiency that require improvement. The law enforcement, criminal investigations, and detention audit process also includes a review of equipment checklist (vehicles, firearms, emergency equipment, etc.), evidence room standard compliance, and personnel/administrative requirement review (employee development, performance appraisals, training records, etc.).

Law Enforcement Special Initiatives [FY 2025 \$25,694,000; FTE: 49]:

This program targets resources for specific initiatives including addressing the Missing and Murdered Indigenous Persons crisis, victim and witness services, data collection, and land mobile radio communication. The special initiative line allows OJS to dedicate funding for focused strategic efforts directed to a specific purpose.

Missing and Murdered American Indians and Alaska Natives: In coordination and consultation with American Indians and Alaska Natives, this initiative is developing protocols for new and unsolved cases and improving responses to investigative challenges, as well as collecting and managing data across jurisdictions. In his proclamations designating May 5 as Missing and Murdered Indigenous Persons Awareness Day, President Biden recommitted to working with Tribal nations to address this crisis.

This funding supports the Missing and Murdered Unit (MMU) established by Secretary Haaland to pursue justice for Missing and Murdered American Indians and Alaska Natives by identifying gaps in information sharing and data collection. The unit provides leadership and direction for cross-departmental and interagency collaboration involving missing and murdered American Indians and Alaska Natives putting the full weight of the Federal government into investigating these cases and marshalling law enforcement resources across Federal agencies. The MMU works collaboratively with other agencies, including DOJ's National Missing and Unidentified Persons System, and develops strategic partnerships with additional stakeholders such as the FBI's Behavioral Analysis Units, the FBI Forensic Laboratory, the U.S. Marshals Missing Child Unit, and the National Center for Missing and Exploited Children. The MMU also draws on the experience and expertise of those on the frontlines of this crisis, including Tribal governments, law enforcement agencies, survivors, families of the missing, and all communities throughout Indian country.

Within BIA, the OJS MMU funds 43 Criminal Investigator positions located throughout Indian Country. These agents represent a second investigative tier developed to ensure that each case is pursued until all solvability factors have been exhausted, or until further evidence is discovered and the case can be solved. Supplementing the MMU's efforts is funding to support five new BIA Regional Evidence Recovery Teams (ERTs), including specialized vehicles, equipment, and supplies. As the ERTs come online, Indian Country investigators will get more rapid access to these crucial crime scene and evidence resources, rather than waiting for an FBI ERT to travel from several States away to process a crime scene in Indian Country.

Law Enforcement Special Initiatives funding to expand the OJS training footprint and bring advanced training programs to Tribes in more parts of the United States also supports the goals of the MMU. The new advanced training focuses on advanced Police, Corrections, and Criminal Investigations training opportunities for Tribes in several IA Regions. The increased training capacity enables advanced courses such as: Missing Person Investigation, Human Trafficking, Evidence Collection and Processing, Forensic Training, Opioid Educational Programs, Drug Identification and Investigations, Lieutenant Command School, Executive Command School, Police Officer In-Service, Correction Officer In-Service and Police Chief In-Service.

In addition, the budget supports the addressing the recommendations of the Not Invisible Act Commission, comprised of Tribal and Federal representatives of the Bureau of Indian Affairs, Department of Justice's (DOJ) Office of Justice Programs, the Office on Violence Against Women, the Office of Community Oriented Policing Services, the Office of Tribal Justice, and the Federal Bureau of Investigation. This joint Commission focusing on reducing violent crime against Indians was established in 2021 as part of the Not Invisible Act, which was enacted to coordinate prevention efforts, grants, and programs related to missing and murdered Indigenous peoples. The Commission published its findings in November 2023.

Victim/Witness Assistance program: This program provides assistance to victims and witnesses who are involved with criminal prosecutions in Tribal or Federal courts within Indian Country during the investigative stages of violent and/or drug crimes; the ability of witnesses or victims to cooperate with law enforcement is critical to the success of many prosecutions. The program administers and promotes overall victim services by analyzing the needs of victims and the needs of law enforcement agencies,

ensuring that victims are afforded their rights under the Crime Victims' Rights Act of 2004 as required for Federal law enforcement agencies. This program funds victim specialists that provide initial response and follow-up services to victims and their families during their involvement with the criminal justice system.

Land Mobile Radio: The land mobile radio communication system is a wireless communication network within Indian Country and is an instrumental component of public safety, education, public works, and wildfire programs in Tribal communities. This program funds the support, repair, and replacement of radio equipment installed in hundreds of BIA vehicles across the Nation, as well as hundreds of hand-held radio units, all used in primarily remote locations with limited or no cell phone coverage. Support activities occur on a 24-hour/365-day basis to ensure connectivity among dispatch stations and police or correctional officers, as well as other emergency personnel in the field.

Reducing Recidivism Initiative: This initiative has been incorporated into the BIA Tiwahe Initiative since 2019 and includes efforts to reduce prison recidivism at five pilot sites across Indian country. The reducing recidivism initiative employs a comprehensive “alternatives to incarceration” strategy that seeks to address underlying causes of repeat offenses, including substance abuse and social service needs, through Tribal and Federal partnerships. It began as a pilot program originally established as a short-term endeavor with a measurement period that would end in FY 2017. However, with program objectives that complement those of the Tiwahe Initiative, funding is maintained through the FY 2025 budget and is expected to continue as part of the Tiwahe Initiative.

Indian Police Academy [FY 2025: \$5,412,000; FTE: 20]:

The Indian Police Academy (IPA) is located at the Department of Homeland Security Federal Law Enforcement Training Center at Artesia, New Mexico and provides basic police, criminal investigation, telecommunications, and detention training programs at no cost to Tribal or Federal personnel serving the critical public safety needs of Indian Country. The Academy offers a wide range of collaborative training opportunities at the Federal Law Enforcement Training Center (FLETC)- Artesia (NM) and Glyncro (GA) Centers for instructor-led and e-FLETC courses and on-site training in specialized courses.



Officers in a ceremony at the Indian Police Academy in Artesia, NM (left), IA Office of Justice Services seal (center), and officers standing at attention outside at the Indian Police Academy (right).

As BIA enhances its advanced training center in the northern United States, the IPA continues to offer advanced courses, including child abuse investigation, domestic violence investigation, sex crime investigation, field training officer certification, management/leadership, peer support/critical incident

debriefing, community policing, and drug investigation. Other advanced courses include use of force, firearms instruction, archeological resource protection, executive leadership, crime scene processing, interview and interrogation techniques, criminal jurisdiction in Indian Country, advanced detention, and dispatcher training courses for both Tribal and BIA law enforcement officers.

Tribal Justice Support [FY 2025: \$36,739,000; FTE: 5]:

The Office of Tribal Justice Support (TJS) is a vital contributor to the BIA initiative to target significant and rising criminal justice issues impacting Native American communities, particularly Native women. The 2013 and 2022 VAWA reauthorization included special domestic violence criminal jurisdiction provisions affecting Indian populations on reservations which has had a significant impact on Tribal justice systems. To ensure compliance with provisions contained in VAWA, IA conducts training for direct service program staff in the areas of law enforcement, social services, victim services, and courts, as well as provides additional technical assistance and training to Tribes operating these programs under Pub.L. 93-638 contracts and compacts, and assists Tribes in updating their codes to reflect provisions in the VAWA Reauthorization as they “opt in.”



Tribal courtroom with wooden furniture (left), IA Office of Justice Services seal (center) and a wooden gavel set with Native design beside a decorative feather (right).

The Office of Tribal Justice Support was established to further the development, operation, and enhancement of Tribal justice systems and BIA Courts of Indian Offenses. The program regularly provides Tribal Courts with technical assistance in the fields of pre-trial, probation, alternative sentencing issues, family matter issues including domestic violence, Indian Child Welfare Act (ICWA), juvenile issues, victim witness issues, probate matters, contract matters, and matters of economic development including contract issues and Uniform Commercial Codes legislated by Tribal governments.

The Office of Justice Services conducts assessments of Tribal justice systems, documenting needs across Indian Country including both in Tribal communities where Tribes have criminal jurisdiction and, in those States where criminal jurisdiction has been remanded to the State by statute. The office uses the Tribal Court Review as the fundamental mechanism to assess Tribal court operations and processes overall, as well as in relation to ICWA and Probate matters.

A portion of program funding is allocated to provide specific training to Tribal court personnel including Tribal court judges, Tribal court prosecutors, Tribal public defenders, and Tribal court management computer systems. The program also provides Tribal court bench books covering both the criminal and civil issues at trial and works specifically with Tribal court judges and Tribal court associations to provide training and technical assistance for court personnel.

The 2025 request for Tribal Justice Support funding will support Healing to Wellness courts under the Tiwahe Initiative. The Tiwahe Initiative budget proposal includes increased funding for Social Services, Indian Child Welfare Act, Housing Program, Economic Development, and Tribal Justice Support with plans to further expand the Tiwahe Initiative on a permanent basis. The Tribal Justice Support program will provide technical assistance and direct funding opportunities to Tribes seeking to develop and operate Healing to Wellness courts. Healing to Wellness courts serve as effective alternative to incarceration and provide a culturally appropriate forum to assist clients in addressing underlying behavioral health and substance abuse issues. Broader access to these courts will strengthen current Tribal justice capabilities, practices, and protocols to ensure that child, youth, or adult needs are more commonly identified and documented. As a result, individual Indians will have a greater ability to participate in pre-trial to re-entry, case-managed services that are culturally and traditionally guided.

During FY 2023, OJS funded the completion of 70 Tribal court assessments. Tribal court assessment teams worked with each court to develop a three-to-five-year strategic action plan to prioritize and address infrastructure needs such as Tribal code development, development of court manuals and bench books, court management systems, safety plans, hiring of court personnel, and training. One-time funding was then targeted to these courts to implement prioritized items in their strategic action plans. Ongoing funding for the corrective actions and corresponding technical assistance from OJS has dramatically improved Tribal court efficiency and operational capabilities at these locations.

Law Enforcement Program Management [FY 2025: \$9,235,000; FTE: 35]:

BIA is the Federal entity most directly responsible for maintaining law and order throughout Indian Country. This funding supports the Office of Justice Services' national leadership team and a number of administrative or support services to manage the activity effectively for Tribes. The team collaborates with other Federal partners and develops and disseminates standards, policies, and procedures for IA implementation of the law enforcement, corrections, emergency management, land mobile radio, Tribal court, and justice training programs.



Map design with OJS regions (left), IA Office of Justice Services seal (center), and seals of the US Attorney's Office, Federal Bureau of Investigation, Substance Abuse and Mental Health Services Administration, and Indian Health Service (right).

Recruiting and retention of OJS personnel continues to be an on-going priority that is also funded from Program Management. The resources are used to support a team of human resources personnel dedicated to OJS recruitment efforts to ensure critical law enforcement and detention vacancies are filled.

Program management also funds the Indian Affairs' Office of Emergency Management (BIA OEM) which is responsible for policy development and program management of Indian Affairs activities concerning continuity of operations, disaster preparedness, planning, response and recovery. BIA OEM

represents Indian Affairs in coordinating across organizational elements of IA and interagency emergency management activities relating to Tribal affairs. This includes coordinating with and among federally recognized Tribes, Federal agencies, States, and other jurisdictions to enhance preparedness and resilience of Tribal communities from disasters.

Facilities Operations & Maintenance [FY 2025: \$22,050,000; FTE: 31]:

Public safety facility operations funds are used to operate facilities that run law enforcement and detention programs. These operational costs include janitorial services, utilities, refuse disposal, fire protection, maintenance of vehicles, communications, pest control, personnel services, equipment, materials and supplies, travel, training, and products required to keep these services operational. The program funds are also used for costs necessary to comply with Occupational Safety and Health Act standards.

Public safety facility maintenance funds are used to conduct preventive, routine, scheduled and unscheduled maintenance on equipment, utility systems, ground structures, and buildings that house law enforcement and detention programs. In addition to the buildings themselves, the most common uses of this funding include maintenance on:

- Equipment such as heating, ventilation and air conditioning systems, boilers and other pressure vessels, furnaces, fire alarms and sprinklers, radio repeaters, and security systems.
- Utility systems such as potable water wells, water treatment plans, and water storage tanks.
- Horizontal infrastructures including sidewalks, driveways, parking lots, and landscaping.

In FY 2025, Indian Affairs will maintain Facilities Operations & Maintenance funding to address new space requirements along with the growing costs of existing facilities that house BIA-funded direct service and Tribal public safety programs.

Subactivity - Tribal Courts (TPA) (FY 2025: \$70,462,000; FTE: 16):

Program Overview:

Supporting Tribal justice systems is one of the Administration's commitments to Indian Country and the Tribal Courts (TPA) program directly facilitates that through its activities.

This program currently provides funding to an estimated 196 Tribal courts under Pub.L. 93-638 contracts and self-governance compacts. Tribes use this funding for judges, prosecutors, public defenders, court clerks, court administrators, pre-trial and probation officers, juvenile officers, victim witness specialists, and other court support staff and administrative costs that contribute to the operation of Tribal justice systems.

Tiwahe Initiative

A portion of funding is targeted to ensure the judicial branch of Tribal justice systems can function effectively to meet family and community needs under the Tiwahe initiative. The most common uses of this funding include:

- Child Case Presenters, a dedicated position representing the Tribe and presenting all social service issues to the court.

- Guardians Ad-Litem, a position dedicated to the best interest of the child.
- Civil Defenders, a position dedicated to representing the parents.
- Child Protective Services (CPS) code development and CPS procedural manuals specifically for the court.

Tribal court facilities operation and maintenance needs are budgeted for FY 2025 in a manner similar to law enforcement offices, detention centers, and other facilities. This facility funding component enables preventive, routine, scheduled, and unscheduled maintenance for BIA-funded Tribal courts as well as janitorial services, utilities costs, refuse disposal, fire protection, pest control, equipment, materials and supplies, and products required to keep these services operational. These costs are necessary in order to comply with Occupational Safety and Health Act standards and ensure safe and functional court facilities in Indian Country.

In FY 2025, Tribal judicial systems will address everything from violent crimes and drug use to domestic and family issues, and an array of civil claims. Courts throughout Indian Country will process caseloads and address filings of criminal cases, tort claims, Tribal probate claims, and family law issues including the ICWA. OJS will continue to interact with the Tribally run courts and directly administer all Courts of Indian Offenses to support justice systems for Tribes. In addition, IA will consult with Tribes to develop appropriate criteria to utilize for the management and distribution of court facility operations and maintenance funding.

Subactivity - Fire Protection (TPA) (FY 2025: \$1,590,000; FTE: 0):

Program Overview:

Fire Protection funds cover 40 Tribal fire protection programs. The Fire Protection program supports Tribal fire staff, trains volunteer firefighters, repairs existing firefighting equipment, and purchases additional equipment. Funding is also used to purchase smoke detectors, fire extinguishers, and emergency lights to ensure the fire safety of Tribal buildings.

Community & Economic Development

COMMUNITY AND ECONOMIC DEVELOPMENT

(Dollars in thousands)

Subactivity Program Element	2023 Enacted	2024 Annual- ized CR	2025 Fixed Costs	2025 Internal Transfers	2025 Program Change	2025 President's Budget	Change from 2024 Annualized CR
Job Placement & Training (TPA)	13,759	13,759	+83	-73	+143	13,912	+153
<i>FTE</i>	<i>12</i>	<i>12</i>				<i>12</i>	
Economic Development (TPA)	5,855	5,855	+44	-3,026	+85	2,958	-2,897
Economic Development Projects				+13,724	+10,776	24,500	+24,500
Community Development Oversight	11,558	11,558	+44	-10,724	+757	1,635	-9,923
Central Oversight	11,558	11,558	+44	-10,724	+757	1,635	-9,923
Total Requirements	31,172	31,172	+171	-99	+11,761	43,005	+11,833
<i>FTE</i>	<i>12</i>	<i>12</i>				<i>12</i>	

Summary of 2025 Program Changes

Program Changes	(\$000)	FTE Change
Job Placement and Training (TPA)	+143	
Economic Development (TPA)	+85	
Economic Development Projects	+10,776	
Community Development Oversight	+757	
TOTAL, Program Changes	+11,761	

Program Description:

The Community and Economic Development activity supports the advancement of American Indian and Alaska Native communities by fostering job creation, bolstering reservation economies, and promoting economic growth throughout Indian country. The activity is comprised of several programs which include Economic Development, the Job Placement and Training (JP&T) program, Community Development Oversight; and the Workforce Development program as authorized by the Indian Employment, Training, and Related Services Demonstration Act, Pub.L. 102-477 (477) as amended by the Indian Employment, Training and Related Services Consolidated Act of 2017, Pub.L. 115-93 (477). With the FY 2025 request, IA proposes to move all grant-based funding into a new Economic Development Projects budget line to enhance program management and accountability of these funds. This movement of grant-based funding will not have an impact on any individual Tribal base funding.

These programs directly support the Administration's commitment to expand economic community development in Indian Country, including providing Tribal business owners knowledge and resources needed to address the lack of access to credit and other economic opportunities. Objectives are also accomplished through administering competitive grants to support the Indian Business Incubator Program, Native Act tourism initiatives, and language revitalization programs.

Justification of 2025 Program Changes:

The FY 2025 budget request for the Community and Economic Development program is \$43,005,000 and 12 FTE, a program change of +\$11,761,000 and +0 FTE from the 2024 Continuing Resolution.

Job Placement & Training (TPA) (+\$143,000/ +0 FTE)

Baseline Capacity [+\$143,000] – The 2025 budget includes important investments in programs needed to help strengthen America and be more competitive as the world continues to change. These investments include funding needed to maintain a strong, talented workforce and the must-pay requirements needed to continue to fulfill BIA's mission. The baseline capacity reflects the incremental amount needed to cover the fixed costs associated with mission operations in FY 2024. This request in combination with the FY 2025 fixed costs amounts will allow the program to meet must-pay requirements without impacting program activities.

Economic Development (TPA) (+\$85,000/ +0 FTE)

Baseline Capacity [+\$85,000] – The 2025 budget includes important investments in programs needed to help strengthen America and be more competitive as the world continues to change. These investments include funding needed to maintain a strong, talented workforce and the must-pay requirements needed to continue to fulfill BIA's mission. The baseline capacity reflects the incremental amount needed to cover the fixed costs associated with mission operations in FY 2024. This request in combination with the FY 2025 fixed costs amounts will allow the program to meet must-pay requirements without impacting program activities.

Economic Development Projects (TPA) (+\$10,776,000/ +0 FTE)

Economic Development Projects Internal Transfer [Internal Transfer: +\$13,724,000] – This change is an internal transfer. In FY 2025, IA proposes to move all project-based funding into a new Economic Development Projects budget line to enhance program management and accountability of these funds. The Economic Development Projects subactivity consolidates Office of Indian Economic Development (OIED) grant programs into one budget subactivity.

Sub Activity Program Element [Non-Add]	2025 Internal Transfers
Economic Development (TPA)	-3,000
[Indian Business Incubator Program (IBIP)]	[-3,000]
Economic Development Projects	13,724
[Indian Business Incubator Program (IBIP)]	[+3,000]
[Language Immersion Program]	[+6,500]
[Native Act / PL 114-221]	[+4,224]
Community Development Oversight	-10,724
Central Oversight	-10,724

[Native Act / PL 114-221]	[-4,224]
[Language Immersion Grants]	[-6,500]

Native Languages [+\$11,500,000] – An additional \$11.5 million is requested to further support Native language revitalization. The United States government invested heavily in assimilation educational practices in order to suppress and prevent Native Americans from being able to preserve and speak their languages, particularly through the operation of a national system of Indian boarding schools. The landmark Native American Languages Act of 1990 rejected past policies of eradicating Indian language and declared as policy that American Indians were entitled to use their own languages. Through that law, the United States “declares to preserve, protect and promote the rights and freedom of Native Americans to use practice and develop Native American Languages.”

This program will continue to support Indian Affairs to take steps towards promoting this law and implement unanimous recommendations from Indian Country, obtained through consultation, to dramatically increase funding for Native language revitalization. This program will continue to provide much needed funding to support non-BIE Tribal language immersion schools and programs which is one of the recommendations in the May 2022 *Federal Indian Boarding School Initiative Investigative Report Volume 1*. Funding will support grants and technical assistance for non-BIE funded immersion schools and other language preservation programs. OIED received 66 language revitalization proposals in FY 2023 amounting to more than \$19.1 million in requests. This increase in Native language revitalization funding will significantly bolster these revitalization efforts, including supporting implementation of Executive Order 14049, “White House Initiative on Advancing Educational Equity, Excellence, and Economic Opportunity for Native Americans and Strengthening Tribal Colleges and Universities” and the Memorandum of Agreement on Native Languages, of which DOI is a lead agency.

NATIVE Act [-\$724,000] – A decrease of \$0.7 million applied to the Native American Tourism and Improving Visitor Experience Act will decrease the number of grants and/or cooperative agreements awarded to Tribes and Tribal organizations. The funding for these entities is used to conduct feasibility studies for tourism projects and economic development and recovery efforts.

Community Development Oversight (+\$757,000/ +0 FTE)

Community Development Oversight General [+\$1,176,000] – This increase will support implementation of Native language revitalization activities, the administration of the Native American Business Incubators program, and oversight of other grant programs. Community Development Oversight staff provide management and oversight for all of the DOI’s Indian economic development programs. Additional staff, supported by designated funding, are necessary to effectively and efficiently administer these programs due to the recent growth of grant funding. This funding will also facilitate the growth of Indian businesses on or near reservations and Tribal communities. Oversight funding supports management (feasibility studies, implementation, and technical assistance) of OIED’s grant programs that support economic growth. This includes programs that support small business growth, tourism-related initiatives, and initiatives focused on Native language and culture. This funding also supports with locating resources for Tribes for projects OIED may not fund directly.

Helping Expedite and Advance Responsible Tribal Home Ownership (HEARTH) Act [-\$500,000] – This decrease will reduce the amount of funding available to Indian Affairs to coordinate and approve HEARTH Act Tribal leasing codes within the Community and Economic Development activity. Under the HEARTH Act, once a Tribe’s governing Tribal leasing regulations are submitted to and approved by the Secretary of the Interior, they are authorized to negotiate and enter into surface leases under their approved HEARTH Act regulations without further approval from the Department of the Interior. This reduction will eliminate all HEARTH Act funding under the Office of Indian Economic Development, allowing for continued efficient HEARTH Act implementation through the Trust – Real Estate Services activity.

Baseline Capacity [+\$81,000] – The 2025 budget includes important investments in programs needed to help strengthen America and be more competitive as the world continues to change. These investments include funding needed to maintain a strong, talented workforce and the must-pay requirements needed to continue to fulfill BIA's mission. The baseline capacity reflects the incremental amount needed to cover the fixed costs associated with mission operations in FY 2024. This request in combination with the FY 2025 fixed costs amounts will allow the program to meet must-pay requirements without impacting program activities.

Community and Economic Development Overview:

Subactivity - Job Placement and Training (TPA) (FY 2025: \$13,912,000; FTE: 12):

Program Overview:

The Job Placement and Training program is designed to assist individuals in securing jobs at livable wages, thereby reducing their dependence on federally subsidized programs such as childcare assistance, food stamps, and welfare. The JP&T funding aims to assist eligible applicants in obtaining job skills and in finding and retaining a job, thereby leading to self-sufficiency. The funding provides for vocational training and employment assistance to individuals to improve job skills and provide increased employment. This includes client assessments, career counseling, planning, costs for travel, training stipends, and unsubsidized job placements.

Participating Tribes are encouraged to provide services directly to their members by either entering into a Pub.L. 93-638 contract with the BIA or a compact with the Office of Self-Governance. Tribes may also consolidate Job Placement and Training (JP&T) funds in accordance with the provisions of the 477 Program.

Pub.L. 102-477 as amended, is a self-determination statute that allows Tribes greater control over the delivery of workforce development services. These laws permit federally recognized Tribes to consolidate into a single funding stream through DOI employment-and-training-related grant funds from multiple Federal programs within the BIA and BIE, the Department of Labor, Department of Education, Department of Health and Human Services, Department of Agriculture, Department of Commerce, Department of Energy, Department of Homeland Security, Department of Housing & Urban Development, Department of Transportation, Department of Veterans Affairs, and Department of Justice. The “477 program” allows participating Tribes to save administrative time and expense by consolidating funding streams and reporting requirements, thus affording more support for job placements and case management activities. The grant money that BIA contributes to the 477 program includes Job Placement

& Training (TPA) funding. In October 2022, a revised Memorandum of Agreement (MOA) was implemented. This has increased the number of Federally Recognized Tribes interested in 477 program participation and the number of new Federal programs approved for integration in the program. As of December 2023, there are seventy-eight (78) 477 Plans approved that represent 298 Federally Recognized Tribes and there are 38 individual Federal Programs from seven (7) of 12 participating Federal agencies integrated. In FY 2023, the Division of Workforce Development facilitated the transfer of \$316 million of funding to 477 program Tribes.

Tiwahe Initiative, Job Placement and Training – The Job Placement & Training (JP&T) will continue to award \$1.6 million to the existing Tiwahe Initiative sites: Association of Village Council Presidents, the Fort Belknap Indian Community of the Fort Belknap Reservation of Montana (Fort Belknap Indian Community), the Pascua Yaqui Tribe of Arizona (Pascua Yaqui Tribe), the Red Lake Band of Chippewa Indians, Minnesota (Red Lake Nation), the Spirit Lake Tribe, North Dakota (Spirit Lake Tribe), and the Ute Mountain Ute Tribe. This funding will continue to enhance the job training programs related to the Tiwahe Initiative. The funding allows the Tiwahe Tribes to assist their Tribal members in achieving self-sufficiency and securing permanent employment. The Tiwahe JP&T funding will support Tribes' coordinated efforts with existing social services and Tribal courts programs to address employment and training needs in accordance with each Tribe's Tiwahe plan.

Subactivity - Economic Development (TPA) (FY 2025: \$2,958,000; FTE: 0):

Program Overview:

The Economic Development (TPA) subactivity consists of Tribal base economic development funding. The funding assists Tribes in developing programs to build business and commercial capacity for individual Tribal members, as well as opportunities to enhance reservation economies. This funding also facilitates technical assistance for Tribes and individual Indians on accessing Federal and non-Federal resources that support entrepreneurship, capacity-building, access to capital, and business development.

Subactivity – Economic Development Projects (FY 2025: \$24,500,000; FTE: 0):

Program Overview:

IA is requesting a new Economic Development Projects budget subactivity to clearly identify funding for economic development grants from Economic Development TPA funding and Community Development Oversight funding. The Economic Development Projects subactivity consolidates all Office of Indian Economic Development (OIED) grant programs into one subactivity. The funding assists Tribes in developing programs to build business and commercial capacity for individual Tribal members, as well as opportunities to enhance reservation economies.

This funding enables Indian Affairs to provide expert technical assistance to Tribes for economic deployment focusing on:

- leveraging the range of Federal and non-Federal resources/programs to help fund all aspects of economic and business development, such as feasibility studies and business plans, infrastructure funding, business resources and guidance;
- working with Tribes to develop a strategic approach to economic deployment in their communities;

- coordinating with Federal partners on how to coordinate the delivery and accessibility of resources for Tribal economic development; and
- enhancing Native language revitalization.

Indian Business Incubators Program (IBIP) – This program supports the Native American Business Incubators Program Act, which was signed into law on October 20, 2020. The program provides competitive grants to eligible applicants to establish and operate business incubators that serve Tribal communities. The Native American Business Incubators program awards grants to Tribes, Tribal organizations, Tribal colleges and universities, and existing incubators to work with Indian entrepreneurs on the development of sustainable businesses that support Tribal communities in mitigating the effects of climate change.

Native Language Revitalization - The historically important Native American Languages Act of 1990 rejected past policies of eradicating Indian language and declared as policy that American Indians were entitled to use their own languages. The fundamental basis of the policy’s declaration was that the United States “declares to preserve, protect and promote the rights and freedom of Native Americans to use, practice and develop Native American Languages.” This funding allows Indian Affairs to take a strong step towards promoting implementation of this law. It provides much needed funding to support non-BIE Tribal language immersion schools and programs. Funding supports grants and technical assistance for non-BIE funded immersion schools and other language preservation programs. Funding also supports administrative staffing and technical assistance needs to support Native language revitalization programs.

In FY 2023 OIED issued a Notice of Funding Opportunity and reviewed applications to award \$5.7 million in funding for a total of 20 anticipated awards.

NATIVE Act / PL 114-221 – Funding supports the continued implementation of the Native American Tourism and Visitor Improvement (NATIVE) Act by focusing on strategic planning and capacity-building for Tribes. Funding allows for a limited number of grants for feasibility studies for tourism projects. The program also provides support for the ongoing recovery of the Tribal tourism industry from the COVID-19 pandemic. Tourism has been one of the most significantly impacted industries during the pandemic. As a result, Tribal communities across Indian Country have experienced more severe economic downturn requiring sustained, comprehensive recovery efforts. In support of the Administration’s priorities for economic growth, Indian Affairs, through the Office of Indian Economic Development, will provide technical assistance and funding aimed at stimulating tourism development and recovery for Tribes, Tribal organizations, and Native Hawaiian Organizations. These efforts will be accomplished through cross-agency collaboration, promoting Tribal tourism development and enhancing technical assistance. These economic development strategies provide an intentional and sustainable Tribal tourism approach generating impactful Tribal community success through increased grant funding opportunities and more readily accessible Tribal tourism expertise and support.

In FY 2023, Native Act activities included conducting informational webinars for over 350 attendees and participating in trade show events. In addition, the Indigenous Tourism Collaborative of the Americas (ITCA), supported by NATIVE Act funding, launched the Indigenous Tourism eLibrary, which provides a comprehensive set of tools and over 470 resources for Indigenous tourism stakeholders.

Subactivity - Community Development Oversight (FY 2025: \$1,635,000; FTE: 0):

Program Overview:

The Office of Indian Economic Development (OIED) Central Office staff provide management and oversight for all of the DOI's Indian economic development programs, including the commercial code adoption and implementation program; Indian economic development feasibility study grants; the National Tribal Broadband Grant (NTBG) program; Business Incubators grants, the Tiwahe Initiative program, economic development activities, oversight of the NATIVE Act tourism efforts and training, and oversight of the Native language revitalization programs. OIED also coordinates intergovernmental collaboration with respect to each of these sub-activities. It is responsible for the day-to-day management of its wide range of projects, creation of new initiatives and monitoring methods, addressing economic development issues as they arise, conducting internal control reviews, and other operational matters.

Executive Direction & Administrative Services

EXECUTIVE DIRECTION AND ADMINISTRATIVE SERVICES

(Dollars in thousands)

Subactivity Program Element	2023 Enacted	2024 Annualized CR	2025 Fixed Costs (+/-)	2025 Internal Transfers (+/-)	2025 Program Changes (+/-)	2025 President's Budget	Change from 2024 Annualized CR (+/-)
Assistant Secretary Support	19,409	19,409	+230		+3,252	22,891	+3,482
<i>FTE</i>	3	3		+93	+7	103	+100
Office of Subsistence Management				+10,789	+2,794	13,583	+13,583
<i>FTE</i>				+36		36	+36
Executive Direction	22,002	22,002	+419	-85	+745	23,081	+1,079
<i>FTE</i>	105	105				105	
Executive Direction (TPA)	16,685	16,685	+347	-185	+592	17,439	+754
<i>FTE</i>	87	87				87	
Executive Direction (Central)	1,918	1,918	+28		+52	1,998	+80
<i>FTE</i>	7	7				7	
Executive Direction (Regional)	3,399	3,399	+44	+100	+101	3,644	+245
<i>FTE</i>	11	11				11	
Administrative Services	53,207	53,207	+1,149	-2	+4,298	58,652	+5,445
<i>FTE</i>	204	204		+69	+8	281	77
Administrative Services (TPA)	13,864	13,864	+359	-2	+668	14,889	+1,025
<i>FTE</i>	90	90				90	
Administrative Services (Central)	24,627	24,627	+409		+2,972	28,008	+3,381
<i>FTE</i>	32	32		+69	+8	109	77
Administrative Services (Regional)	14,716	14,716	+381		+658	15,755	+1,039
<i>FTE</i>	82	82				82	
Safety & Risk Management	3,204	3,204	+56		+109	3,369	+165
<i>FTE</i>	14	14				14	
Central Safety & Risk Management	801	801	+4		+14	819	+18
<i>FTE</i>	1	1				1	
Regional Safety Management	2,403	2,403	+52		+95	2,550	+147
<i>FTE</i>	13	13				13	
Information Resources Technology	52,337	52,337	+385		+704	53,426	+1,089
<i>FTE</i>	60	60		+39		99	39

Subactivity Program Element	2023 Enacted	2024 Annualized CR	2025 Fixed Costs (+/-)	2025 Internal Transfers (+/-)	2025 Program Changes (+/-)	2025 President's Budget	Change from 2024 Annualized CR (+/-)
Human Capital Management	25,187	25,187	-1,984		-120	23,083	-2,104
<i>FTE</i>	85	85		+10		95	+10
Human Resources	10,995	10,995	+357		+918	12,270	+1,275
<i>FTE</i>	79	85		+10		95	+10
Labor-Related Payments	14,192	14,192	-2,341		-1,038	10,813	-3,379
<i>FTE</i>	6						
Facilities Management	19,379	19,379	+313		+636	20,328	+949
<i>FTE</i>	79	79				79	
Regional Facilities Management	4,559	4,559	+115		+175	4,849	+290
<i>FTE</i>	29	29				29	
Operations & Maintenance	14,820	14,820	+198		+461	15,479	+659
<i>FTE</i>	50	50				50	
Intra-Governmental Payments	23,577	23,577	+481		+1,839	25,897	+2,320
<i>FTE</i>							
Rentals [GSA/Direct]	45,464	45,464	+2,037		+9	47,510	+2,046
<i>FTE</i>							
Total Requirements	263,766	263,766	+3,086	+10,702	+14,266	291,820	+28,054
<i>FTE</i>	<i>550</i>	<i>550</i>		+247	+15	812	+262

Summary of 2025 Program Changes

Program Changes	(\$000)	FTE Change
Assistant Secretary Support	+3,252	+7
Office of Subsistence Management	+2,794	
Executive Direction	+745	
Executive Direction (TPA)	+592	
Executive Direction (Central)	+52	
Executive Direction (Regional)	+101	
Administrative Services	+4,298	
Administrative Services (TPA)	+668	
Administrative Services (Central)	+2,972	+8
Administrative Services (Regional)	+658	
Safety & Risk Management	+109	
Central Safety & Risk Management	+14	
Regional Safety Management	+95	
Information Resources Technology	+704	
Human Capital Management	-120	
Human Resources	+918	
Labor-Related Payments	-1,038	
Facilities Management	+636	
Regional Facilities Management	+175	
Operations & Maintenance	+461	

Intra-Governmental Payments	+1,839	
Rentals [GSA/Direct]	+9	
TOTAL, Program Changes	+14,266	+15

Program Description:

This activity funds Indian Affairs support programs including Executive Direction, Subsistence Management, Administrative Services, Safety and Risk Management, Information Technology, Human Resources, Facilities Management, the DOI Working Capital Fund, and Rentals. These activities support all Indian Affairs bureaus and offices.

The 2025 budget includes the realignment of 211 reimbursable FTE serving AS-IA from the DOI Office of the Secretary to the Bureau of Indian Affairs. These positions will continue to provide direct support to the offices under AS-IA. In the past, AS-IA/BIA secured these services through a reimbursable arrangement with the Office of the Secretary. This action aligns the FTE with the discretionary budget authority that funds these services.

Justification of 2025 Program Changes:

The 2025 budget request for the Executive Direction and Administrative Services activity is \$291,820,000 and 812 FTE, a program change of +\$14,266,000 and +15 FTE from the 2024 annualized continuing resolution (CR).

Honoring our government-to-government relationship with Tribes and upholding our trust and treaty responsibilities are paramount to our mission. The increases requested for Assistant Secretary Support, Administrative Services (Central), Executive Direction, and Information Resources Technology are paramount to providing the best level of service to Tribes and providing the proper tools to safeguard their data and funding information. These programs play a major role in supporting the Administration's commitment to Indian Country as well its commitment to equity and diversity.

Assistant Secretary Support (+\$3,252,000; +7 FTE):

2025 requested funds support additional administrative staff and operations for the following programs within Assistant Secretary Support, as well as the transfer of Office of the Secretary FTE to Indian Affairs:

Office of Strategic Partnerships (+\$300,000; +1 FTE) – Funds will provide operational support to this office, which was established in 2022. In 2025, the office will continue working in close coordination with White House Council on Native American Affairs to serve Tribes and Tribal organizations to develop and build long-term sustainable public-private partnerships and further conservation, education, and economic development in Indian country. The office helps to bring parity to Indian Affairs in the public private partnership field and is built upon existing models such as the National Park Foundation and National Fish and Wildlife Foundation in order to develop public private partnerships to leverage Indian Affairs appropriated resources alongside external resources to increase funding and program capacity delivery for Indian Country. An example of the work the office is advancing is the partnership initiated with the Trust for Public Land, which is funding nine new schoolyards in Tribal communities to

create multipurposed outdoor spaces that infuse physical activity, education, Native languages, and cultural heritage.

Secretary's Tribal Advisory Committee (+\$350,000; +1 FTE) – The Committee was established in 2022 as the formal mechanism for Tribal leaders to engage in routine and robust conversations directly with the Secretary of the Interior. 2025 requested funds, which also will support a permanent STAC coordinator, will assist to further strengthen the Department's nation-to-nation relationship with federally recognized American Indian and Alaska Native Tribes and their leadership.

The STAC ensures Tribal leaders and the current and future Secretaries have a forum to seek consensus, exchange views, share information, and provide advice and recommendations regarding programs and funding that affect Tribes across the entire Department.

White House Council on Native American Affairs (+\$500,000, +2 FTE) – Requested funds support additional analytical and administrative staff to increase the capacity of the Council and its work to ensure that Tribal consultation, grounded in the special nation-to-nation relationship between the U.S. government and Tribes, continues to guide Federal decision making across government in addressing the needs of Native peoples. Additional staff will play a critical role in interagency coordination for Executive Order (EO) 14112, *Reforming Federal Funding and Support for Tribal Nations to Better Embrace Our Trust Responsibilities and Promote the Next Era of Tribal Self-Determination*. The Council continues to play a critical role in convening Federal agencies to coordinate implementation of Federal Programs and streamline communications with Tribes to ensure an effective nation-to-nation relationship. This role has been especially critical with surge efforts associated with implementation of the Bipartisan Infrastructure Law and Inflation Reduction Act. The Council holds government-wide consultations with Tribes on these critical investments, as well as coordinates implementation of Federal initiatives and programs across Federal agencies to ensure efficiency of these programs, effective utilization by Tribal governments, and that various programs are complementary rather than duplicative in their support for Tribal communities. The increasing reliance of Federal agencies on the work of the Council requires additional funding to fulfill their mission.

Tribal Experience Effort (+\$200,000; +1 FTE) – Funds will be used to implement and support Executive Order (EO) 14058, *Transforming Federal Customer Experience and Service Delivery to Rebuild Trust in Government*. The EO calls for Agencies to work with the Congress; the private sector and nonprofit organizations; State, local, Tribal, and territorial governments; and other partners to design experiences with the Federal Government that effectively reduce administrative burdens, simplify both public-facing and internal processes to improve efficiency, and empower the Federal workforce to solve problems.

This position will serve to coordinate Tribal experience efforts across IA, ensuring a coordinated approach to these improvements. By applying innovation, collaboration, and a customer-first mindset, we will create a path towards improved Tribal satisfaction, streamlined processes, and a more effective and responsive agency.

Executive Order 14112 Implementation (+\$1,500,000; +2 FTE) – Requested funds will be used to for IA's implementation of and support for Executive Order (EO) 14112, *Reforming Federal Funding and*

Support for Tribal Nations to Better Embrace Our Trust Responsibilities and Promote the Next Era of Tribal Self-Determination. This EO requires Federal agencies to streamline grant applications, to co-manage Federal programs, to eliminate burdensome reporting requirements for Tribes and encourages Federal agencies to reduce administrative burdens pertaining to Federal funding to provide Tribes “with the greatest possible autonomy.” It also promotes partnerships with Tribes to better meet the needs of their citizens.

Federal agencies will work with the White House Council on Native American Affairs (WHCNA) to implement the EO, share leading practices and identify opportunities for Federal policy reforms that would promote accessible, equitable and flexible administration of Federal funding and support programs for Tribal nations.

The EO also directs the WHCNA, with support from DOI, to ensure that Tribal Nations can easily identify in one location all sources of federally funded programs for Tribal nations, and all agencies that provide such funding should compile and regularly update the information necessary to support this resource.

Baseline Capacity [+ \$402,000] – The 2025 budget includes important investments in programs needed to help strengthen America and be more competitive as the world continues to change. These investments include funding needed to maintain a strong, talented workforce and the must-pay requirements needed to continue to fulfill BIA’s mission. The baseline capacity reflects the incremental amount needed to cover the fixed costs associated with mission operations in FY 2024. This request in combination with the FY 2025 fixed costs amounts will allow the program to meet must-pay requirements without impacting program activities.

Internal Transfer [FTE: +93] – The 2025 budget includes the realignment of reimbursable FTE that serve AS-IA from the Office of the Secretary to the Bureau of Indian Affairs. These positions will continue to provide direct support to the offices under AS-IA. In the past, AS-IA/BIA secured these services through a reimbursable arrangement with the Office of the Secretary. This action aligns the FTE with the discretionary budget authority that funds these services.

Office of Subsistence Management (+\$2,794,000) [Internal Transfer: +\$10,789,000; +36 FTE]:

The 2025 request includes an internal transfer and targeted program funding increase to strengthen and improve subsistence management activities. Subsistence practices are vital to the life ways of Alaska Native communities and people, as well as Tribal communities across the Nation. For example, Alaska Native people depend heavily on subsistence practices for their nutritional, social, economic, and traditional cultural needs. In January 2022, the Department, in partnership with the U.S. Department of Agriculture (USDA) and with the participation of the National Oceanic and Atmospheric Administration (NOAA), hosted three Tribal consultation sessions and one information listening session on how the Department and USDA can improve the Federal Subsistence Management Program to better meet Alaska Native subsistence needs. Comments from these sessions pointed to the adverse impacts the changing climate is having on Alaska Native subsistence practices and Alaska Native communities and the need to expand Tribal co-management partnerships and the incorporation of Indigenous Knowledge into subsistence management.

Office of Subsistence Management [Internal Transfer: +\$10,789,000; +36 FTE] – The budget proposes to transfer management of the Office of Subsistence Management (OSM) from the U.S. Fish and Wildlife Service to the Assistant Secretary for Indian Affairs in response to feedback received through a series of Departmental Tribal consultations and listening sessions focused on the Federal subsistence management program. Since 1999, the OSM has implemented an annual regulatory program and a fishery monitoring program, supported 10 regional advisory councils, and has provided administrative and technical support to five Federal agencies and the Federal Subsistence Board. The subsistence management program has operated and will continue to operate with strong stakeholder participation by Tribes, rural residents, and the State of Alaska. This transfer will maintain important expertise while facilitating expanded Tribal co-management partnerships and the incorporation of indigenous knowledge into subsistence management.

Fisheries Resource Monitoring Program (+\$1,531,000) – The Fisheries Resource Monitoring Program (FRMP) provides funding to State, Federal, and Tribal organizations to provide information needed for Federal subsistence fisheries management, including information on fish stock status, subsistence harvest and use patterns, and collection/analysis of traditional knowledge. Additional funding will allow the FRMP to actively work with 7 active partner agreements.

Wildlife Resource Monitoring Program (+\$1,000,000) – The 2025 request supports the creation of a new Wildlife Resource Monitoring Program (WRMP), similar to the FRMP, to acquire information needed for Federal subsistence wildlife management. The funding supports wildlife surveys and monitoring, information about subsistence harvest and use patterns, and acquisition and use of Tribal Ecological Knowledge (TEK) and Indigenous Knowledge.

Baseline Capacity [+ \$263,000] – The 2025 budget includes important investments in programs needed to help strengthen America and be more competitive as the world continues to change. These investments include funding needed to maintain a strong, talented workforce and the must-pay requirements needed to continue to fulfill BIA's mission. The baseline capacity reflects the incremental amount needed to cover the fixed costs associated with mission operations in FY 2024. This request in combination with the FY 2025 fixed costs amounts will allow the program to meet must-pay requirements without impacting program activities.

Executive Direction (+\$745,000):

Executive Direction (TPA) (+\$592,000):

Baseline Capacity [+ \$592,000] – The 2025 budget includes important investments in programs needed to help strengthen America and be more competitive as the world continues to change. These investments include funding needed to maintain a strong, talented workforce and the must-pay requirements needed to continue to fulfill BIA's mission. The baseline capacity reflects the incremental amount needed to cover the fixed costs associated with mission operations in FY 2024. This request in combination with the FY 2025 fixed costs amounts will allow the program to meet must-pay requirements without impacting program activities.

Executive Direction (Central) (+\$52,000):

Baseline Capacity [+\$52,000] – The 2025 budget includes important investments in programs needed to help strengthen America and be more competitive as the world continues to change. These investments include funding needed to maintain a strong, talented workforce and the must-pay requirements needed to continue to fulfill BIA's mission. The baseline capacity reflects the incremental amount needed to cover the fixed costs associated with mission operations in FY 2024. This request in combination with the FY 2025 fixed costs amounts will allow the program to meet must-pay requirements without impacting program activities.

Executive Direction (Regional) (+\$101,000):

Baseline Capacity [+\$101,000] – The 2025 budget includes important investments in programs needed to help strengthen America and be more competitive as the world continues to change. These investments include funding needed to maintain a strong, talented workforce and the must-pay requirements needed to continue to fulfill BIA's mission. The baseline capacity reflects the incremental amount needed to cover the fixed costs associated with mission operations in FY 2024. This request in combination with the FY 2025 fixed costs amounts will allow the program to meet must-pay requirements without impacting program activities.

Administrative Services (+\$4,298,000; +77 FTE):

Administrative Services (TPA) (+\$668,000):

Baseline Capacity [+\$668,000] – The 2025 budget includes important investments in programs needed to help strengthen America and be more competitive as the world continues to change. These investments include funding needed to maintain a strong, talented workforce and the must-pay requirements needed to continue to fulfill BIA's mission. The baseline capacity reflects the incremental amount needed to cover the fixed costs associated with mission operations in FY 2024. This request in combination with the FY 2025 fixed costs amounts will allow the program to meet must-pay requirements without impacting program activities.

Administrative Services (Central) (+\$2,972,000; +8 FTE):

Administrative Services (Central) [+\$2,242,000; +8 FTE] - This funding will support the Administration's commitments to Indian Country by providing funding for staff to support the Section 105(l) leases program and the IA budget office. The following increases are necessary to ensure Tribes are provided the best support for services related to funding requests, fund distributions, and data collection to ensure timely and secure management of their resources:

105(l) Leasing & Realty Staff - The workloads for processing, approval, reporting, and tracking of Tribal leases are expanding rapidly as demand for leases increases. Requested 2025 funding will support the additional necessary staff dedicated to the program who can focus solely on payments for section 105(l) lease costs. Having dedicated staff will ensure timely processing and provide a single point of contact for Tribal governments to ensure they receive the best service possible. 105(l) staff also actively coordinate with staff in the Office of Self Governance, BIA regional awarding officials and BIE to ensure Tribal requests are processed effectively.

Budget Support Staff - The requested increase will fund additional staff for the Office of Budget and Performance Management. Indian Affairs budget responsibilities have grown significantly over the last few years because of new funding and programs within annual appropriations and supplemental appropriations. The demand for data and performance information has also escalated as DOI continues to develop its performance and evidence programs while requirements for funding justifications and reporting have become more stringent. Ensuring justifiable funding from all sources is allocated and implemented in a timely, accurate and appropriate manner requires additional sustained resources. Staff will be focused on execution, formulation, and performance/data activities that will improve delivery of services and response times for technical assistance to Tribes and our Federal counterparts that support Indian Country.

Baseline Capacity [+ \$730,000] – The 2025 budget includes important investments in programs needed to help strengthen America and be more competitive as the world continues to change. These investments include funding needed to maintain a strong, talented workforce and the must-pay requirements needed to continue to fulfill BIA's mission. The baseline capacity reflects the incremental amount needed to cover the fixed costs associated with mission operations in FY 2024. This request in combination with the FY 2025 fixed costs amounts will allow the program to meet must-pay requirements without impacting program activities.

Internal Transfer [+69 FTE] - The 2025 budget includes the realignment of reimbursable FTE that serve AS-IA from the Office of the Secretary to the Bureau of Indian Affairs. These positions will continue to provide direct support to the offices under AS-IA. In the past, AS-IA/BIA secured these services through a reimbursable arrangement with the Office of the Secretary. This action aligns the FTE with the discretionary budget authority that funds these services.

Administrative Services (Regional) (+\$658,000):

Baseline Capacity [+ \$658,000] – The 2025 budget includes important investments in programs needed to help strengthen America and be more competitive as the world continues to change. These investments include funding needed to maintain a strong, talented workforce and the must-pay requirements needed to continue to fulfill BIA's mission. The baseline capacity reflects the incremental amount needed to cover the fixed costs associated with mission operations in FY 2024. This request in combination with the FY 2025 fixed costs amounts will allow the program to meet must-pay requirements without impacting program activities.

Safety & Risk Management (+\$109,000):

Central Safety & Risk Management (+\$14,000)

Baseline Capacity [+ \$14,000] – The 2025 budget includes important investments in programs needed to help strengthen America and be more competitive as the world continues to change. These investments include funding needed to maintain a strong, talented workforce and the must-pay requirements needed to continue to fulfill BIA's mission. The baseline capacity reflects the incremental amount needed to cover the fixed costs associated with mission operations in FY 2024. This request in combination with the FY 2025 fixed costs amounts will allow the program to meet must-pay requirements without impacting program activities.

Regional Safety Management (+\$95,000)

Baseline Capacity [+ \$95,000] – The 2025 budget includes important investments in programs needed to help strengthen America and be more competitive as the world continues to change. These investments include funding needed to maintain a strong, talented workforce and the must-pay requirements needed to continue to fulfill BIA's mission. The baseline capacity reflects the incremental amount needed to cover the fixed costs associated with mission operations in FY 2024. This request in combination with the FY 2025 fixed costs amounts will allow the program to meet must-pay requirements without impacting program activities.

Information Resources Technology (+\$704,000):

Baseline Capacity [+ \$704,000] – The 2025 budget includes important investments in programs needed to help strengthen America and be more competitive as the world continues to change. These investments include funding needed to maintain a strong, talented workforce and the must-pay requirements needed to continue to fulfill BIA's mission. The baseline capacity reflects the incremental amount needed to cover the fixed costs associated with mission operations in FY 2024. This request in combination with the FY 2025 fixed costs amounts will allow the program to meet must-pay requirements without impacting program activities.

Internal Transfer [+39 FTE] - The 2025 budget includes the realignment of reimbursable FTE that serve AS-IA from the Office of the Secretary to the Bureau of Indian Affairs. These positions will continue to provide direct support to the offices under AS-IA. In the past, AS-IA/BIA secured these services through a reimbursable arrangement with the Office of the Secretary. This action aligns the FTE with the discretionary budget authority that funds these services.

Human Capital Management (-\$120,000):**Human Resources (+\$918,000):**

Human Resources [+ \$340,000] – The requested increase is critical to provide the necessary support required to recruit, retain, and reward a high-performing, diverse Federal workforce, including to support the needs of the proposed transfer of the Office of Hearings and Appeals resources and the Office of Subsistence Management to Indian Affairs. Functions include: hiring, compensation and benefits, employee relations, and personnel security.

Baseline Capacity [+ \$578,000] – The 2025 budget includes important investments in programs needed to help strengthen America and be more competitive as the world continues to change. These investments include funding needed to maintain a strong, talented workforce and the must-pay requirements needed to continue to fulfill BIA's mission. The baseline capacity reflects the incremental amount needed to cover the fixed costs associated with mission operations in FY 2024. This request in combination with the FY 2025 fixed costs amounts will allow the program to meet must-pay requirements without impacting program activities.

Internal Transfer [+10 FTE] - The 2025 budget includes the realignment of reimbursable FTE that serve AS-IA from the Office of the Secretary to the Bureau of Indian Affairs. These positions will continue to

provide direct support to the offices under AS-IA. In the past, AS-IA/BIA secured these services through a reimbursable arrangement with the Office of the Secretary. This action aligns the FTE with the discretionary budget authority that funds these services.

Labor Related Payments (-\$1,038,000):

Baseline Capacity [-\$1,038,000] – The decrease in baseline capacity reflects the change in the amount needed to cover the fixed costs associated with mission operations in the FY 2024 CR.

Facilities Management (+\$636,000):

Regional Facilities Management (+\$175,000):

Baseline Capacity [+ \$175,000] – The 2025 budget includes important investments in programs needed to help strengthen America and be more competitive as the world continues to change. These investments include funding needed to maintain a strong, talented workforce and the must-pay requirements needed to continue to fulfill BIA's mission. The baseline capacity reflects the incremental amount needed to cover the fixed costs associated with mission operations in FY 2024. This request in combination with the FY 2025 fixed costs amounts will allow the program to meet must-pay requirements without impacting program activities.

Operations & Maintenance (+\$461,000):

Baseline Capacity [+ \$461,000] – The 2025 budget includes important investments in programs needed to help strengthen America and be more competitive as the world continues to change. These investments include funding needed to maintain a strong, talented workforce and the must-pay requirements needed to continue to fulfill BIA's mission. The baseline capacity reflects the incremental amount needed to cover the fixed costs associated with mission operations in FY 2024. This request in combination with the FY 2025 fixed costs amounts will allow the program to meet must-pay requirements without impacting program activities.

Intra-Governmental Payments (+\$1,839,000):

Baseline Capacity [+ \$1,839,000] – The 2025 budget includes important investments in programs needed to help strengthen America and be more competitive as the world continues to change. These investments include funding needed to maintain a strong, talented workforce and the must-pay requirements needed to continue to fulfill BIA's mission. The baseline capacity reflects the incremental amount needed to cover the fixed costs associated with mission operations in FY 2024. This request in combination with the FY 2025 fixed costs amounts will allow the program to meet must-pay requirements without impacting program activities.

Rentals [GSA/Direct] (+\$9,000):

Baseline Capacity [+ \$9,000] – The 2025 budget includes important investments in programs needed to help strengthen America and be more competitive as the world continues to change. These investments include funding needed to maintain a strong, talented workforce and the must-pay requirements needed to continue to fulfill BIA's mission. The baseline capacity reflects the incremental amount needed to cover the fixed costs associated with mission operations in FY 2024. This request in combination with the FY

2025 fixed costs amounts will allow the program to meet must-pay requirements without impacting program activities.

Executive Direction and Administrative Services Overview:

Subactivity – Assistant Secretary Support (FY 2025: \$22,891,000; FTE: 103):

Program Overview:

Several offices support the Assistant Secretary in overseeing and implementing IA budget and programs: The *Office of Congressional and Legislative Affairs (OCLA)* oversees and coordinates the legislative planning and congressional relations activities for IA. OCLA provides legislative research and assistance to program offices in developing proposed legislation, preparing testimony, and providing legislative histories on various issues. OCLA also works with Congressional committees and responds to requests for information from congressional staff, DOI, other Federal agencies, Tribal leadership, and the public at large on various issues concerning American Indians and Alaska Natives.

The *Office of Public Affairs (OPA)* liaises with media, Tribes, the public, and other government agencies in need of information about Indian Affairs. OPA creates and disseminates all press releases to news media outlets, websites, and interested stakeholders. OPA serves as IA Web Content Manager as well as monitoring content uploaded by BIA and BIE content managers. OPA also serves as internal communications coordinator for Indian Affairs and approves broadcast communications.

The *Office of Regulatory Affairs and Collaborative Action (RACA)* reviews and revises all regulations governing Indian Affairs programs, facilitating the development and implementation of consistent policies and procedures governing the performance of the Assistant Secretary's Indian trust responsibilities. RACA is also responsible for the oversight of regular and meaningful consultation with Tribes on these policies and procedures. Collaboration with Tribal officials in the development of Federal policies that have Tribal implications and on the establishment of criteria for programs that benefit Tribes is essential to strengthening the government-to-government relationship with Tribes. RACA also provides tools necessary to meet the trust management goals identified in statute, manages all Federal Register Notices for the organizations reporting to and for AS-IA, and is responsible for the development and implementation of the Indian Affairs Conflict Resolution program.

The *Office of Federal Acknowledgement (OFA)* implements Title 25 of the Code of Federal Regulations, Part 83 – Procedures for Federal Acknowledgment of Indian Tribes. On July 1, 2015, DOI issued a final rule regarding Federal acknowledgment which became effective on July 31, 2015. Section 83.7 of these 2015 regulations allows petitioners that have submitted a complete petition but have not yet received a final agency decision to choose whether to proceed under the current 2015 regulations, applying those standards and processes, or the standards and processes of 25 CFR, Part 83 revised as of April 1, 1994 (superseded regulations). The 2015 regulations allow OFA to post to its website: petition materials, comments, guidance, and advice to the extent feasible and allowable under Federal law, except documentation, and information protected from disclosure under Federal law. These postings allow petitioning groups, other parties (such as State and local governments), and the public to have access to the administrative record.

The *Office of Indian Gaming (OIG)* acts as the primary advisor to the Secretary and Assistant Secretary – Indian Affairs on Indian gaming and implements the Secretary’s responsibilities under the Indian Gaming Regulatory Act (IGRA), Pub. L. 100-497. OIG’s duties and responsibilities include the administrative review and analysis of the statutory and regulatory requirements of IGRA and related statutes, policy development, and technical assistance to Tribal and State stakeholders.

In FY 2023, the OIG processed:

- 26 Tribal-State Class III gaming compacts within the statutory 45-day review period, representing a timely processing rate of 100%.
- 12 Tribal Revenue Allocation Plans (RAPs), which are required by the Indian Gaming Regulatory Act when a Tribe seeks to issue per-capita distributions from net gaming revenue.
- 7 Fee-to-Trust and Gaming Eligibility Determinations to completion.
- 30 FOIA’s and reduced the FOIA backlog from 19 to 4.

The *Office of Self-Governance (OSG)* provides for the oversight and management of self-governance compacts which provide Tribal governments with greater flexibility and responsibility to meet the social, economic, and cultural needs of their people and are a cornerstone of Tribal sovereignty for many Indian Nations and Alaska Native Villages. Many federally recognized Tribes have entered into self-governance funding agreements, electing to negotiate these agreements and receive funding from OSG, rather than have BIA provide direct services, or to enter into an Indian Self-Determination and Education Assistance Act (ISDEAA), Pub.L. 93-638 contract. OSG combines financial assistance and compacting services for Tribes in a one-stop shop for IA programs. In 2024, it is estimated OSG will distribute approximately \$700 million in funding to 306 Tribes covered by 138 self-governance compacts.

In addition, OSG conducts a range of fiscal and contracting responsibilities:

- Negotiating annual and multi-year funding agreements with eligible self-governance Tribes and consortia, calculating contract support, and resolving issues identified in financial and Tribal operations.
- Scheduling and reconciling fund transactions with IA program and account managers and with partner Federal agencies.
- Satisfying the program accountability requirements of other Federal agencies by reviewing pass-through funding for program funding consistency.
- Assisting in the growth of self-governance by marketing and developing educational products.
- Recruiting additional Tribes to enter into self-governance compacts.
- Managing any appeals and conflicts in funding and contractual language.
- Reviewing and resolving annual audit and evaluation reviews.

OSG provides a central point of coordination on policy and practical issues with other non-IA offices that engage in self-governance compacting with Tribes for non-IA services and programs.

The *Federal Indian Boarding School Initiative* serves as an investigation about the loss of human life and the lasting consequences of residential Indian boarding schools. The primary goals are to identify boarding school facilities and sites; locate known and possible student burial sites at or near school facilities; and identify the children interred at such locations and their Tribal affiliations.

The *Deputy Assistant Secretary – Management Office (DASM)* provides executive leadership, guidance, and direction to the following operations: Office of the Chief Financial Officer; Office of Budget and Performance Management; Office of Information Management Technology; Office of Human Capital Management; and the Office of Facilities, Property, and Safety Management. DASM provides general guidance and direction on policy and administrative management to all areas of Indian Affairs to ensure consistency in implementation and response by all bureaus and offices in providing services to Tribes and in coordinating with other Federal agencies. In addition, this office provides logistic and facility management support to the Assistant Secretary organization and subordinate programs.

Subactivity – Office of Subsistence Management (FY 2025: \$13,583,000; FTE: 36):

Program Overview:

The budget proposes to transfer management of the Office of Subsistence Management (OSM) from the U.S. Fish and Wildlife Service to the Assistant Secretary for Indian Affairs in response to feedback received through a series of Departmental Tribal consultations and listening sessions focused on the Federal subsistence management program. Since 1999, the OSM has implemented an annual regulatory program and a fishery monitoring program, supported 10 regional advisory councils, and has provided administrative and technical support to five Federal agencies and the Federal Subsistence Board. The subsistence management program has operated and will continue to operate with strong stakeholder participation by Tribes, rural residents, and the State of Alaska.

Subsistence practices are vital to the life ways of Alaska Native communities and people, as well as Tribal communities across the Nation. Alaska Native people depend heavily on subsistence practices for their nutritional, social, economic, and traditional cultural needs. In January 2022, the Department, in partnership with the USDA and with the participation of NOAA, hosted three Tribal consultation sessions and one information listening session on how the Department and USDA can improve the Federal Subsistence Management Program to better meet Alaska Native subsistence needs. Comments from these sessions pointed to the adverse impacts the changing climate is having on Alaska Native subsistence practices and Alaska Native communities and the need to expand Tribal co-management partnerships and the incorporation of indigenous knowledge into subsistence management.

Subactivity – Executive Direction (FY 2025: \$23,081,000; FTE: 105):

Program Overview:

Executive Direction provides executive leadership and policy direction for IA, executing the line responsibility on behalf of and as delegated by the Secretary of the Interior to achieve mission responsibilities. This subactivity provides the core funding for the senior leadership of BIA, including the Office of the Director, the Office of the Deputy Bureau Director - Field Operations, BIA Regional Director's Offices, and BIA Agency Superintendents.

Executive Direction (TPA) (FY 2025: \$17,439,000; FTE: 87):

This funding supports the Offices of the Superintendent at 83 BIA agency locations located across the Nation. Agency Superintendents serve Tribes at the local level providing planning, direction, and line management leadership for the day-to-day implementation of policy initiatives and program operations. Agency Superintendents also provide decision-making, direction, public relations, BIA representation to other governmental agencies and private sector organizations, and overall management of assigned resources at the local level.

Executive Direction (Central) (FY 2025: \$1,998,000; FTE: 7):

The BIA senior leadership at the Central Office management level provides organizational direction and coordination to ensure all programs are effectively integrated in areas of policy formulation and review, Tribal consultation, representation of BIA to other governmental agencies and private sector organizations, and the overall management of assigned resources. BIA senior leadership provides policy direction and advises on all matters regarding mission, program, functional, and managerial policy matters. They also develop and execute policies; administer the employee ethics program; review and evaluate the achievements of BIA, Central Office and all field offices; and coordinate BIA activities with other Federal agencies for direct, efficient, and effective operations.

Executive Direction (Central) also funds the Equal Employment Opportunity (EEO) program for both the BIA and the BIE. Pursuant to DOI guidance, EEO provides direction and guidance to execute policy on the promotion of EEO programs including, but not limited to, compliance with and enforcement of all current statutes and policies.

Executive Direction (Regional) (FY 2025: \$3,644,000; FTE: 11):

The BIA's Regional Directors Offices (RDO) and their immediate support staff are located in 12 Regional Offices throughout the United States. The RDO functions primarily on behalf of the Secretary of the Interior, AS-IA, the Director, and BIA on a daily basis by maintaining the government-to-government relationship with Tribes and upholding the Indian Trust responsibility. Activities include policy review and formulation, Tribal consultation, representing BIA in activities involving other governmental agencies and private/public organizations, determination of BIA administrative and Tribal program appeals, and daily administration of all administrative functions.

Subactivity – Administrative Services (FY 2025: \$58,652,000; FTE: 281):

Program Overview:

The IA Administrative Services are responsible for improving internal controls and fiscal integrity in the areas of budget and performance management, accounting management, acquisition and procurement management, property management, safety management, and internal evaluation and assessment. IA Administrative Services provides overarching support to the BIA Offices of Trust Services, Indian Services, and Justice Services programs, and to BIE, along with all other related programs.

Administrative Services (TPA) (FY 2025: \$14,889,000; FTE: 90):

This program provides administrative services at the Agency level either through direct program services or Pub.L. 93-638 contracts.

Administrative Services (Central) (FY 2025: \$28,008,000; FTE: 109):

The *Office of the Chief Financial Officer (OCFO)* is responsible for the Indian Affairs annual financial audit in compliance with the Chief Financial Officers (CFO) Act of 1990, and the development of systems, policies, and procedures to guide the IA Central and Regional Offices' operations in the areas of financial management, accounting and payments, contracts and procurements, and commercial grant administration. The CFO Act, the Federal Acquisition Regulations (FAR), the Federal Managers Financial Integrity (FMFIA) Act, the Government Management Reform Act, and various Office of Management and Budget regulations largely guide activities of the OCFO.

The *Division of Internal Evaluations and Assessment (DIEA)* provides guidance and oversight to ensure internal controls are established and maintained for Indian Affairs programs, organizations, and functions for financial audits of Tribal contractors and grantees. DIEA also monitors programs and resources for compliance with laws, regulations, policies, and procedures. DIEA conducts internal IA reviews to ensure programs achieve intended results and resources are used consistent with the agency mission and are protected from waste, fraud, and mismanagement. DIEA provides financial guidance and assistance to IA organizations on the Single Audit Act and OMB Circular A-133 (A-133), Audits of States, Local Governments and Non-Profit Organizations. DIEA also ensures financial compliance with the Single Audit Act and 2 CFR Part 200 Uniform Administrative Requirement, Cost Principle, and Audit Requirements for Federal Awards.

The *Office of Facilities, Property, and Safety Management (OFPSM) Division of Property Management (DPM)* is responsible for providing leadership, oversight, and advice on property management policies and procedures to Indian Affairs senior management and property management personnel to assure compliance with laws, regulations, and internal controls for the Federal Management Regulation (FMR), Department of the Interior, the Office of Management and Budget (OMB), and the General Services Administration. DPM ensures IA's real and personal property and fleet assets serve the mission of IA through strategic management for assets' life cycles such as planning, budgeting, acquisition, utilization, and disposal. OFPSM is also responsible for the oversight and management of the 105(l) leasing program and the negotiation, approval, and implementation of those leases.

The *Office of Budget and Performance Management (OBPM)* is responsible for planning, formulating, and justifying the Indian Affairs budget submissions in consultation with Tribes. The office ensures Tribal priorities are collected and considered in all budget deliberations and determines how best to balance those priorities with those of the Administration. OBPM coordinates and executes budget requirements to ensure timely distribution of funds to Tribes. The Office is also responsible for oversight and management of the strategic planning and performance management efforts of the agency. In carrying out these responsibilities, OBPM is required to manage and track all Tribal requests for Tribal Priority Allocation (TPA) fund transfers, manage Tribal pay-cost data to ensure Tribes receive proper pay increase funding for programs they operate under contract/compact, establish budget codes within the financial system for all programs as necessary, track funds status for all budget lines to advise managers

on balances, manage and maintain the budgets for AS-IA programs, prepare responses to congressional and audit inquiries, work with programs to develop goals and objectives for their programs, collect quarterly performance information, prepare Annual Performance Plans and Reports, and maintain automated budget tools for use by managers agency-wide. OBPM develops policies, handbooks, and guidelines to standardize and govern the formulation and execution of funds as well as the collection and use of performance information to ensure consistency agency-wide.

Administrative Services (Regional) (FY 2025: \$15,755,000; FTE: 82):

The Regional Offices provide administrative services in 6 key areas: finance, budget, facilities management, acquisitions, property management, and safety management. The Administrative Services (Regional) program regulates and accounts for resources used to achieve IA's mission and uphold mandates as required by Federal statutes such as ISDEAA, as amended. Each function is a direct operating service in support of Federal trust program activities. To maximize resources, the Regional Offices work with agency sites to coordinate resources to meet programmatic responsibilities. Staff also provides technical advice and assistance to Tribes within their servicing areas, specifically related to Pub.L. 93-638 contract and grant programs.

Subactivity – Safety and Risk Management (FY 2025: \$3,369,000; FTE: 14):

Program Overview:

The Safety and Risk Management Program fulfills statutory requirements and administers programs that are required by law for the safety and management of IA-owned facilities serving IA-funded programs, or Tribally owned facilities serving IA-funded law enforcement programs and IA employees. These statutes and programs include: Occupational Safety and Health Act (29 USC 651 et seq.), inspection of facilities conditions at IA-funded schools (25 USC 2005), Federal Employees Compensation Act (USC 8101 et seq.), the Federal Tort Claims Act (28 USC 2671 et seq.), Military Personnel and Civilian Employees' Claims Act (31 USC 3721 et seq.), Bureau Fire Marshal (25 IAM), and Motor Vehicle Operator Safety (25 IAM). The IA Safety and Risk Management Program covers all IA-controlled facilities, including facilities constructed, operated, or maintained under contracts or grants authorized by ISDEAA (Pub.L. 93-638) or the Tribally Controlled Schools Grant Act (Pub.L. 100-297).

Central Safety and Risk Management (FY 2025: \$819,000; FTE: 1):

The *Office of Facilities, Property, and Safety Management (OFPSM) Division of Safety and Risk Management (DSRM)* provides senior leadership, policy, and oversight for Indian Affairs' safety programs required by law including occupational safety and health, industrial hygiene, and public safety (non-law enforcement). DSRM reviews architectural and engineering drawings, specifications, shop design submittals, and all other documents for construction and major rehabilitation or repair of facilities and of existing facilities for compliance with applicable health and safety codes and standards. DSRM conducts acceptance inspections for new construction and major renovation projects for issuance of a Certificate of Occupancy. DSRM also collects statistics, analyzes information, prepares reports, provides training, and maintains a safety management information system. The Motor Vehicle Operator, Workers Compensation and Loss Compensation programs are also administered by DSRM.

Regional Safety Management (FY 2025: \$2,550,000; FTE: 13):

The Regional Safety and Health program ensures IA employees comply with applicable safety procedures, health laws, and regulations to provide a safe and healthful working environment. The program's efforts are focused on developing courses of action to eliminate or reduce hazards to an acceptable level. The program conducts annual workplace inspections, monitors Office of Workers Compensation Program chargebacks, and provides training and technical assistance to all locations with IA-owned or Tribally owned facilities serving IA-funded programs. Other duties include performing annual safety inspections, processing annual driving record history verifications, processing workers' compensation claims, processing loss compensation claims, and conducting safety and health training.

Subactivity – Information Resources Technology (FY 2025: \$53,426,000; FTE: 99):***Program Overview:***

The Information Resources Technology (IRT) program provides Information Technology (IT) services to Indian Affairs programs and is responsible for compliance with the Federal Financial Management Improvement Act, Federal Management Financial Integrity Act, OMB Circular A-123, and Federal Information Technology Acquisition Reform Act (FITARA), as well as cybersecurity requirements and priorities. The IRT program funds the operation and maintenance of core systems and services for IA programs to fulfill their obligations to the 574 federally recognized Tribes. The program provides IT support and services to IA locations nationwide, supporting a diverse set of mission needs, including business services, social services, transportation, irrigation, power, trust, forestry, justice services, detention centers, and wildland firefighters.

In FY 2023 IRT:

- Completed 87 BIA Circuit Upgrades/Transitions.
- Provided privacy program advocacy, oversight, leadership and guidance in support of DOI and Indian Affairs stakeholders by processing 1 Privacy Impact Assessment (PIA), 61 Privacy Threshold Analysis, and 10 Information System Categorizations (FIPS-199), which resulted in IA FISMA-reportable completion metrics for PIAs – 100% and FIPS-199 – 100%.

Subactivity - Human Capital Management (FY 2025: \$23,083,000; FTE: 95):***Program Overview:***

Human Capital Management includes human resources support, workers' compensation payments, unemployment compensation, and employee displacement costs.

Human Resources (FY 2025: \$12,270,000; FTE: 95):

Human Resources consists of the Office of Human Capital Management which provides all human resource operational services to all of Indian Affairs and the Center for Personnel Security.

The *Office of Human Capital Management (OHCM)* provides all recruitment, on-boarding, personnel staffing, position classification, employee benefit administration and has in-sourced retirement services,

personnel action processing, records management, managing and maintaining the personal identity verification card credentialing program, nationwide labor relations administration and contract negotiations, and employee relations including representation before third parties. OHCM develops, interprets, and issues Human Resources (HR) and employee development policy. The Office also monitors, evaluates, and implements initiatives to improve human resource management processes, services, and organizations in Indian Affairs.

The *Center for Personnel Security* is responsible for determining position sensitivity level for each position occupied and ensuring the appropriate background investigation and reinvestigation is conducted for appointees, employees, contractors, consultants, volunteers, and Tribal users for IA. This office is also responsible for policies and procedures related to suitability and clearance determination and processes.

Labor-Related Payments and Training (FY 2025: \$10,813,000):

The Labor-Related Payments and Training program consists of the following components:

Workers' Compensation Payments: Provides reimbursements to the Department of Labor (DOL) for on-the-job injury payments based on the DOL's annual charge back.

Unemployment Compensation: Provides reimbursements to the DOL for unemployment compensation payments on a prorated share. Allocations are based on percentages obtained from the contractor's match of actual state charges with the DOL's payroll records annually.

Employee Displacement Costs: Pursuant to Section 205 of the Indian Self-Determination and Education Assistance Act Amendments of 1988 (Pub.L.100-472), this program covers the payment of separation costs to Indian Affairs employees who are separated from Federal employment due to Tribal contracting or compacting of Federal programs under Pub.L. 93-638, as amended. These costs include severance pay and lump sum annual leave payments.

Training: Within available amounts, Indian Affairs will assist in providing necessary training to meet employee development needs in response to administrative, technical and managerial training gaps as identified in Risk Assessments and Workforce plans.

Subactivity - Facilities Management (FY 2025: \$20,328,000; FTE: 79):

Program Overview:

The Facilities Management subactivity provides funding for two programs: IA Regional Facilities Management; and Operations and Maintenance (O&M) for IA administrative buildings and structures. The IA Regional Facilities Management programs, operating under the direction of BIA Regional Directors, provide guidance, technical assistance, and oversight to local education, public safety and justice, and IA Agency facilities management staff to operate and maintain their facilities. In addition, Regional Facilities Management programs administer and provide support for executing facilities improvement and repair projects. The O&M program provides funding to operate and maintain IA facilities across the Nation.

Regional Facilities Management (FY 2025: \$4,849,000; FTE: 29):

The IA Regional Facilities Management programs, operating under the direction of BIA Regional Directors, provide guidance, technical assistance, and oversight on construction, renovation, operations, and maintenance of IA-funded facilities to local education, public safety and justice, and IA Agency facilities management programs. The programs also assist local programs with data gathering and reporting and project development and prioritization to support the Indian Affairs-Facilities Management System.

Operation and Maintenance (FY 2025: \$15,479,000; FTE: 50):

The O&M program funds daily operations and maintenance at IA facilities at 183 locations across the 12 IA Regions. The inventory of facilities includes 1,099 administrative-type buildings, including offices, fire stations, garages, warehouses, communication repeaters, and utility plants with approximately 4.4 million square feet. O&M services keep buildings in safe, healthy, and environmentally compliant conditions.

Facilities Operations: Operations activities and costs include janitorial services, utilities expenses, refuse disposal, fire protection, maintenance vehicles, communication services expenses, and pest control. Utility expenses include electrical power, natural gas, propane, heating oil, potable water, sewer, and refuse collection.

Facilities Maintenance: Funding covers annual routine maintenance activities and preventive, cyclical, and emergency unscheduled repairs and replacement projects below \$2,500 addressing needs at IA structures, equipment, and utility systems. In addition to buildings, structures include telecommunication radio repeater towers, water towers, underground and above ground fuel storage tanks, parking lots, landscaping, sidewalks, and fencing. Equipment includes heating; ventilation and air conditioning (HVAC); boilers; furnaces; fire alarm panels; sprinkler controls; security lights/camera and emergency lights and sirens, and master control systems. Utility systems include electrical systems, potable water treatment and distribution systems, sewer treatment and collection systems, storm drainage, fire hydrants, gas distribution, street lighting, and Supervisory Control and Data Acquisition.

Subactivity – Intra-Governmental Payments (FY 2025: \$25,897,000):***Program Overview:***

Indian Affairs makes contributions to the DOI Working Capital Fund for services provided or administered by the Department, the Interior Business Center (IBC), the United States Postal Service (USPS), and the General Services Administration (GSA). Department-wide services include oversight of major administrative systems such as the Federal Personnel and Payroll System, DOI University, Employee and Public Services, Security Program, Facilities Management Services, Support Services, Space Management Services, Technology and Telecommunications services, and the Financial Business and Management System (FBMS). The GSA charges include voice and data services; USPS charges consist of all classes of mail used by IA.

Subactivity – Rentals [GSA/Direct] (FY 2025: \$47,510,000):

Program Overview:

This program provides the core funding for BIA and BIE office and special purpose spaces, which includes occupancy agreements with GSA and direct leases, primarily with Tribes. Funding covers rental costs for all Indian Affairs programs including office space for Indian Affairs central, regional and agency offices, Indian education schools and offices, and Office of Justice Services law enforcement and detention centers.

GSA Rentals: Funds support approximately 84 GSA occupancy agreements and associated mandatory Department of Homeland Security (DHS) security fees for over 1 million square feet of office, warehouse, and parking space, as well as building and storage lots. Funding also supports rent expenses for the Central Office headquarters space at the Main Interior Building (MIB).

Direct Rentals: Funds cover lease contract costs for 23 spaces directly leased by IA under GSA's delegation of lease authority program with approximately 672,764 square feet of office and warehouse space as well as four land leases/easements and three detention centers/police stations which contain an additional 145,000 square feet of space.

Contract Support Costs

DEPARTMENT OF THE INTERIOR

BUREAU OF INDIAN AFFAIRS

Appropriation Language Sheet

Contract Support Costs

For payments to tribes and tribal organizations for contract support costs associated with Indian Self-Determination and Education Assistance Act agreements with the Bureau of Indian Affairs and the Bureau of Indian Education for fiscal year 2025, such sums as may be necessary, which shall be available for obligation through September 30, 2026: Provided, That notwithstanding any other provision of law, no amounts made available under this heading shall be available for transfer to another budget account.

Note.—A full-year 2024 appropriation for this account was not enacted at the time the Budget was prepared; therefore, the Budget assumes this account is operating under the Continuing Appropriations Act, 2024 and Other Extensions Act (Division A of Public Law 118–15, as amended). The amounts included for 2024 reflect the annualized level provided by the continuing resolution.

Summary of Requirements
Bureau of Indian Affairs
CONTRACT SUPPORT COSTS ACCOUNT
Dollars in Thousands (\$000)

ACCOUNT ² ACTIVITY Sub Activity Program Element	2023 Enacted ¹		2024 Annualized CR		Fixed Costs (+/-)	Internal Transfers (+/-)	Program Changes (+/-)		2025 Request		Change from 2024 Annualized CR (+/-) Amount
	Amount	FTE	Amount	FTE	Amount	Amount	Amount	FTE	Amount	FTE	
CONTRACT SUPPORT COSTS											
CONTRACT SUPPORT	288,156	-	426,388	-	-	-	-5,216	-	421,172	-	-5,216
INDIAN SELF-DETERMINATION FUND	201	-	5,000	-	-	-	-	-	5,000	-	-
TOTAL, CONTRACT SUPPORT COSTS	288,357	-	431,388	-	-	-	-5,216	-	426,172	-	-5,216

^{1/} FY 2023 Enacted reflects FY 2023 Actuals; The 2024 Annualized CR column reflects estimates from the FY 2024 Request

^{2/} Requested as Current Mandatory in 2026

CONTRACT SUPPORT COSTS

(Dollars in thousands)

Subactivity Program Element	2023 ¹ Enacted	2024 ² Annual- ized CR	2025 Fixed Costs	2025 Internal Transfers	2025 Program Change	2025 President's Budget	Change from 2024 Annualized CR
Contract Support	288,156	426,388			-5,216	421,172	-5,216
Indian Self-Determination Fund	201	5,000				5,000	
Total Requirements	288,357	431,388			-5,216	426,172	-5,216

1) FY 2023 Enacted amount reflects FY 2023 Actuals.

2) The 2024 Annualized CR column reflects estimates from the FY 2024 Request.

Summary of 2025 Program Changes

Program Changes	(\$000)	FTE Change
Contract Support	-5,216	
TOTAL, Program Changes	-5,216	

Program Description:

Contract Support Costs are a key component of Tribal self-determination and support the ability of Tribes to assume responsibility for operating Federal programs. The funding is provided to cover the costs that Tribes incur for the management and administration of Tribally operated programs under the Indian Self-Determination and Education Assistance Act.

Justification of 2025 Program Changes:

The FY 2025 budget request for the Contract Support Costs activity is \$426,172,000 and 0 FTE, a program change of -\$5,216,000 and +0 FTE from the FY 2024 Continuing Resolution level. The proposed amount is estimated to fully fund Contract Support Costs in 2025. The requested amount provides Contract Support Costs for program areas including Tribal climate, clean energy, public safety and justice, and human services.

The budget also proposes to reclassify Tribal Contract Support Costs from discretionary to mandatory funding beginning in 2026. This reclassification will provide Tribal nations with certainty that Contract Support Costs needs will be met with a dedicated funding source.

Contract Support (-\$5,216,000/ +0 FTE)

The proposed amount is estimated to fully fund 2025 Contract Support Costs. The requested amount provides Contract Support Costs for program areas including Tribal climate, clean energy, public safety and justice, and human services.

Contract Support Costs Overview:

Subactivity: Contract Support (FY 2025: \$421,172,000; FTE: 0):

Program Overview:

The Indian Self-Determination and Education Assistance Act of 1975 (ISDEAA), as amended (P.L. 93-638) authorizes Indian Tribes to take over the administration of programs that had been previously administered on their behalf by the Department of the Interior. In passing ISDEAA, Congress recognized that the Federal Government's administration of Indian programs prevented Tribes from establishing their own policies regarding program services. The ISDEAA removed that impediment; it allows Tribes to contract for a range of Indian programs that are managed by BIA on their behalf. Once having contracted the program, a Tribe assumes responsibility for all aspects of its management, such as hiring program personnel, conducting program activities, delivering program services, and establishing and maintaining administrative and accounting systems. Typical BIA programs that are contracted by Tribes include law enforcement, social services, road maintenance, and natural resource programs.

Congress amended the Act in 1988 and 1994 to provide that, under self-determination contracts, Tribes will receive eligible funding for Contract Support Costs in addition to the base program amount. Since 1988, Congress has provided funding for Contract Support Costs in annual appropriations acts. The funding included in a Tribe's contract is the sum of program funds transferred by BIA plus the eligible contract support funds provided for that Tribe's allowable administrative and managerial costs. In implementing the Act's provisions for contract support costs, BIA commonly refers to the following three categories of contract support costs: (1) indirect costs, which are the costs incurred for a common or joint purpose benefitting more than one contract objective, or which are not readily assignable to the contract objectives specifically benefitted without effort disproportionate to the results achieved; (2) direct Contract Support Costs, which are the costs of the activities Tribes incur but are not provided in program funding or indirect funding, such as the cost of program-specific training; and (3) startup costs, which are the one-time costs incurred during the initial year an agreement is in effect. The request for startup costs shall be reasonable, allowable, and allocable as it applies to the program, service, function or activity (PSFA) eligible to be included in a contract.

As the fiscal year progresses, and in the event of an overpayment of contract support funds, BIA will recoup the funds and may redistribute the funding to Tribes that have an increased Contract Support Cost need.

Fully funding Contract Support Costs allows BIA to meet ISDEAA's legal requirement to pay these costs; advances the Administration's policy of strengthening Indian self-determination; enhances BIA contracting programs; complies with the Supreme Court's decision in *Salazar v. Ramah Navajo Chapter*, 567 U.S. 182 (2012), that payment of Contract Support Costs is a legally enforceable contract obligation; and reduces BIA's exposure to breach of contract lawsuits.

Subactivity: Indian Self-Determination Fund (FY 2025: \$5,000,000; FTE: 0):

Program Overview:

Each year BIA estimates the amount of funds each Tribe with existing contracts should receive for Contract Support Costs. Beginning in FY 1995, BIA established a separate Indian Self-Determination (ISD) fund to provide funding for Contract Support Costs for new and expanded contracts during the first year of operation. The ISD fund enables BIA to assist with startup costs for the new or expanding PSFAs. The funding includes allowable start-up costs, without decreasing the funding for ongoing contracts. In the second year of a contract, the funding amount is added to the Contract Support Cost calculation and the Tribe receives a share of contract support funding for ongoing contracts.

The ISD may include the allowable costs to: (1) provide an initial transfer of a program previously operated by IA to the Tribe or Tribal organization; (2) expand current Tribal operations through the assumption of additional programs previously operated by IA; or (3) provide initial contract support funding for all new and expanded awards under the Act, including the assumption of programs previously operated by other Tribes or Tribal organizations, and for newly recognized Tribes.

Regional staff begin discussions with the proposing Tribes or Tribal organizations early to identify the amount of need and allowable startup contract support costs. Once the amount of need is identified, and before the end of the proposal's review period, a request for this amount is submitted to the Division of Self-Determination Services for approval and for a determination if funds are available. The BIA Central Office determines approval of ISD proposals and startup funds by request from the Regional Office, after the Regional Office recommends approval of proposals for new and expanded contracts.

The ISD supports two IA goals: (1) fostering strong and stable Tribal governments, and (2) providing Tribes with the resources they need to enhance their basic government infrastructure. The ISD complements other cross-cutting budget programs such as Contract Support Costs and the New Tribes program. These activities are dependent on each other for meeting the goal of strengthening Indian self-determination.

Payment for Tribal Leases

DEPARTMENT OF THE INTERIOR

BUREAU OF INDIAN AFFAIRS

Appropriation Language Sheet

Payment for Tribal Leases

For payments to tribes and tribal organizations for leases pursuant to section 105(l) of the Indian Self-Determination and Education Assistance Act (25 U.S.C. 5324(l)) for fiscal year 2025, such sums as may be necessary, which shall be available for obligation through September 30, 2026: Provided, That notwithstanding any other provision of law, no amounts made available under this heading shall be available for transfer to another budget account.

Note.—A full-year 2024 appropriation for this account was not enacted at the time the Budget was prepared; therefore, the Budget assumes this account is operating under the Continuing Appropriations Act, 2024 and Other Extensions Act (Division A of Public Law 118–15, as amended). The amounts included for 2024 reflect the annualized level provided by the continuing resolution.

Summary of Requirements
Bureau of Indian Affairs
TRIBAL LEASE EXPENSES
Dollars in Thousands (\$000)

ACCOUNT ^{1/2} ACTIVITY Sub Activity	2023 Enacted ^{1/}		2024 Annualized CR		Fixed Costs (+/-)	Internal Transfers (+/-)	Program Changes (+/-)		2025 Request		Change from 2024 Annualized CR (+/-)
	Amount	FTE	Amount	FTE	Amount	Amount	Amount	FTE	Amount	FTE	Amount
TRIBAL LEASE EXPENSES											
PAYMENTS for TRIBAL LEASES	26,022	-	82,500	-	-	-	+37,500	-	120,000	-	+37,500
TOTAL, TRIBAL LEASE EXPENSES	26,022	-	82,500	-	-	-	+37,500	-	120,000	-	+37,500

^{1/} FY 2023 Enacted reflects FY 2023 Actuals; The 2024 Annualized CR column reflects estimates from the FY 2024 Request

^{2/} Requested as Current Mandatory in 2026

PAYMENTS FOR TRIBAL LEASES

(Dollars in thousands)

Subactivity Program Element	2023 ¹ Enacted	2024 ² Annual- ized CR	2025 Fixed Costs	2025 Internal Transfers	2025 Program Change	2025 President's Budget	Change from 2024 Annualized CR
Payments for Tribal Leases	26,022	82,500			+37,500	120,000	+37,500
Total Requirements	26,022	82,500			+37,500	120,000	+37,500

1) FY 2023 Enacted amount reflects FY 2023 Actuals.

2) The 2024 Annualized CR column reflects estimates from the FY 2024 Request.

Summary of 2025 Program Changes

Program Changes	(\$000)	FTE Change
Payments for Tribal Leases	+37,500	
TOTAL, Program Changes	+37,500	

Program Description:

The Payments for Tribal Leases activity funds facility lease agreements under section 105(l) of the Indian Self-Determination and Education Assistance Act (ISDEAA) in support of Tribal self-determination. ISDEAA requires the BIA and the BIE to enter into a section 105(l) lease upon the request of a Tribe or Tribal organization for a facility used by the Tribe or Tribal organization in support of its Tribally operated ISDEAA contract or compact, or Tribally Controlled Schools Act grant.

The Payments for Tribal Leases program supports Tribally requested leases for programs, functions, activities, and services related to public safety and justice, education, and other administrative and Tribal government services.

Justification of 2025 Program Changes:

The 2025 budget request for the Payments for Tribal Leases activity is \$120,000,000 and 0 FTE, a program change of +\$37,500,000 and +0 FTE from the 2024 Continuing Resolution level.

Payments for Tribal Leases (+\$37,500,000)

The FY 2025 request proposes an additional \$37.5 million for Payments for Tribal Leases. The funding will cover the increased funding necessary to for additional leases that are currently in and expected to be added to the approval process. The 105(l)-facility lease program, which is managed by the Office of Tribal Leases, is expected to grow significantly in upcoming years. This growth in leases also requires additional staff to support the program. Therefore, the 2025 budget also requests additional funding for staff in the Operation of Indian Programs account, Executive Direction and Administration Services budget activity.

The 2025 request also proposes to shift Payments for Tribal Leases from discretionary to current mandatory funding beginning in 2026. This reclassification will provide Tribal nations with certainty that Payments for Tribal Leases needs will be met with a dedicated funding source.

Payments for Tribal Leases Overview

Subactivity – Payments for Tribal Leases (FY 2025: \$120,000,000; FTE: 0)

Program Overview:

Section 105(*I*) of ISDEAA requires that upon the request of a Tribe or Tribal organization, the Secretary shall enter into a lease with the Tribe or Tribal organization for a facility used by the Tribe to carry out a self-determination contract, self-governance funding agreement, or Tribally Controlled Schools Act (25 U.S.C. § 5324(*I*)(1)) grant. Lease costs must be reasonable and not duplicative of other Tribal payments.

The Payments for Tribal Leases program helps to fulfill the ISDEAA mandate for the Federal government to support Tribal nations in their efforts to achieve self-sufficiency. Indian Affairs recognizes the importance of 105(*I*) leases as a mechanism for infrastructure development in Indian country as it ensures Tribes and Tribal organizations have the proper facilities in place to carry out Federal functions under a self-determination contract or self-governance compact with the Department of the Interior for functions such as education, general administration, public safety, and others. The process to negotiate 105(*I*) leases honors the Administration's commitment to strengthen our government-to-government relationship with sovereign Tribal nations and to operate with the spirit of cooperation.

In FY 2023, the 105(*I*)-facility lease program, managed by the Office of Tribal Leases, completed 164 leases from 15 Tribes totaling \$41.5 million. The program provided formal technical assistance to 54 individual Tribes and presented at conferences across the country. There were 366 new lease requests and 196 renewal requests, totaling 562 requests for FY 2023. The growth and volume of leases creates a need for additional funding to support the program through the Executive Direction and Administration Services budget activity.

Indian Land Consolidation

DEPARTMENT OF THE INTERIOR

BUREAU OF INDIAN AFFAIRS

Appropriation Language Sheet

Indian Land Consolidation

For the acquisition of fractional interests to further land consolidation as authorized under the Indian Land Consolidation Act Amendments of 2000 (Public Law 106–462), and the American Indian Probate Reform Act of 2004 (Public Law 108–374), \$11,000,000, to remain available until expended: Provided, That any provision of the Indian Land Consolidation Act Amendments of 2000 (Public Law 106–462) that requires or otherwise relates to application of a lien shall not apply to the acquisitions funded herein.

Note.—A full-year 2024 appropriation for this account was not enacted at the time the Budget was prepared; therefore, the Budget assumes this account is operating under the Continuing Appropriations Act, 2024 and Other Extensions Act (Division A of Public Law 118–15, as amended). The amounts included for 2024 reflect the annualized level provided by the continuing resolution.

Summary of Requirements
Bureau of Indian Affairs
INDIAN LAND CONSOLIDATION
Dollars in Thousands (\$000)

ACCOUNT ACTIVITY Sub Activity	2023 Enacted		2024 Annualized CR		Fixed Costs (+/-)	Internal Transfers (+/-)	Program Changes (+/-)		2025 Request		Change from 2024 Annualized CR (+/-)
	Amount	FTE	Amount	FTE	Amount	Amount	Amount	FTE	Amount	FTE	Amount
INDIAN LAND CONSOLIDATION											
INDIAN LAND CONSOLIDATION PROGRAM	8,000	17	8,000	17	-	-	+3,000	-	11,000	17	+3,000
TOTAL, INDIAN LAND CONSOLIDATION	8,000	17	8,000	17	-	-	+3,000	-	11,000	17	+3,000

INDIAN LAND CONSOLIDATION

(Dollars in thousands)

Subactivity Program Element	2023 Enacted	2024 Annual- ized CR	2025 Fixed Costs	2025 Internal Transfers	2025 Program Changes	2025 President's Budget	Change from 2024 Annualized CR
Indian Land Consolidation	8,000	8,000			+3,000	11,000	+3,000
<i>FTE</i>	<i>17</i>	<i>17</i>				<i>17</i>	
Total Requirements	8,000	8,000			+3,000	11,000	+3,000
<i>FTE</i>	<i>17</i>	<i>17</i>				<i>17</i>	

Summary of 2025 Program Changes

Program Change	(\$000)	FTE Change
Indian Land Consolidation	+3,000	
TOTAL, Program Changes	+3,000	

Program Description:

The Indian Land Consolidation Program (ILCP) is authorized under the Indian Land Consolidation Act Amendments of 2000 (Pub. L. 106–462), the American Indian Probate Reform Act of 2004 (Pub. L. 108–374), and other authorities. The ILCP implements land consolidation efforts on a nationwide basis by purchasing fractional land interests from willing sellers at locations across Indian Country impacted by fractionation and placing them into trust for Tribes. These transactions increase the amount of Tribal trust land for conservation, stewardship, economic development, or other uses deemed beneficial by Tribes. This program supports efforts to reduce land management costs to the Federal Government and to enhance Tribal sovereignty and self-determination by empowering Tribes to determine how their lands are used.

This program is modified from the previous Indian Land Consolidation activities in that any provision of the Indian Land Consolidation Act Amendments of 2000, Pub. L. 106–462 that requires or otherwise relates to application of a lien shall not apply to the acquisitions funded and 25 U.S.C. 2217 reporting requirements are not applicable.

Justification of 2025 Program Changes:

The FY 2025 budget request for the Indian Land Consolidation program is \$11,000,000 and 17 FTE, a program change of +\$3,000,000 from the 2024 annualized Continuing Resolution.

The FY 2025 budget continues funding for the re-established Indian Land Consolidation Program (ILCP). This program includes a focus on conservation to help Tribes address the climate crisis on Tribal lands. The Interior Department's previous Indian Land Consolidation Program consolidated fractionated Indian lands prior to the establishment, in 2012, of the Land Buy-Back Program for Tribal Nations, which ended in November 2022. As in the previous program, funds in the ILCP will be used to purchase, at fair market value, fractional interests in trust or restricted land from willing individual Indian landowners and to

convey those interests to the Tribe with jurisdiction. Current efforts are more efficient and cost-effective as a result of building on previous program successes. The program adheres to best practices from the Land Buy-Back Program, including utilization of highly streamlined, standardized, and automated processes and procedures for acquiring fractional land interests which are specifically designed to minimize associated administrative costs.

Consolidation of fractional interests reduces the Federal Government's costs for managing Indian lands, fosters Tribal self-determination, and promotes economic opportunity in Indian Country. This program supports the Administration's priorities to invest in Tribal climate resilience and directly supports Executive Order 14008, "Tackling the Climate Crisis at Home and Abroad" by enhancing the ability of Tribal governments to plan for and adapt to climate change, and to build stronger Tribal communities. Reducing land fractionation and achieving Tribal majority ownership in lands supports Tribal sovereignty by enabling Tribes to make decisions about land management, use, and protection that facilitate climate mitigation and resilience. Indian Affairs will continue to consult and coordinate with Tribes on program implementation.

Further, this program provides Federal support to underserved Tribal communities and helps rectify the adverse impacts of the repudiated Federal Indian allotment policy, thereby reducing barriers to economic opportunity in historically disadvantaged Tribal communities. Highly fractionated lands are difficult to protect or use for any purpose. When Tribes gain majority ownership in previously fractionated land through consolidation efforts, Tribes can build stronger Tribal communities and improve economic opportunities.

Indian Land Consolidation Overview:

Subactivity – Indian Land Consolidation (FY 2025: \$11,000,000; FTE: 17):

Program Overview:

The Secretary of the Interior is authorized to acquire from willing sellers, and at fair market value, any fractional interest in trust or restricted land, to prevent further fractionation; consolidate fractional interests and ownership into usable parcels, in a manner that enhances Tribal sovereignty; promote Tribal self-sufficiency and self-determination; and reverse the effects of the allotment policy on Indian Tribes. While Indian land fractionation was reduced substantially through the 2012-2022 Land Buy-Back Program, more than 100,000 fractionated tracts of trust or restricted Indian land remained across Indian Country when the program concluded. These tracts currently contain approximately 2.4 million fractional interests and comprise the equivalent of over 5.6 million acres. The re-established ILCP builds on the success of the Land Buy-Back Program by continuing cost-effective voluntary acquisition of fractional interests from willing sellers for consolidation under Tribal ownership, with direct savings to the Federal Government and immediate benefits to Tribes and individuals.

The Joint Explanatory Statements of the Consolidated Appropriations Acts of 2022 (Pub.L. 117-103) and 2023 (Pub. L. 117-328) directs Indian Affairs to submit administrative expense estimates and performance metrics, including the proposed number of fractionated interests to be purchased and acreage consolidated, in the annual budget justification. In FY 2022, the program began initial planning and

coordination, leveraging existing employees from the Acquisitions Center. With estimated startup costs of \$2.7 million, the program took all necessary actions in FY 2023, including establishment of new policies and procedures, filling vacant positions, system development and support, and interagency agreements to obtain required appraisals. Purchase offers with a total value of \$6.7 million were made at three initial locations in 2023, with 177 fractional interests acquired and 3,503 equivalent acres consolidated under Tribal ownership to date. The program anticipates purchasing fractional interests at nine locations by the end of FY 2024.

In 2025, the ILCP will continue land consolidation efforts on a nationwide basis, increasing the amount of Tribal trust land for conservation, stewardship, economic development, and other uses deemed beneficial by Tribes. These continued efforts will further enhance the ability of Tribes to address the climate crisis while supporting environmental justice principles and Tribal sovereignty and self-determination, in support of Administration priorities and initiatives in Indian Country. They will also further reduce Federal government costs associated with managing fractional land interests.

Construction

DEPARTMENT OF THE INTERIOR

BUREAU OF INDIAN AFFAIRS

Appropriation Language Sheet

Construction

(Including Transfer of Funds)

For construction, repair, improvement, and maintenance of irrigation and power systems, buildings, utilities, and other facilities, including architectural and engineering services by contract; acquisition of lands, and interests in lands; and preparation of lands for farming, and for construction of the Navajo Indian Irrigation Project pursuant to Public Law 87–483; \$154,771,000, to remain available until expended: Provided, That such amounts as may be available for the construction of the Navajo Indian Irrigation Project may be transferred to the Bureau of Reclamation: Provided further, That any funds provided for the Safety of Dams program pursuant to the Act of November 2, 1921 (25 U.S.C. 13), shall be made available on a nonreimbursable basis: Provided further, That this appropriation may be reimbursed from the Bureau of Trust Funds Administration appropriation for the appropriate share of construction costs for space expansion needed in agency offices to meet trust reform implementation: Provided further, That of the funds made available under this heading, \$10,000,000 shall be derived from the Indian Irrigation Fund established by section 3211 of the WIIN Act (Public Law 114–322; 130 Stat. 1749): Provided further, That amounts provided under this heading are made available for the modernization of Federal field communication capabilities, in addition to amounts otherwise made available for such purpose.

Note.—A full-year 2024 appropriation for this account was not enacted at the time the Budget was prepared; therefore, the Budget assumes this account is operating under the Continuing Appropriations Act, 2024 and Other Extensions Act (Division A of Public Law 118–15, as amended). The amounts included for 2024 reflect the annualized level provided by the continuing resolution.

Appropriation Language Citations

BUREAU OF INDIAN AFFAIRS

Appropriation Construction

General Authorization

25 U.S.C. 13 (The Snyder Act of November 2, 1921) is the basic authority under which the Secretary provides services, including construction of facilities, to support operating programs to federally recognized Tribes. This Act also provides for the enlargement, extension, improvement, and repair of the buildings and grounds of existing plants and projects. In addition, most of the major projects have specific authorizations.

1. Indian irrigation and other water-related systems

For construction, repair, improvement, and maintenance of irrigation and power systems involving irrigation canals, wells, hydroelectric dams, and water and electrical distribution systems.

Including, but not limited to, the following citations:

Pub. L. 106-382

Pub. L. 87-483

Pub. L. 114-322

Pub. L. 106-382 (The Fort Peck Reservation Rural Water System Act of 2000) provides that the Federal share of construction of the Assiniboine and Sioux Rural Water system shall be 100 percent and shall be funded through annual appropriations to the Bureau of Reclamation; then 100 percent of the Federal share of the cost of operation and maintenance of the Assiniboine and Sioux Rural Water System shall be funded through annual appropriations to the Bureau of Indian Affairs.

Pub. L. 87-483 (76 Stat.96), as amended, provides for the construction, operation, and maintenance of the Navajo Indian Irrigation Project.

Pub L. 114-322 (130 Stat. 1753-54) (Water Infrastructure Improvements for the Nation Act of 2016, as amended) established in the Treasury of the United States a fund, to be known as the “Indian Irrigation Fund” for the “completion of repairing, replacing, modernizing, or performing maintenance on [certain Indian irrigation] projects”. The America’s Water Infrastructure Act of 2018 (S. 3021) amended Sections 3212(a), 3213(a), 3216, 3221(b), 3224(d), and 3226 of the WIIN Act (130 Stat. 1750) to extend the date for accomplishments to each of fiscal years 2017 through 2028.

2. For the Operations and Maintenance of Indian Affairs facilities.

25 U.S.C. 13

25 U.S.C. 13 provides generally for the use of funds for the operation and maintenance of Indian

Affairs facilities.

3. Acquisition of lands, and interests in lands.

25 U.S.C. 5108

25 U.S.C. 5108 provides that the Secretary of the Interior is authorized, in her discretion, to acquire, through purchase, relinquishment, gift, exchange, or assignment, an interest in lands, water rights, or surface rights to lands, within or without existing reservations, including trust or otherwise restricted allotments, whether the allottee be living or deceased, for the purpose of providing land for Indians. Such sum may not exceed \$2,000,000 in any one fiscal year.

4. Indian Roads Program.

25 U.S.C. 318a

23 U.S.C. 201-204

25 U.S.C. 318a authorizes material, equipment, supervision and engineering in the survey, improvement, construction, and maintenance of Indian reservation roads.

23 U.S.C. 201 et seq. (The Surface Transportation and Uniform Relocation Assistance Act of 1987) provides for the expenditure of Federal funds on Indian reservation roads. Section 202 of the Act provides for a portion of the funds appropriated for Indian reservation roads to be used by the Secretary of the Interior for program management and project related administrative expenses. Section 203 of the Act identifies a three-year period of availability after the close of the fiscal year for which authorized, for Indian reservation roads projects. Section 204 provides that Highway Trust funds for Indian reservation roads may be used by the Secretary of the Interior for the cost of construction and improvement of such roads.

5. Dams.

25 U.S.C. 3801-3805

25 U.S.C. 3801-3804 (The Indian Dams Safety Act of 1994) authorizes appropriations to establish and operate a dam safety maintenance and repair program to ensure maintenance and monitoring of the condition of dams and to maintain the dams in a satisfactory condition on a long-term basis,

25 U.S.C. 3805 (Water Infrastructure Improvements for the Nation Act of 2016, as amended) established two funds (high- and low-hazard) to address deferred maintenance. Funds expire on September 30, 2030 and are subject to appropriations.

6. Quarters Program.

5 U.S.C. 5911

5 U.S.C. 5911 et seq. (Federal Employees Quarters and Facilities Act) provides for the use of Federal quarters and collection of rent, for the Operations and Maintenance of such structures.

Summary of Requirements
Bureau of Indian Affairs
CONSTRUCTION
Dollars in Thousands (\$000)

ACCOUNT ACTIVITY Sub Activity	2023 Enacted		2024 Annualized CR		2025 Fixed Costs (+/-)	2025 Internal Transfers (+/-)		2025 Program Changes (+/-)		2025 Request		Change from 2024 Annualized CR (+/-) Amount
	Amount	FTE	Amount	FTE	Amount	Amount	FTE	Amount	FTE	Amount	FTE	
CONSTRUCTION												
PUBLIC SAFETY & JUSTICE CONSTRUCTION	51,561	-	51,561	-	-	-	-	-	-	51,561	-	-
Facilities Replacement/New Construction	33,500	-	33,500	-	-	-	-	-	-	33,500	-	-
Employee Housing	4,744	-	4,744	-	-	-	-	-	-	4,744	-	-
Facilities Improvement & Repair	9,872	-	9,872	-	-	-	-	-	-	9,872	-	-
Fire Safety Coordination	171	-	171	-	-	-	-	-	-	171	-	-
Fire Protection	3,274	-	3,274	-	-	-	-	-	-	3,274	-	-
RESOURCES MANAGEMENT CONSTRUCTION	75,213	34	75,213	34	+119	-	-	+233	-	75,565	34	+352
Irrigation Project Construction	28,716	1	28,716	1	+11	-	-	+24	-	28,751	1	+35
Engineering & Supervision	2,758	10	2,758	10	+30	-	-	+56	-	2,844	10	+86
Survey & Design	1,016	-	1,016	-	-	-	-	-	-	1,016	-	-
Federal Power Compliance [FERC]	671	2	671	2	+7	-	-	+9	-	687	2	+16
Dam Projects	42,052	21	42,052	21	+71	-	-	+144	-	42,267	21	+215
OTHER PROGRAM CONSTRUCTION	26,535	16	26,535	16	+61	-	-	+1,049	-	27,645	16	+1,110
Telecommunications Improvement & Repair	2,419	-	2,419	-	-	-	-	-1,000	-	1,419	-	-1,000
Facilities/Quarters Improvement & Repair	4,619	-	4,619	-	-	-	-	+732	-	5,351	-	+732
Construction Program Management	19,497	16	19,497	16	+61	-10,000	-1	+1,317	-	10,875	15	-8,622
Water Safety & Sanitation	-	-	-	-	-	+10,000	+1	-	-	10,000	1	+10,000
TOTAL, CONSTRUCTION	153,309	50	153,309	50	+180	-	-	+1,282	-	154,771	50	+1,462
SUPPLEMENTAL												
Disaster Relief Act, 2023 (P.L. 117-328)	2,500	-	-	-	-	-	-	-	-	-	-	-
Bipartisan Infrastructure Law (P.L. 117-58)	50,000	-	50,000	-	-	-	-	-	-	50,000	-	-
Transfer to OIG (P.L. 117-58)	-250	-	-250	-	-	-	-	-	-	-250	-	-
TOTAL, CONSTRUCTION w/ Supplemental	205,559	50	203,059	50	+180	-	-	+1,282	-	204,521	50	+1,462

Bureau of Indian Affairs
CONSTRUCTION
Justification of Fixed Costs Changes
(Dollars In Thousands)

Fixed Cost Element	2024 Annualized CR or Change	2024 Annualized CR to 2025 Request Change	Description
Change in Number of Paid Days	+25	0	Total paid days for FY 2025 is 261 (2088 hours) which is the same number of days as FY 2024.
Pay Raise	+316	+180	The President's Budget for 2025 includes one quarter (October-December 2024) of the 5.2% pay raise for 2024 and three quarters (January-September 2025) of the estimated 2.0% pay raise for 2025.
Total, Account 2025		+180	

INDIAN AFFAIRS CONSTRUCTION SUMMARY

Overview

The Indian Affairs (IA) Construction program carries out facilities and structures projects, demolition, and environmental compliance for IA-owned and -funded assets across the Nation. The Construction program consists of three major activities serving different missions of BIA:

- Public Safety and Justice
- Resource Management
- Other Program Construction

IA owns or provides funding for a broad variety of buildings, structures, and other facilities including buildings with historical and architectural significance. IA is responsible for facilities and structures of all types and sizes. This includes structures such as detention and correctional facilities, employee housing, small storage sheds, fences, security check-point shelters, water and wastewater systems, and protective structures over pumping systems. Other structures include roads, bridges, forestry lookout towers, telecommunications facilities, irrigation projects, and 141 high hazard classified dams.

The Indian Affairs – Facilities Investment Review Board (IA-FIRB) is the governing body for making executive-level decisions on the construction and leasing portfolio for IA in support of the Department's missions, goals and objectives. The IA-FIRB meets quarterly to select proposed projects, review the status of ongoing major capital investments and provide oversight for adherence to budget, schedule and return on investment. Upon approval by the Department, construction projects are prioritized and incorporated into the Five-Year Deferred Maintenance and Construction Plans.

Asset Condition Assessments

IA conducts facility condition assessments on a three-year cycle. Deficiencies that cannot be corrected in the same year are identified and tracked as deferred maintenance for the building or structure. The Facility Condition Index (FCI) is the standard industry measure used to compare the condition of buildings and facilities. It is calculated by taking the deferred maintenance cost of a facility or building and dividing it by the current replacement value. The FCI is used by all IA programs to support asset management and to develop five-year plans for improvement and repair of facilities. Based on the FCI, buildings and structures are categorized as being in good, fair, or poor condition. The formula for calculating the FCI and the relation of the FCI to condition categorization are as follows:

$$\text{Facilities Condition Index (FCI)} = \frac{\text{Maintenance, Repair, and Replacement Deficiencies of the Facility(-ies)}}{\text{Current Replacement Value of the Facility(-ies)}}$$

Facility Condition Categorization as Measured by FCI		
FCI (School Assets)	FCI (All Others)	Condition
< .0500	< .0500	Good
<= .1000	<= .1500	Fair
>.1000	>.1500	Poor

Deferred Maintenance and Repair (DM&R)

Public Safety & Justice Construction - The FY 2023 (most current available) Deferred Maintenance and Repair (DM&R) for Public Safety & Justice Construction is estimated at \$53.3 million. This includes all asset categories, but does not include DM&R associated with Grounds, which will be reported in the Federal Real Property Profile (FRPP) in FY 2024. With an estimated annual level of nearly \$48 million to address DM&R and other lifecycle investment needs, the Office of Justice Services (OJS) is prioritizing Law Enforcement Facility projects to uphold Tribal sovereignty and provide for the safety of Indian communities.

The FY 2025 Facilities Replacement / New Construction funding will complete the funding of Quinault Detention Center which will address an estimated \$499,000 in DM&R. The 2025 budget will also complete the funding of Window Rock Detention Center. The amount of DM&R that will be addressed is to be determined.

The Branch of Planning and Design has been established within the Division of Facilities Management and Construction (DFMC) to prioritize designs, prepare accurate construction cost estimates, and ensure that there are shovel ready construction projects.

Resources Management Construction - The BIA irrigation projects have a deferred maintenance total of over \$2.3 billion, many times more than the available budget to address these issues. With existing funding and competing infrastructure needs, BIA is prioritizing repair and rehabilitation projects across its inventory of 17 irrigation projects to minimize the risk and loss of water delivery. Design projects have been prioritized to ensure BIA has accurate construction cost estimates prior to bidding, and to develop a suite of shovel-ready construction projects moving forward.

Approximately two-thirds of the IA managed high-hazard potential dams, which are expected to cause loss of life if they fail, do not meet Federal dam safety standards. In order to minimize downstream risk, nine IA managed dams are breached and many IA managed dams have been fully or partially drained. The IA estimates that \$1.379 billion is needed for DM&R to address known life-safety deficiencies at the high-hazard potential dams it manages. In addition to the \$1.379 billion in known deficiencies, an unknown but not insignificant need likely exists for hidden life-safety deficiencies that cannot be detected by an external inspection and for operational deficiencies that exist but do not pose a life safety threat.

Other Program Construction - The FY 2023 DM&R for Other Program Construction is estimated at \$146 million. This does not include DM&R associated with Grounds. Grounds assets will be reported in the FRPP in FY 2024. With an estimated annual budget of \$13 million to address these DM&R needs, BIA is prioritizing projects that will enhance the quality of life of American Indians and Alaska Natives.

The FY 2025 Other Program Construction funding will be used to address DM&R associated with the 94 BIA Administrative Facilities and approximately 1,000 Quarter units.

Indian Affairs – Facilities Management System

The Indian Affairs – Facilities Management System (IA-FMS) is used to regularly update the multi-phase inventory and deferred maintenance backlogs. The IA-FMS allows maintenance of a current and accurate inventory of IA real property and integration with the Department of the Interior's Financial and Business Management System (FBMS) with IA-FMS. Information in IA-FMS is used to develop the IA Five Year Maintenance and Construction Plan in accordance with the Department of the Interior's guidance, which prioritizes deferred maintenance and capital improvement projects. The Plan provides IA with a clear strategy for addressing facilities with the greatest need with primary focus on critical health and safety requirements.

IA also maintains a current and accurate inventory of real property in the Federal Real Property Profile Management System (FRPP MS) which houses real property data for all Federal agencies. The FRPP MS includes Government-wide performance metrics such as FCI and operating costs, which support IA management of assets.

Public Safety and Justice Construction

The Public Safety & Justice (PS&J) construction program funds facility replacement, facility improvement and repair (FI&R), and related projects at detention, correctional, court and law enforcement facilities. IA funds law enforcement and detention facilities throughout Indian country to support IA and Tribal law enforcement programs. The facilities are operated either by BIA as direct services or by the Tribe through the contracting and self-governance compacting processes authorized under Pub.L. 93-638, the Indian Self-Determination and Education Assistance Act of 1975, as amended. Facilities include housing units to support public safety and justice employees. Replacement, repair, and improvement of BIA-funded detention/corrections and other Office of Justice Services (OJS) facilities improve both public safety and the quality of life in Indian Country. The program also maintains fire safety systems in these facilities. Completion of replacement and FI&R projects facilitates compliance with the requirements of the Americans with Disabilities Act (ADA), Architectural Barriers Act, Environmental Protection Agency (EPA), and other safety code requirements, reducing IA's exposure to liability.

The PS&J construction program prioritizes projects based on critical life safety deficiencies. Currently, detention centers have the highest funding priority; the second priority is for short-term holding cell facilities; and the third priority is for law enforcement administrative offices and court facilities. Detention facilities in the worst condition and highest demand receive the highest priority for funding. In order to develop a data driven prioritization process to prioritize major facility improvement and replacement projects for all law enforcement facilities, Indian Affairs has developed a policy which used the Education

Construction Site Assessment and Capital Investment (SA-CI) process as a model. Based on consultation with Tribes, the PS&J SA-CI Program was developed and is being implemented.

The PS&J Construction activity also funds the Structural Fire Protection Program (SFPP) that supports fire safe IA facilities including OJS detention/corrections facilities, BIA agency and regional offices, and BIE schools and dormitories. The SFPP coordinates fire suppression responses by IA, Tribal, other Federal, and county fire departments.

Resource Management Construction

The Resource Management Construction program improves the management of land and natural resource assets through the delivery of water consistent with applicable Federal, Tribal, and State laws in an environmentally responsible and cost-efficient manner and protects lives, resources, and property by improving public safety and security.

The Resource Management Construction program is composed of the following major activities:

- Irrigation Project Construction
- Engineering and Supervision
- Survey and Design
- Federal Power Compliance (FERC)
- Dam Projects

Indian irrigation projects deliver water to over 800,000 acres, through over 6,000 miles of canals and more than 52,000 irrigation structures and provides an estimated \$1.1 billion in economic output to the surrounding economies. IA has 17 Indian irrigation projects in its asset inventory. Fifteen of those are revenue-generating, in which they derive all or part of their operating funds from annual assessments to irrigation customers. The annual receipt of funds for the fifteen revenue-generating projects exceeds \$35 million.

IA dams provide irrigation water storage, recreation, flood control, conservation, and power generation. IA is currently responsible for managing 141 high-hazard potential dams on 42 Indian Reservations. IA is also evaluating approximately 1,000 additional dams that are known to exist on Indian Lands. The vast majority of these dams are likely low-hazard potential; however IA anticipates that between 100 and 300 of these dams may be determined to be high-hazard or significant-hazard potential dams. Dam hazard classifications are based on the potential for loss of life or property damage downstream due to an uncontrolled release of water from the dam. The classifications do not reflect the current structural condition of a dam. To protect downstream residents from undue risks, the portfolio of IA dams is managed using a risk-informed approach to prioritize actions at dams that present the greatest life-safety risk. The robust risk-informed approach is a best practice adopted to develop balanced and informed assessments of the safety of IA managed dams and to evaluate, prioritize, and justify dam safety decisions. Current program funding supports several activity areas including emergency management, early warning systems, dam security, identification of floodplains downstream of dams, operations and maintenance, and dam evaluation, design, and construction.

Other Program Construction

Other Program Construction provides funding for repairs in BIA-owned administrative buildings at 145 locations, telecommunication assets, and BIA-owned water and wastewater systems. The program also funds communication equipment replacement and zero emission vehicle fleet procurement.

The Other Program Construction program major activities include:

- Construction Program Management
- Telecommunications Improvement and Repair
- BIA agency and regional Facilities/Quarters Improvement and Repair (F/QI&R)
- Water and wastewater systems rehabilitation and repair

The Division of Facilities Management and Construction (DFMC), in partnership with the regional facilities and BIE programs, is responsible for the management and accomplishment of the facilities construction, repair, and improvement program and O&M programs provided through direct services or through the contracting and self-governance compacting processes authorized under Pub.L. 93-638. DFMC program management 1) develops, implements, and administers construction policies and procedures; 2) plans, formulates, executes, and manages facilities' budgets; and 3) provides fiscal and programmatic administration, management, monitoring, and evaluation of the facilities' programs on an IA-wide basis.

The Water Sanitation program focuses on eliminating issues with BIA/BIE drinking water and sanitation systems identified by the Environmental Protection Agency. The activity also supports strategic, tactical, and liaison support for the IA facilities management program.

Starting in 2023, BIA is part of the Department of the Interior Field Communications Modernization (DIFCOM) initiative to deploy up-to-date mobile broadband connectivity and provide employees working in the field with voice, video, and data capabilities across a broader set of missions.

The BIA construction program also supports the President's goal of transitioning to a fully Zero Emission Vehicle Federal fleet and necessary vehicle charging and refueling infrastructure. These acquisitions are a significant step towards eliminating tailpipe emissions of greenhouse gases which are currently the leading source of greenhouse gases that threaten the planet and harm U.S. communities.

Public Safety & Justice Construction

PUBLIC SAFETY AND JUSTICE CONSTRUCTION

(Dollars in thousands)

Subactivity Program Element	2023 Enacted	2024 Annualized CR	2025 Fixed Costs	2025 Internal Transfers	2025 Program Changes	2025 President's Budget	Change from 2024 Annualized CR
Facilities Replacement/New Construction	33,500	33,500				33,500	
Employee Housing	4,744	4,744				4,744	
Facilities Improvement and Repair	9,872	9,872				9,872	
Fire Safety Coordination	171	171				171	
Fire Protection	3,274	3,274				3,274	
Total Requirements	51,561	51,561				51,561	
<i>FTE</i>							

Program Description:

The Public Safety and Justice (PS&J) Construction program reflects the Administration's commitment to public safety in Indian Country, with engagement from Tribal communities. There are 65 public safety program sites and 125 detention and other PS&J facilities located in 18 States across Indian Country. This program supports PS&J facilities that prioritize the health and safety of detainees, employees, and the local community. The activity supports law enforcement, detention, and court facility replacement, improvements, and repairs, employee housing construction, fire safety improvements and repairs, and other various programs that support the mission of the BIA Office of Justice Services (OJS). The program is managed by the BIA Division of Management and Construction (DFMC).

Justification of 2025 Program Changes:

The FY 2025 budget request for the Public Safety and Justice Construction program is \$51,561,000, no program change from the 2024 Continuing Resolution.

Public Safety and Justice Construction Overview:

The Public Safety & Justice (PS&J) Construction program funds law enforcement, detention, and court facility replacement, improvements and repairs, employee housing construction, fire safety, and other programs that support the PS&J Construction programs, such as condition assessments. Assets maintained under this program also include a wide variety of other constructed assets such as warehouses, storage facilities, garages (quarters and non-quarters), and existing building operation support systems.

Subactivity - Facilities Replacement/New Construction (FY 2025: \$33,500,000):

Program Overview:

The PS&J Facilities Replacement/New Construction program provides funding to replace detention centers, Tribal courts, and law enforcement facilities in poor condition based on prioritization criteria jointly developed by DFMC and OJS. The program utilizes the Site Assessment Capital Investment (SA-

CI) process, similar to that used in the BIE Education Construction program. This strategy allows Indian Affairs to utilize a data-driven process to identify and prioritize PS&J facilities in developing multi-year execution plans. The status of currently funded projects follows:

FY 2023 PS&J Construction Progress:

- Hopi Detention Center: Construction is approximately 66% complete. This project is scheduled to be completed FY 2024 Quarter 4.
- Blackfeet Detention Center: The contract delivery method changed from design-build to design-bid-build. The Design of the new facility is approximately 85% complete.
- Mescalero Detention Center: Construction is approximately 50% complete. This project is scheduled to be completed FY 2024 Quarter 4.
- Quinault Detention Center: The Design is approximately 20% complete.
- Sisseton-Wahpeton Detention Center: The 100% Design was completed and the construction contract was awarded FY 2023 Quarter 4.
- Turtle Mountain Detention Center: This project started construction at the end of FY 2023 Quarter 4.
- Warm Springs Detention Center: Planning is approximately 70% complete.
- Window Rock Detention Center: This project is in the Pre-Planning Phase.

The following five sites were selected for the FY 2022 PS&J SA-CI Pilot Program:

- Cheyenne River Detention Center
- Standing Rock Detention Center
- Truxton Canon Agency (Supai Jail)
- Omaha Tribal Police Department (Macy)
- Truxton Canyon Agency Detention Center (Hualapai Adult Detention Center)

The following two sites were selected for the FY 2023 PS&J SA-CI pilot program:

- Northern Cheyenne (Lame Deer) Detention Center
- Wind River Adult Detention Center

FY 2024 PS&J Construction Projects:

FY 2024 PS&J Construction funds will support the planning, design, and/or construction of –

- Blackfeet Detention Center
- Turtle Mountain Detention Center.

FY 2025 PS&J Construction Projects:

FY 2025 PS&J Construction funds will support the planning, design, and/or construction of –

- Quinault Detention Center
- Window Rock Detention Center.

Subactivity - Employee Housing (FY 2025: \$4,744,000):

Program Overview:

PS&J Employee Housing is constructed using a pre-approved standard design that meets IA-adopted building codes and standards, including health and safety standards. This approach accelerates the preliminary design review and acceptance process. Employee Housing projects will be selected based on existing prioritization criteria established by OJS.

Subactivity - Facilities Improvement and Repair (FI&R) (FY 2025: \$9,872,000):

Program Overview:

The FI&R program prioritizes health and safety deficiency improvements, repairs, and renovation projects at law enforcement, detention, and court facilities.

Minor Improvement and Repair (MI&R) [\$5,472,000]:

The MI&R program assists in maintaining the IA real property portfolio assets at an operational level and extends the useful life of IA assets. MI&R projects support IA compliance with the American Correctional Association Core Jail Standards, accessibility requirements, EPA requirements, and other life safety and health code requirements. The MI&R program funds the disposal of assets no longer needed for the program and the abatement of any environmental hazards required to support demolition. MI&R projects are prioritized based on data derived from facility condition assessments and the SA-CI Program. This strategy allows Indian Affairs to utilize a data-driven process to identify and prioritize PS&J facilities in developing multi-year execution plans.

Facilities Condition Assessments (FCA) [\$900,000]:

The FCA program funds comprehensive facility assessments of law enforcement, detention, and court facilities. FCA identify new Deferred Maintenance (DM) needs, validate existing DM items, and include a computation of the Current Replacement Value (CRV) of each asset, which is critical in calculating the asset's Facility Condition Index (FCI). FCA includes the inspection of critical elements such as life safety systems, HVAC systems, electrical systems, structural integrity, and other elements.

Emergency Repair [\$600,000]:

The Emergency Repair program provides funding for facilities-related expenses necessary to mitigate or correct immediate threats to life or property at law enforcement, detention, and court facilities.

Environmental Projects [\$1,000,000]:

The Environmental Projects program funds correction of environmental-related deficiencies at law enforcement, detention, and court facilities. Key areas for compliance include storage tank management, toxic substance management, hazardous materials/waste management, water quality management, and air quality management.

Portable Office Buildings [\$1,900,000]:

The Portable Office Buildings program funds the construction, transportation, repair, installation, and relocation of portable office buildings at law enforcement, detention, and court facilities. The program includes the construction of infrastructure associated with law enforcement, detention, and court facilities, to include utilities, vehicle accommodation, and pedestrian walkways. The program was introduced to

provide temporary space for programs when the operations are critical to public safety and new construction funding is not available.

Subactivity - Fire Safety Coordination (FY 2025: \$171,000):

Program Overview:

This subactivity funds coordination of the Structural Fire Protection Program (SFPP), which ensures safe law enforcement, detention, and court facilities. The program works with non-IA fire agencies such as other Federal, Tribal, State, county, and municipal fire departments as a resource for fire training or information pertaining to the fire service that may affect IA.

Subactivity - Fire Protection (FY 2025: \$3,274,000):

Program Overview:

The Structural Fire Protection Program (SFPP) promotes and monitors compliance with the National Fire Protection Association (NFPA) codes, Occupational Safety and Health Act (OSHA) requirements, and Federal law. The SFPP provides structural fire protection systems for law enforcement, detention, and court facilities. This includes upgrading or replacing fire alarm and automatic sprinkler systems as necessary. The SFPP provides ongoing replacement and repairs of eligible fire trucks, stations, and equipment. The SFPP also funds the assessment of fire protection systems and provides training to maintenance staff on preventive maintenance requirements to ensure the functionality of life safety systems.

Automatic Sprinkler System [\$1,304,500]:

The Automatic Sprinkler System program funds the improvement and repair of automatic fire sprinkler systems at law enforcement, detention and court facilities.

Fire Equipment [\$295,000]:

The Fire Equipment program funds the replacement of firefighting equipment, which is damaged, contaminated, or beyond repair, such as fire hoses, nozzles, and hand tools.

Fire Alarm Systems [\$1,474,500]:

The Fire Alarm Systems program funds the improvement and repair of fire detection and alarm systems at law enforcement, detention, and court facilities.

Structural Firefighter Training [\$200,000]:

The Structural Firefighter Training program funds the training of structural firefighters. Annual firefighter training is offered to all IA locations and to Tribal fire departments that provide structural fire protection to IA facilities. Training includes an Introduction to Firefighting, which provides the foundation for firefighting and Advanced Firefighter Training, which provides training for search and rescue operations, fire control and fire extinguishment. Liquid Petroleum Gas (LPG) emergency and vehicle extrication training courses are also available.

Indian Affairs
Public Safety and Justice Construction Five-Year Plan -- FY 2025 - 2029

Fund Year	Priority Within the FY	Facility or Unit/Program Name	Project Title	Congressional District	Total Project Cost	Funded to Date	Funding Request	Remaining to be Funded	Future Years of Plan with Funding	Investment Category/ Work Classification	Funding Sources for Other Phases	DOI Score	Estimated DM&R Addressed
2025	1	Facilities Replacement / New Construction	Quinault Detention Center	WA-06	TBD		TBD	TBD				82	TBD
2025	2	Facilities Replacement / New Construction	Window Rock Detention Center	AZ-01	TBD		TBD	TBD				82	TBD
2025	3	Facilities Replacement / New Construction	TBD	TBD	TBD		TBD	TBD				N/A	TBD
			<i>Facilities Replacement / New Construction</i>				33,500						TBD
2025		Employee Housing and Repair	Multiple projects at various locations new construction				4,744						
			<i>Employee Housing</i>				4,744						
2025		Minor Facilities Improvement and Repair	Multiple projects at various locations				5,472		Ongoing				
2025		Condition Assessments	Multiple projects at various locations				900		Ongoing				
2025		Emergency repair projects	Multiple projects at various locations				600		Ongoing				
2025		Environmental projects	Multiple projects at various locations				1,000		Ongoing				
2025		Portable LE/Detention buildings	Multiple projects at various locations				1,900		Ongoing				
			<i>Facilities Improvement and Repair</i>				9,872						
2025		Fire Safety Coordination	IA Fire Protection Program				171		Ongoing				
2025		Other Fire Protection	Multiple projects at various locations				3,274		Ongoing				
			<i>Fire Protection</i>				3,445						
			Total Public Safety & Justice Construction				51,561						TBD

Indian Affairs
Public Safety and Justice Construction Five-Year Plan -- FY 2025 - 2029

Fund Year	Priority Within the FY	Facility or Unit/Program Name	Project Title	Congressional District	Total Project Cost	Funded to Date	Funding Request	Remaining to be Funded	Future Years of Plan with Funding	Investment Category/ Work Classification	Funding Sources for Other Phases	DOI Score	Estimated DM&R Addressed
2026	1	Facilities Replacement / New Construction	Warm Springs Detention Center	OR-2	TBD	0	TBD	TBD				87	TBD
2026	2	Facilities Replacement / New Construction	Cheyenne River Detention Center (FY2022 SA-CI)	SD - At Large	TBD	0	TBD	TBD				83	TBD
2026	3	Facilities Replacement / New Construction	TBD	TBD	TBD	0	TBD	TBD				N/A	TBD
			<i>Facilities Replacement / New Construction</i>				33,500						TBD
2026		Employee Housing and Repair	Multiple projects at various locations				4,744						
			<i>Employee Housing</i>				4,744						
2026		Minor Facilities Improvement and Repair	Multiple projects at various locations				5,472		Ongoing				
2026		Condition Assessments	Multiple projects at various locations				900		Ongoing				
2026		Emergency repair projects	Multiple projects at various locations				600		Ongoing				
2026		Environmental projects	Multiple projects at various locations				1,000		Ongoing				
2026		Portable LE/Detention buildings	Multiple projects at various locations				1,900		Ongoing				
			<i>Facilities Improvement and Repair</i>				9,872						
2026		Fire Safety Coordination	IA Fire Protection Program				171		Ongoing				
2026		Other Fire Protection	Multiple projects at various locations				3,274		Ongoing				
			<i>Fire Protection</i>				3,445						
			Total Public Safety & Justice Construction				51,561						TBD

Indian Affairs
Public Safety and Justice Construction Five-Year Plan – FY 2025 - 2029

Fund Year	Priority Within the FY	Facility or Unit/Program Name	Project Title	Congressional District	Total Project Cost	Funded to Date	Funding Request	Remaining to be Funded	Future Years of Plan with Funding	Investment Category/ Work Classification	Funding Sources for Other Phases	DOI Score	Estimated DM&R Addressed
2027	1	Facilities Replacement / New Construction	Cheyenne River Detention Center (FY2022 SA-CI)	SD - At Large	TBD	11,500	TBD	TBD				83	TBD
2027	2	Facilities Replacement / New Construction	Standing Rock Detention Center (FY2022 SA-CI)	ND - 00	TBD	0	TBD	TBD				91	TBD
2027	3	Facilities Replacement / New Construction	TBD	TBD	TBD	0	TBD	TBD				N/A	TBD
			<i>Facilities Replacement / New Construction</i>				33,500						TBD
2027		Employee Housing and Repair	Multiple projects at various locations				4,744						
			<i>Employee Housing</i>				4,744						
2027		Minor Facilities Improvement and Repair	Multiple projects at various locations				5,472		Ongoing				
2027		Condition Assessments	Multiple projects at various locations				900		Ongoing				
2027		Emergency repair projects	Multiple projects at various locations				600		Ongoing				
2027		Environmental projects	Multiple projects at various locations				1,000		Ongoing				
2027		Portable LE/Detention buildings	Multiple projects at various locations				1,900		Ongoing				
			<i>Facilities Improvement and Repair</i>				9,872						
2027		Fire Safety Coordination	IA Fire Protection Program				171		Ongoing				
2027		Other Fire Protection	Multiple projects at various locations				3,274		Ongoing				
			<i>Fire Protection</i>				3,445						
			Total Public Safety & Justice Construction				51,561						TBD

Indian Affairs
Public Safety and Justice Construction Five-Year Plan -- FY 2025 - 2029

Fund Year	Priority Within the FY	Facility or Unit/Program Name	Project Title	Congressional District	Total Project Cost	Funded to Date	Funding Request	Remaining to be Funded	Future Years of Plan with Funding	Investment Category/ Work Classification	Funding Sources for Other Phases	DOI Score	Estimated DM&R Addressed
2028	1	Facilities Replacement / New Construction	Truxton Canyon Agency (Supai Jail) (FY2022 SA-CI)	AZ -02	TBD	0	TBD	TBD				65	TBD
2028	2	Facilities Replacement / New Construction	Winnebago Detention (Omaha Tribal Police Dept.) (FY2022 SA-CI)	NE -01	TBD	0	TBD	TBD				69	TBD
2028	3	Facilities Replacement / New Construction	TBD	TBD	TBD	0	TBD	TBD				N/A	TBD
			<i>Facilities Replacement / New Construction</i>				33,500						TBD
2028		Employee Housing and Repair	Multiple projects at various locations				4,744						
			<i>Employee Housing</i>				4,744						
2028		Minor Facilities Improvement and Repair	Multiple projects at various locations				5,472		Ongoing				
2028		Condition Assessments	Multiple projects at various locations				900		Ongoing				
2028		Emergency repair projects	Multiple projects at various locations				600		Ongoing				
2028		Environmental projects	Multiple projects at various locations				1,000		Ongoing				
2028		Portable LE/Detention buildings	Multiple projects at various locations				1,900		Ongoing				
			<i>Facilities Improvement and Repair</i>				9,872						
2028		Fire Safety Coordination	IA Fire Protection Program				171		Ongoing				
2028		Other Fire Protection	Multiple projects at various locations				3,274		Ongoing				
			<i>Fire Protection</i>				3,445						
			Total Public Safety & Justice Construction				51,561						TBD

Indian Affairs
Public Safety and Justice Construction Five-Year Plan – FY 2025 - 2029

Fund Year	Priority Within the FY	Facility or Unit/Program Name	Project Title	Congressional District	Total Project Cost	Funded to Date	Funding Request	Remaining to be Funded	Future Years of Plan with Funding	Investment Category/ Work Classification	Funding Sources for Other Phases	DOI Score	Estimated DM&R Addressed
2029	1	Facilities Replacement / New Construction	Winnebago Detention (Omaha Tribal Police Dept.) (FY2022 SA-CI)	NE -01	TBD	11,000	TBD	TBD				69	TBD
2029	2	Facilities Replacement / New Construction	Truxton Canyon Agency Detention Center (Hualapai Adult Detention Center) (FY2022 SA-CI)	AZ -02	TBD	0	TBD	TBD				90	TBD
2029	3	Facilities Replacement / New Construction	TBD	TBD	TBD	0	TBD	TBD				N/A	TBD
			<i>Facilities Replacement / New Construction</i>				33,500						TBD
2029		Employee Housing and Repair	Multiple projects at various locations				4,744						
			<i>Employee Housing</i>				4,744						
2029		Minor Facilities Improvement and Repair	Multiple projects at various locations				5,472		Ongoing				
2029		Condition Assessments	Multiple projects at various locations				900		Ongoing				
2029		Emergency repair projects	Multiple projects at various locations				600		Ongoing				
2029		Environmental projects	Multiple projects at various locations				1,000		Ongoing				
2029		Portable LE/Detention buildings	Multiple projects at various locations				1,900		Ongoing				
			<i>Facilities Improvement and Repair</i>				9,872						
2029		Fire Safety Coordination	IA Fire Protection Program				171		Ongoing				
2029		Other Fire Protection	Multiple projects at various locations				3,274		Ongoing				
			<i>Fire Protection</i>				3,445						
			Total Public Safety & Justice Construction				51,561						TBD

BUREAU OF INDIAN AFFAIRS

Project Data Sheet

Total Project Score/Ranking: 82

Planned Funding FY 2025: TBD

Funding Source: Public Safety & Justice Construction - Facility Replacement / New Construction

Project Identification

Project Title: Quinault Detention Center Replacement

Project Number: TBD

Unit/Facility Name: Quinault Detention Center

Region/Area/District: Northwest Region

Congressional District: 6

State: WA

Project Justification

#	DOI Asset Code	Real Property UID : Unique ID #	API:	FCI-Before:
1	35220000 : Bldg Prisons and Detention Centers	P06R0400273	100	0.3371
2	35600000 : Bldg Service	P06R0400276	28	0.0431
3	Grounds/Site Work	Maximo ID: AB108562	N/A	N/A

NOTE: Future Year Phases to be submitted annually based on priority needs

Project Description:

Quinault Detention Center consists of two permanent structures. It is located in Taholah, WA. This project replaces the current Detention Center two building arrangement with a single 25 bed detention facility. All new facilities will conform to the Federal Sustainable Building requirements and be designed using green building products and will conserve water and energy resources to the greatest extent possible. Upon completion of the new facility, the existing structures will be demolished or transferred.

Scope of Benefits (SB):

The construction of the new Quinault Detention Center will improve the safety and functionality of facilities for the program's stakeholders and will support the Department's plan to improve Public Safety and Justice programs by ensuring that facilities are in fair or better condition as measured by the Facility Condition Index (FCI).

This project supports Indian Affairs (IA) core mission by administering its trust responsibilities and implementing self-determination policies on behalf of Tribal Governments, American Indians, and Alaska Natives; and by strengthening Tribal communities through the development of self-sustaining economies and improved human and physical infrastructure.

- 1.1 Restore & Protect High Visitation / Public Use Facilities
- 1.2 Improve ADA Accessibility
- 1.4 Remediate Poorest FCI Facilities
- 2.1 Reduce Deferred Maintenance
- 2.2 Leverage Funding / Pursue Partnering Opportunities
- 2.3 Reduce Annual Operating Costs
- 2.4 Replacement of Assets

- 3.1 Address Safety Issues
- 3.2 Protect Employees / Improve Retention
- 4.1 Modernize Infrastructure

Investment Strategy (IS):

- The entire project would be considered capital improvement.
- The current existing Deferred Maintenance Work Order list, upon completion of the project, will be reduced to zero.
- New facility will reduce the Operations and Maintenance (O&M) costs to those related to ongoing maintenance of new equipment, which will provide a net reduction in O&M funding from current levels.

Consequences of Failure to Act (CFA):

Without this project operation and maintenance costs will continue to increase due to increasingly poor system performance. Employee and Inmate safety will also continue to be impaired by inadequate facilities incapable of addressing modern detention requirements.

Ranking Categories:

Category	Percent	Score
FCI Rating:	n/a	0.2886
API Rating:	n/a	64
API/FCI Score:	(20%)	8
SB Score:	(40%)	40
IS Score:	(20%)	20
CFA Score:	(20%)	14
Total Score:	(100%)	82

Combined ranking factors = (0.20 x API/FCI score) + (0.40 x SB score) + (0.20 x IS score) + (0.20 x CFA score)

Capital Asset Planning

Capital Plan Business Case Required: Yes

VE Study: Scheduled TBD Completed TBD

Project Costs and Status

Project Cost Estimate (this PDS):

Activity	Dollars in thousands	Percent
Maintenance/Repair Work :	\$ TBD	0
Modernization / Renewal Work:	\$ TBD	TBD
Total:	\$ TBD	TBD

Project Funding History (entire project):

History	Dollars in thousands	
Funded to Date:	\$	0
FY 2025 Public Safety & Justice New Construction Funding (this PDS):	\$	TBD
Future Funding to Complete Project:	\$	0
Total:	\$	TBD

Class of Estimate: A B C D

Estimate Escalated to: FY24/Q1

Planning and Design Funds:

Planning Funds Received in FY 202#:* \$TBD

Design Funds Received in FY 202#:* \$TBD

* These amounts for planning and design are included in the total formulated to the FY 2025 budget on this project data sheet.

Major Milestones

Construction Award/Start

- Scheduled: FY 202#/Q#
- Actual: FY 202#/Q#

Project Complete

- Scheduled: FY 202#/Q#
- Actual: FY 202#/Q#

Project Data Sheet

Prepared/Last Updated: 12/23

DOI Approved: Yes

Annual Operations & Maintenance Costs \$

Current:	\$	83,494
Projected:	\$	62,621
Net Change:	-\$	20,873

BUREAU OF INDIAN AFFAIRS

Project Data Sheet

Total Project Score/Ranking: 82

Planned Funding FY 2025: \$TBD

Funding Source: Public Safety & Justice Construction - Facility Replacement / New Construction

Project Identification

Project Title: Window Rock Detention Center

Project Number: TBD

Unit/Facility Name: Window Rock Detention Center

Region/Area/District: Navajo

Congressional District: 1st

State: AZ

Project Justification

#	DOI Asset Code	Real Property UID : Unique ID #	API:	FCI-Before:
	TBD			

Project Description:

Window Rock Detention Center is located in Window Rock, AZ. This project is planned to replace the current Detention Center with a 45-bed detention facility. All new facilities will conform to the Federal Sustainable Building requirements and be designed using green building products and will conserve water and energy resources to the greatest extent possible. Upon completion of the new facility, the existing structures will be demolished or transferred.

Scope of Benefits (SB):

The construction of the new Window Rock Detention Center will improve the safety and functionality of facilities for the program's stakeholders and will support the Department's plan to improve Public Safety and Justice programs by ensuring that facilities are in fair or better condition as measured by the Facility Condition Index (FCI).

This project supports Indian Affairs (IA) core mission by administering its trust responsibilities and implementing self-determination policies on behalf of Tribal Governments, American Indians, and Alaska Natives; and by strengthening Tribal communities through the development of self-sustaining economies and improved human and physical infrastructure.

- Restore & Protect High Visitation / Public Use Facilities
- Improve ADA Accessibility
- Remediate Poorest FCI Facilities
- 2.1 Reduce Deferred Maintenance
- 2.2 Leverage Funding / Pursue Partnering Opportunities
- 2.3 Reduce Annual Operating Costs
- 2.4 Replacement of Assets
- 3.1 Address Safety Issues
- 3.2 Protect Employees / Improve Retention

- 4.1 Modernize Infrastructure

Investment Strategy (IS):

- The entire project would be considered capital improvement.
- The current existing Deferred Maintenance Work Order list, upon completion of the project, will be reduced to zero.
- New facility will reduce the Operations and Maintenance (O&M) costs to those related to ongoing maintenance of new equipment, which will provide a net reduction in O&M funding from current levels.

Consequences of Failure to Act (CFA):

Without this project, operation and maintenance costs will continue to increase due to increasingly poor system performance. Employee and Inmate safety will also continue to be impaired by inadequate facilities incapable of addressing modern detention requirements.

Ranking Categories:

Category	Percent	Score
FCI Rating:	n/a	0.2886
API Rating:	n/a	64
API/FCI Score:	(20%)	8
SB Score:	(40%)	40
IS Score:	(20%)	20
CFA Score:	(20%)	14
Total Score:	(100%)	82

Combined ranking factors = (0.20 x API/FCI score) + (0.40 x SB score) + (0.20 x IS score) + (0.20 x CFA score)

Capital Asset Planning

Capital Plan Business Case Required: Yes

VE Study: Scheduled TBD Completed TBD

Project Costs and Status

Project Cost Estimate (this PDS):

Activity	Dollars in thousands	Percent
Maintenance/Repair Work :	\$ TBD	0
Modernization / Renewal Work:	\$ TBD	TBD
Total:	\$ TBD	TBD

Project Funding History (entire project):

History	Dollars in thousands
Funded to Date:	\$ 0
FY 2025 Public Safety & Justice New Construction Funding (this PDS):	\$ TBD
Future Funding to Complete Project:	\$ 0
Total:	\$ TBD

Class of Estimate: A B C D

Estimate Escalated to: FY 202#/Q#

Planning and Design Funds:

Planning Funds Received in FY 202#:* \$TBD

Design Funds Received in FY 202#:* \$ TBD

* These amounts for planning and design are included in the total formulated to the FY 2025 budget on this project data sheet.

Major Milestones

Construction Award/Start

- Scheduled: FY 202#/Q#
- Actual: FY 202#/Q#

Project Complete

- Scheduled: FY 202#/Q#
- Actual: FY 202#/Q#

Project Data Sheet

Prepared/Last Updated: 12/23

DOI Approved: Yes

Annual Operations & Maintenance Costs \$

Current:	\$	TBD
Projected:	\$	TBD
Net Change:	+/- \$	TBD

Resources Management Construction

RESOURCES MANAGEMENT CONSTRUCTION

(Dollars in thousands)

Subactivity Program Element	2023 Enacted	2024 Annualized CR	2025 Fixed Costs (+/-)	2025 Internal Transfers (+/-)	2025 Program Changes (+/-)	2025 President's Budget	Change from 2024 Annualized CR (+/-)
Irrigation Project Construction	28,716	28,716	+11		+24	28,751	+35
<i>FTE</i>	<i>1</i>	<i>1</i>				<i>1</i>	
Navajo Indian Irrigation Project	3,420	3,420	+7		+15	3,442	+22
<i>FTE</i>	<i>1</i>	<i>1</i>				<i>1</i>	
Irrigation Projects- Rehabilitation	25,296	25,296	+4		+9	25,309	+13
<i>FTE</i>							
Engineering and Supervision	2,758	2,758	+30		+56	2,844	+86
<i>FTE</i>	<i>10</i>	<i>10</i>				<i>10</i>	
Survey and Design	1,016	1,016				1,016	
<i>FTE</i>							
Federal Power Compliance (FERC)	671	671	+7		+9	687	+16
<i>FTE</i>	<i>2</i>	<i>2</i>				<i>2</i>	
Dam Projects:	42,052	42,052	+71		+144	42,267	+215
<i>FTE</i>	<i>21</i>	<i>21</i>				<i>21</i>	
Safety of Dams	34,778	34,778	+71		+129	34,978	+200
<i>FTE</i>	<i>17</i>	<i>17</i>				<i>17</i>	
Dam Maintenance	7,274	7,274			+15	7,289	+15
<i>FTE</i>	<i>4</i>	<i>4</i>				<i>4</i>	
Total Requirements	75,213	75,213	+119		+233	75,565	+352
<i>FTE</i>	<i>34</i>	<i>34</i>				<i>34</i>	

Summary of 2025 Program Changes

Program Changes	(\$000)	FTE Change
Irrigation Project Construction		
Navajo Indian Irrigation Project	+15	
Irrigation Projects-Rehabilitation	+9	
Engineering and Supervision	+56	
Federal Power Compliance (FERC)	+9	
Dam Projects		

Safety of Dams	+129
Dam Maintenance	+15
TOTAL, Program Changes	+233

Program Description:

The Resources Management Construction program supports the President’s commitment to clean, safe drinking water and water infrastructure in Indian Country and all communities. The program addresses deferred maintenance projects for dams, irrigation projects and systems, and power projects in Indian Country. The Indian Affairs (IA) Division of Water and Power provides management and program oversight, technical assistance, training, and other support as needed.

Justification of 2025 Program Changes:

The FY 2025 budget request for the Resources Management Construction program is \$75,565,000 and 34 FTE, a program change of +\$233,000 from the 2024 Continuing Resolution.

Irrigation Project Construction (+\$15,000)

Navajo Indian Irrigation Project [+ \$15,000]

Baseline Capacity [+ \$15,000] – The 2025 budget includes important investments in programs needed to help strengthen America and be more competitive as the world continues to change. These investments include funding needed to maintain a strong, talented workforce and the must-pay requirements needed to continue to fulfill BIA's mission. The baseline capacity reflects the incremental amount needed to cover the fixed costs associated with mission operations in FY 2024. This request in combination with the FY 2025 fixed costs amounts will allow the program to meet must-pay requirements without impacting program activities.

Irrigation Projects-Rehabilitation [+ \$9,000]

Baseline Capacity [+ \$9,000] – The 2025 budget includes important investments in programs needed to help strengthen America and be more competitive as the world continues to change. These investments include funding needed to maintain a strong, talented workforce and the must-pay requirements needed to continue to fulfill BIA's mission. The baseline capacity reflects the incremental amount needed to cover the fixed costs associated with mission operations in FY 2024. This request in combination with the FY 2025 fixed costs amounts will allow the program to meet must-pay requirements without impacting program activities.

Engineering & Supervision [+ \$56,000]

Baseline Capacity [+ \$56,000] – The 2025 budget includes important investments in programs needed to help strengthen America and be more competitive as the world continues to change. These investments include funding needed to maintain a strong, talented workforce and the must-pay requirements needed to continue to fulfill BIA's mission. The baseline capacity reflects the incremental amount needed to cover the fixed costs associated with mission operations in FY 2024. This request in combination with the FY 2025 fixed costs amounts will allow the program to meet must-pay requirements without impacting program activities.

Federal Power Compliance (FERC) [+\$9,000]

Baseline Capacity [+\$9,000] – The 2025 budget includes important investments in programs needed to help strengthen America and be more competitive as the world continues to change. These investments include funding needed to maintain a strong, talented workforce and the must-pay requirements needed to continue to fulfill BIA's mission. The baseline capacity reflects the incremental amount needed to cover the fixed costs associated with mission operations in FY 2024. This request in combination with the FY 2025 fixed costs amounts will allow the program to meet must-pay requirements without impacting program activities.

Dam Projects (+\$144,000)**Safety of Dams [+\$129,000]**

Baseline Capacity [+\$129,000] – The 2025 budget includes important investments in programs needed to help strengthen America and be more competitive as the world continues to change. These investments include funding needed to maintain a strong, talented workforce and the must-pay requirements needed to continue to fulfill BIA's mission. The baseline capacity reflects the incremental amount needed to cover the fixed costs associated with mission operations in FY 2024. This request in combination with the FY 2025 fixed costs amounts will allow the program to meet must-pay requirements without impacting program activities.

Dam Maintenance [+\$15,000]

Baseline Capacity [+\$15,000] – The 2025 budget includes important investments in programs needed to help strengthen America and be more competitive as the world continues to change. These investments include funding needed to maintain a strong, talented workforce and the must-pay requirements needed to continue to fulfill BIA's mission. The baseline capacity reflects the incremental amount needed to cover the fixed costs associated with mission operations in FY 2024. This request in combination with the FY 2025 fixed costs amounts will allow the program to meet must-pay requirements without impacting program activities.

Resources Management Construction Overview:

The Resources Management Construction program serves Indian communities by assisting Tribes in the management of water delivery assets consistent with applicable Federal, Tribal, and State laws. IA provides management and program oversight, technical assistance, training and other support to dam programs, irrigation projects and systems, and power projects in Indian Country.

The program is continually applying new technology to improve the management of irrigation, power and dam safety programs. Examples include enhanced remote sensing and live feed camera technology, Unmanned Aerial Vehicle inspection, mapping and inventory of all projects with Geographical Information System (GIS) technology, implementation of computerized asset maintenance management system, continued improvements to the billing and collection system for the irrigation projects, and implementation of an online rate setting tool for the irrigation projects. Additionally, the program leverages a cooperative agreement with California Polytechnic University's Irrigation Training and Research Center (ITRC) to assist with training of field staff and development of Modernization Studies and Financial Sustainability studies for specific irrigation projects.

The Resources Management Construction activity is composed of the following subactivities: Irrigation Project Construction, Engineering and Supervision, Survey and Design, Federal Power Compliance (Federal Energy Regulatory Commission or FERC), and Dam Projects.

Subactivity - Irrigation Project Construction (FY 2025: \$28,751,000; FTE: 1):

Program Overview:

This program provides management, oversight, and engineering technical assistance to the irrigation projects under IA's jurisdiction. The program addresses deferred maintenance needs at 17 congressionally authorized irrigation projects. These 17 irrigation projects are located on Indian reservations across the Rocky Mountain, Northwest, Southwest, Navajo and Western Regions. IA also has irrigation systems in its inventory which are non-revenue-generating that are mainly used for subsistence gardening.

Indian irrigation projects provide water vital to agricultural production in the western United States. Serving over 25,000 customers in 10 western States, irrigation projects provide irrigation water to over 800,000 acres through over 52,000 structures and 6,000 miles of canals and drains. The IA owns, operates, and maintains the projects, providing the manpower, materials, and equipment to operate and maintain these projects.

The current water users on IA projects include the Tribes, individual Indian landowners, non-Indian landowners, and Indian and non-Indian lessees of Indian lands. The mix of fee and trust lands, along with the delivery of Indian and non-Indian water rights to both Indian and non-Indian customers, makes IA irrigation different from most other irrigation projects.

Navajo Indian Irrigation Project [\$3,442,000; FTE: 1]:

This program funds construction and deferred maintenance rehabilitation of the Navajo Indian Irrigation Project (NIIP). All work is accomplished by IA staff and through a reimbursable agreement with the DOI Bureau of Reclamation or a Pub.L. 93-638 contract with the Navajo Nation. The construction of the NIIP is authorized under Pub.L. 87-483, as amended (Pub. L. 111-11), for the purposes of delivering water for the irrigation of irrigable and arable lands. The legislation authorized the Secretary of the Interior to construct, operate, and maintain the NIIP for the principal purpose of furnishing irrigation water for up to 110,630 acres of land. The NIIP design is comprised of 11 blocks; with each block delivering water to approximately 10,000 acres. Construction of the project began in 1964. Currently, the irrigation delivery system can deliver water to approximately 80,488 acres, through eight completed blocks and a portion of block 9.

Irrigation Projects-Rehabilitation [\$25,309,000]:

The irrigation rehabilitation program addresses critical deferred maintenance, construction work and emergency failures on IA owned and operated irrigation facilities, with an emphasis placed on infrastructure rehabilitation that addresses health and safety concerns for IA employees and the public. Projects are prioritized in accordance with the Department and Indian Affairs Asset Management Plan, the rehabilitation priority index (RPI), Facility Condition Index (FCI), Asset Priority Index (API), and considers the risk associated with the loss of water delivery to all or a portion of the irrigation facility.

Modernization Study results are incorporated into all rehabilitation projects to improve resource utilization and water delivery service as most facilities are reaching 100 years old.

Subactivity - Engineering and Supervision (FY 2025: \$2,844,000; FTE: 10):

Program Overview:

This subactivity provides oversight and technical support to the 17 irrigation and three power projects at both Region and project levels to ensure Federal assets are protected and in compliance with laws and regulations. The program also ensures projects are operated and maintained in an efficient manner, while providing good customer service. Support and assistance include asset management, budgeting, technical assistance, operations and maintenance billing and collection activities, program oversight and reviews, and a variety of other technical support functions. This account funds the IA Irrigation and Power staff within Central and Regional irrigation engineering positions.

Subactivity - Survey and Design (FY 2025: \$1,016,000):

Program Overview:

This program provides the planning and technical support activities for Irrigation Resources Management Construction and develops information required for rehabilitation and maintenance efforts for the irrigation projects owned, operated, and maintained by IA. The program 1) conducts modernization studies on irrigation projects to assist in prioritization of deferred maintenance project activities; 2) performs comprehensive condition assessments on power utilities and irrigation projects to meet the Department and IA Asset Management responsibilities; 3) implements project financial sustainability studies to assist Tribal efforts to improve and promote local and regional agricultural economies; 4) maintains project inventories and data, including the development of map data books and decision support systems specific to the Irrigation and Power Projects; 5) undertakes irrigated land classification studies, mapping, and other technical activities, in direct support of developing critical information used to manage irrigation projects and systems; and 6) updates construction cost estimates for the asset management database that provides deferred maintenance estimates.

Subactivity - Federal Power Compliance (FY 2025: \$687,000; FTE: 2):

Program Overview:

There are approximately 200 hydroelectric and other facilities currently on, or affecting, Indian lands and resources. This program partners with affected Indian Tribes to implement Secretarial authorities under Part I of the Federal Power Act (FPA) (16 U.S.C. 739a-825r) to improve Tribal capacity to conduct research and participate in governmental efforts affecting or potentially affecting important Indian resources. Actions under this program generally include: 1) identification of non-Federal hydroelectric projects affecting Indian reservations, Indian trust resources (e.g., land, fish, wildlife, and cultural resources) and/or other resources important to Indian Tribes; 2) development and implementation of studies to address potential effects of existing or proposed hydroelectric projects on fish and wildlife, water supply, cultural resources, and Tribal economies; 3) development of settlement agreements, license recommendations, terms and conditions, and amendments to address project effects on Indian resources; and 4) long-term implementation of settlement agreements and other measures necessary to protect Tribal

interests. Program activities also cover Trial-Type Hearings and Alternatives Analyses pursuant to the Energy Policy Act of 2005 (EPA Act of 2005).

Subactivity - Dam Projects (FY 2025: \$42,267,000; FTE: 21):

Program Overview:

Safety of Dams [\$34,978,000; FTE: 17]:

The Indian Dams Safety Act of 1994 (Pub. L. 103-302) established that IA is responsible for all dams on Indian lands. The Safety of Dams (SOD) inventory currently includes 141 high hazard potential dams on 42 Indian reservations. Additionally, through responses to inventory request letters the program sent to Indian Tribes as required by the Water Infrastructure Improvements for the Nation Act of 2016, there are over 1,000 unclassified, potentially hazardous dams. It is expected that some of these dams may become program dams in the future.

The SOD program is responsible for the safety of all high and significant-hazard potential dams on Tribal lands. These dams form a significant part of water resources and trust assets for Indian reservations. The SOD program conducts yearly workshops to educate Tribal community leaders and members about potential dam safety risks and demonstrate how floodplain management measures can and will be helpful for them in mitigating risks.

The primary emphasis of the SOD program is to protect downstream residents from undue risks associated with the dams. This requires identifying dams that pose unacceptable risks and utilizing a risk-informed decision process to prioritize risk reduction actions. These actions include correcting identified safety deficiencies to mitigate hazards in accordance with the Indian Dams Safety Act of 1994 and the Department's SOD Program, Secretarial Order No. 3048. The program is developing emergency action plans and early warning systems on all of its high and significant hazard dams, performing maintenance, enhancing security, and rehabilitating dams in poor condition. Dams under the jurisdiction of IA have more than 100,000 people living below these dams with hundreds of millions of dollars in assets.

Safety of Dams Construction and Design - The funding request proposes rehabilitation projects for the dams listed below. Projects will correct identified high-risk safety deficiencies in accordance with Federal guidelines and Department/Bureau directives. The corrective actions include repair and rehabilitation to address possible flood hydrology, seepage, static stability, dynamic stability, and landslide problems. The following dams were selected based on the IA Risk Management process for funding this fiscal year. If the planned projects are delayed, or if emergency conditions dictate, funding will go toward the next highest priority projects. Funding may also be used to assist in ongoing design or construction, where additional funding is required on current construction, due to unforeseen circumstances, deficiencies, or changed conditions. Design and planning are included in the project cost for each dam. If additional funds are available, new rehabilitation designs or construction will be started on the next highest ranked dam(s). Modification construction activities will be conducted at the following dams:

Proposed FY 2025 Safety of Dams Projects

Dam	Reservation	State	Project Description
Neopit Dam	Tohono Menominee Indian Reservations	WI	Construction
Antelope Dam	Rosebud Indian Reservation	SD	Construction (partial)

Expedited Issues – Mitigation of High-Risk Failure Modes - Expedited issues are safety of dams deficiencies identified on high- or significant-hazard dams, which need to be corrected in the short term. These may be identified during Comprehensive Reviews or during inspections of the dams. The funds may be used in the mitigation of the risk through various means, such as additional monitoring, construction repairs, temporary breaching of the dam, or other methods to reduce risk.

Issue Evaluations - Issue evaluations are feasibility-level studies of the higher risk failure modes on dams. The studies review all failure modes on a particular identified dam in determining which failure modes should be addressed in the rehabilitation. The high-risk failure modes will be included in any rehabilitation, but some or all of the moderate to lower risk failure modes may not be included.

Security - This program funds the installation of security equipment at key dam facilities and structures. Security includes access control, enhanced communications and proper lighting, remote surveillance systems, exterior alarm doors and locks, and alarm systems. In light of credible threats, the security assessments and findings will be maintained in the IA Central and the Regional Offices.

Emergency Management Systems (EMS) - Funds are used to ensure that Early Warning Systems (EWS) and Emergency Action Plans (EAPs) are developed, implemented, and maintained effectively. The EWS and EAPs are critical components of EMS. Inoperable systems and ineffective plans could adversely impact a given population, property, or the environment. Currently all 141 BIA high hazard potential program dams have EAPs. The EAPs are updated on a five-year cycle.

The EWS are electronic monitors and transmitters at each dam. The EWS program provides monitoring and support at nearly all IA high hazard potential dams via over 287 monitoring locations. The SOD program performs emergency and annual maintenance services for monitoring locations and upgrades satellite telemetry at sites as necessary. The SOD program maintains a data services contract to host and store EWS data and cover data feed billing from monitoring sites.

Emergency Management

❖ Early Warning Systems (EWS)

EWS are connected to a 24/7 National Monitoring Center, which monitors the streamflow, water elevation, spillway flow, weather conditions and developing storms, other dam parameters, and notifies the appropriate personnel.

❖ Emergency Action Plans (EAPs)

EAPs have been completed on all BIA dams in operation. Tabletop and functional exercises are held on a 5-year cycle with annual contact updates.

Safety of Dams Inspections and Evaluations - The SOD program inspects and evaluates high and significant hazard dams and prepares Safety and Evaluation of Existing Dams (SEED) inspections on selected dams. Inspections and evaluations provide the information necessary to determine and identify the physical condition of the dams and determine which dams present a high or significant hazard to public safety. For dams that have been determined to be in less-than-satisfactory condition, annual special examinations are performed to detect deficiencies as quickly as possible before a catastrophic failure occurs.

Program Coordination - These funds are used to operate and administer the SOD program primarily at Central and Regional Offices.

Dam Maintenance [\$7,289,000; FTE: 4]:

The Dam Maintenance program supports reducing the potential loss of human life and property damage caused by dam failure by making IA dams as safe as practically possible. Funds are used to perform routine maintenance and repairs of high- and significant-hazard potential dams on Indian lands. The program also performs annual maintenance on Early Warning Systems.

The 2025 budget includes additional resources to address non-routine maintenance activities and address identified dam safety issues at high-risk program dams. Correction of identified non-routine issues often entail large scale design and construction activities, as opposed to minor maintenance actions. These activities generally require funding of \$10 million or more. The program plans to use Dam Maintenance funding to provide partial design and construction funding for:

Proposed FY 2025 Dam Maintenance Projects			
Dam	Reservation	State	Project Description
Neopit Dam	Menominee Indian Reservation	WI	Construction
Antelope Dam	Rosebud Indian Reservation	SD	Construction

Dam maintenance work is accomplished through a combination of Pub.L. 93-638 contracts, Federal acquisitions, and Federal staffing.

Indian Affairs
Resources Management Construction Five-Year Plan -- FY 2025 - 2029

Fund Year	Priority Within the FY	Facility or Unit/Program Name	Project Title	Congressional District	Total Project Cost	Funded to Date	Funding Request	Remaining to be Funded	Future Years of Plan with Funding	Investment Category/ Work Classification	Funding Sources for Other Phases	DOI Score	Estimated DM&R Addressed
2025		Navajo Indian Irrigation Project	Program Coordination	NM - 03			TBD		Ongoing				
2025		Navajo Indian Irrigation Project	Correction of Office of Inspector General audit and transfer stipulation deficiencies	NM - 03			TBD						TBD
2025		Navajo Indian Irrigation Project	Automation and power factor correction	NM - 03			TBD						TBD
2025		Navajo Indian Irrigation Project	Block 9 Stage 2 Design Updates	NM - 03		22,000	TBD						TBD
			<i>Navajo Indian Irrigation Project</i>				3,442						3,186
2025		Blackfeet Indian Irrigation Project	Two Medicine Canal V Lateral Flume	MT - 01		0	TBD						TBD
2025		Duck Valley Irrigation Project	West Main Canal Structural Repair and Rehabilitation	NV - 02		0	TBD						TBD
2025		Fort Belknap Irrigation Project	Milk River Main Diversion	MT - 01		5,500	TBD						TBD
2025		Fort Hall Irrigation Project	Bannock Pumping Plant Rehabilitation	ID - 01		8,050	TBD						TBD
2025		Fort Hall Irrigation Project	Reservation Canal Headworks Rehabilitation	ID - 01		0	TBD						TBD
2025		Fort Peck Irrigation Project	Lateral 42 Repair and Rehabilitation	MT - 01		3,500	TBD						TBD
2025		Pine River Indian Irrigation Project	Repair Dr Morrison Canal over Ignacio Creek	CO - 03		1,500	TBD						TBD
2025		Utah Indian Irrigation Project	Grey Mountain Canal Flume and Canal Lining Design & Construction	UT - 01		0	TBD						TBD
2025		Walker River Indian Irrigation Project	Canal 2- A Repair and Rehabilitation	NV - 02		0	TBD						TBD
2025		Wapato Indian Irrigation Project	Lateral 3 Repair and Rehabilitation	WA - 04		0	TBD						TBD
2025		Wapato Indian Irrigation Project	Wapato Diversion Dam Rehabilitation and Modernization	WA - 04		9,900	TBD						TBD
2025		All 17 Irrigation Projects	Irrigation Construction - Program Coordination, Planning / Pre-design, Engineering Oversight and Technical Assistance and Required COR Activities				TBD		NA				TBD
2025		Emergency Projects, Expedited Issues - Safety Improvement Projects	Multiple projects at various locations			NA	TBD		NA				TBD
			<i>Irrigation Projects - Rehabilitation</i>			NA	25,309						17,412
			<i>Irrigation Project Construction</i>				28,751						20,598
2025		Engineering and Supervision	Multiple projects at various locations				2,844		Ongoing				0
			<i>Engineering and Supervision</i>				2,844						0
2025		Survey and Design	Multiple projects at various locations				1,016		Ongoing				0
			<i>Survey and Design</i>				1,016						0
2025		Federal Power Compliance (FERC)	Multiple projects at various locations				687		Ongoing				0
			<i>Federal Power Compliance (FERC)</i>				687						0
2025		Design-TBD	Safety of Dams - Design				TBD						
2025		Antelope Dam	Safety of Dams - Construction	SD - AL		1,463	TBD						
2025		Neopit Dam	Safety of Dams - Construction	WI - 08		4,644	TBD						
			<i>Total Design and Construction</i>			6,107	TBD						0
2025		Safety of Dams Program Coordination					TBD		Ongoing				
2025		Expedited Issues - Mitigation of high risks failure modes	Multiple projects at various locations				TBD		Ongoing				
2025		Issues Evaluations	Multiple projects at various locations				TBD		Ongoing				
2025		Security	Multiple projects at various locations				TBD		Ongoing				
2025		Emergency Management Systems	Multiple projects at various locations				TBD		Ongoing				
2025		Safety of Dams Inspection/Evaluations	Multiple projects at various locations				TBD		Ongoing				
			<i>Safety of Dams</i>				34,978						0
2025		Antelope Dam	Dam Maintenance - Construction	SD - AL		1463	TBD						TBD
2025		Neopit Dam	Dam Maintenance - Construction	WI - 08		4644	TBD						TBD
2025		Dam Maintenance	Routine Nation Wide Maintenance				TBD		Ongoing				TBD
			<i>Dam Maintenance</i>				7,289						6,560
			<i>Dam Projects</i>				42,267						6,560
			Total Resources Management Construction				75,565						TBD

Indian Affairs
Resources Management Construction Five-Year Plan -- FY 2025 - 2029

Fund Year	Priority Within the FY	Facility or Unit/Program Name	Project Title	Congressional District	Total Project Cost	Funded to Date	Funding Request	Remaining to be Funded	Future Years of Plan with Funding	Investment Category/ Work Classification	Funding Sources for Other Phases	DOI Score	Estimated DM&R Addressed
2026		Navajo Indian Irrigation Project	Program Coordination	NM - 03			916		Ongoing				
2026		Navajo Indian Irrigation Project	Correction of Office of Inspector General audit and transfer stipulation deficiencies	NM - 03			100						TBD
2026		Navajo Indian Irrigation Project	Automation and power factor correction	NM - 03			500						TBD
2026		Navajo Indian Irrigation Project	Block 9 Stage 2 Design Updates	NM - 03			1,926						TBD
			<i>Navajo Indian Irrigation Project</i>				3,442						3,186
2026		Colorado River Indian Irrigation Project	Lateral 90 Check 3	AZ - 04			TBD						TBD
2026		Pine River Indian Irrigation Project	Butsbaugh Flume Replacement	CO - 03			TBD						TBD
2026		Fort Hall Irrigation Project	Bannock Pumping Plant Rehabilitation	ID - 01			TBD						TBD
2026		Fort Hall Irrigation Project	Main Canal Repair and Rehabilitation	ID - 01			TBD						TBD
2026		Fort Hall Irrigation Project	Reservation Canal Headworks Rehabilitation	ID - 01			TBD						TBD
2026		Fort Belknap Irrigation Project	Milk River Main Diversion	MT - 01			TBD						TBD
2026		Fort Peck Irrigation Project	Lateral 42 Repair and Rehabilitation	MT - 01			TBD						TBD
2026		Blackfeet Indian Irrigation Project	Multiple small structures across the irrigation project	MT -01			TBD						TBD
2026		Walker River Indian Irrigation Project	Canal 2- B Repair and Rehabilitation	NV - 02			TBD						TBD
2026		Uintah Indian Irrigation Project	North Fork Dry Gulch Canal	UT - 01			TBD						TBD
2026		Uintah Irrigation Project	Grey Mountain Canal Flume and Canal Lining Design & Construction	UT - 01			TBD						TBD
2026		Wapato Indian Irrigation Project	Lateral 2 Repair and Rehabilitation	WA - 04			TBD						TBD
2026		Wapato Indian Irrigation Project	Main Canal Repair and Rehabilitation	WA - 04			TBD						TBD
2026		Wapato Indian Irrigation Project	Wapato Diversion Construction	WA - 04			TBD						TBD
2026		All 17 Irrigation Projects	Irrigation Construction - Program Coordination, Planning / Predesign, Engineering Oversight and Technical Assistance and Required COR Activities			NA	TBD						
2026		Emergency Projects, Expedited Issues - Safety Improvement Projects	Multiple projects at various locations			NA	TBD						
			<i>Irrigation Projects - Rehabilitation</i>				25,309						25,272
			<i>Irrigation Project Construction</i>				28,751						28,458
2026		Engineering and Supervision	Multiple projects at various locations				2,844		Ongoing				0
			<i>Engineering and Supervision</i>				2,844						0
2026		Survey and Design	Multiple projects at various locations				1,016		Ongoing				0
			<i>Survey and Design</i>				1,016						0
2026		Federal Power Compliance (FERC)	Multiple projects at various locations				687		Ongoing				0
			<i>Federal Power Compliance (FERC)</i>				687						0
2026		Design-TBD	Safety of Dams - Design				TBD						
2026		Antelope Dam	Safety of Dams - Construction	SD - AL		1,463	TBD						
			<i>Total Design and Construction</i>				TBD						0
2026		Safety of Dams Program Coordination					TBD		Ongoing				
2026		Expedited Issues - Mitigation of high risks failure modes	Multiple projects at various locations				TBD		Ongoing				
2026		Issues Evaluations	Multiple projects at various locations				TBD		Ongoing				
2026		Security	Multiple projects at various locations				TBD		Ongoing				
2026		Emergency Management Systems	Multiple projects at various locations				TBD		Ongoing				
2026		Safety of Dams Inspection/Evaluations	Multiple projects at various locations				TBD		Ongoing				
			<i>Safety of Dams</i>				34,978						0
2026		Antelope Dam	Dam Maintenance - Construction	SD - AL		1,463	TBD						TBD
2026		Dam Maintenance	Routine Nation Wide Maintenance				TBD		Ongoing				TBD
			<i>Dam Maintenance</i>				7,289						6,560
			<i>Dam Projects</i>				42,267						6,560
			Total Resources Management Construction				75,565						TBD

Indian Affairs
Resources Management Construction Five-Year Plan -- FY 2025 - 2029

Fund Year	Priority Within the FY	Facility or Unit/Program Name	Project Title	Congressional District	Total Project Cost	Funded to Date	Funding Request	Remaining to be Funded	Future Years of Plan with Funding	Investment Category/ Work Classification	Funding Sources for Other Phases	DOI Score	Estimated DM&R Addressed
2027		Navajo Indian Irrigation Project	Program Coordination	NM - 03			916		Ongoing				
2027		Navajo Indian Irrigation Project	Correction of Office of Inspector General audit and transfer stipulation deficiencies	NM - 03			100						TBD
2027		Navajo Indian Irrigation Project	Automation and power factor correction	NM - 03			500						TBD
2027		Navajo Indian Irrigation Project	Block 9 Stage 2 Construction	NM - 03			1,926						TBD
			<i>Navajo Indian Irrigation Project</i>				3,442						3,186
2027		Colorado River Indian Irrigation Project	Lateral 90 Check 3	AZ - 04			TBD						TBD
2027		Colorado River Indian Irrigation Project	Lateral 90 Check 4	AZ - 04			TBD						TBD
2027		Pine River Indian Irrigation Project	Butsbaugh Flume Replacement	CO - 03			TBD						TBD
2027		Fort Hall Irrigation Project	Bannock Pumping Plant Rehabilitation	ID - 01			TBD						TBD
2027		Fort Belknap Irrigation Project	Drain D-1C and Lateral 11A Drain Recirculation	MT - 01			TBD						TBD
2027		Fort Peck Irrigation Project	Lateral 42 Repair and Rehabilitation	MT - 01			TBD						TBD
2027		Blackfeet Indian Irrigation Project	Multiple small structures across the irrigation project	MT - 01			TBD						TBD
2027		Walker River Indian Irrigation Project	Canal 2- C Repair and Rehabilitation	NV - 02			TBD						TBD
2027		Uintah Indian Irrigation Project	North Fork Dry Gulch Canal	UT - 01			TBD						TBD
2027		Wapato Indian Irrigation Project	Lateral 2 Repair and Rehabilitation	WA - 04			TBD						TBD
2027		Wapato Indian Irrigation Project	Main Canal Repair and Rehabilitation	WA - 04			TBD						TBD
2027		Wapato Indian Irrigation Project	Wapato Diversion Construction	WA - 04			TBD						TBD
2027		Wind River Indian Irrigation Project	Crow Heart Bench Unit Repair and Rehabilitation	WY - 01			TBD						TBD
2027		All 17 Irrigation Projects	Irrigation Construction - Program Coordination, Planning / Predesign, Engineering Oversight and Technical Assistance and Required COR Activities			NA	TBD		NA				
2027		Emergency Projects, Expedited Issues - Safety Improvement Projects	Multiple projects at various locations			NA	TBD		NA				
			<i>Irrigation Projects - Rehabilitation</i>				25,309						22,200
			<i>Irrigation Project Construction</i>				28,751						25,386
2027		Engineering and Supervision	Multiple projects at various locations				2,844		Ongoing				
			<i>Engineering and Supervision</i>				2,844						0
2027		Survey and Design	Multiple projects at various locations				1,016		Ongoing				
			<i>Survey and Design</i>				1,016						0
2027		Federal Power Compliance (FERC)	Multiple projects at various locations				687		Ongoing				
			<i>Federal Power Compliance (FERC)</i>				687						0
2027		Design-TBD	Safety of Dams - Design				TBD						
2027		Neopit Dam	Safety of Dams - Construction	WI - 08		4,644	TBD						
2027		Antelope Dam	Safety of Dams - Construction	SD - AL		1,463	TBD						
			<i>Total Design and Construction</i>				TBD						0
2027		Safety of Dams Program Coordination					TBD		Ongoing				
2027		Expedited Issues - Mitigation of high risks failure modes	Multiple projects at various locations				TBD		Ongoing				
2027		Issues Evaluations	Multiple projects at various locations				TBD		Ongoing				
2027		Security	Multiple projects at various locations				TBD		Ongoing				
2027		Emergency Management Systems	Multiple projects at various locations				TBD		Ongoing				
2027		Safety of Dams Inspection/Evaluations	Multiple projects at various locations				TBD		Ongoing				
			<i>Safety of Dams</i>				34,978						0
2027		Antelope Dam	Dam Maintenance - Construction	SD - AL		1,463	TBD						TBD
2027		Dam Maintenance	Routine Nation Wide Maintenance				TBD		Ongoing				TBD
			<i>Dam Maintenance</i>				7,289						6,560
			<i>Total Resources Management Construction</i>				42,267						6,560
			Total Resources Management Construction				75,565						TBD

Indian Affairs
Resources Management Construction Five-Year Plan -- FY 2025 - 2029

Fund Year	Priority Within the FY	Facility or Unit/Program Name	Project Title	Congressional District	Total Project Cost	Funded to Date	Funding Request	Remaining to be Funded	Future Years of Plan with Funding	Investment Category/ Work Classification	Funding Sources for Other Phases	DOI Score	Estimated DM&R Addressed
2028		Navajo Indian Irrigation Project	Program Coordination	NM - 03			916		Ongoing				
2028		Navajo Indian Irrigation Project	Correction of Office of Inspector General audit and transfer stipulation deficiencies	NM - 03			100						TBD
2028		Navajo Indian Irrigation Project	Automation and power factor correction	NM - 03			500						TBD
2028		Navajo Indian Irrigation Project	Block 9 Stage 2 Construction	NM - 03			1,926						TBD
			<i>Navajo Indian Irrigation Project</i>				3,442						3,186
2028		Colorado River Indian Irrigation Project	Lateral 90 Check 4	AZ - 04			TBD						TBD
2028		Colorado River Indian Irrigation Project	Station 11 Spill	AZ - 04			TBD						TBD
2028		Pine River Indian Irrigation Project	Butsbaugh Flume Replacement	CO - 03			TBD						TBD
2028		Fort Hall Irrigation Project	Bannock Pumping Plant Rehabilitation	ID - 01			TBD		Ongoing				TBD
2028		Fort Peck Irrigation Project	Lateral 56 Repair and Rehabilitation	MT - 01			TBD		Ongoing				TBD
2028		Walker River Indian Irrigation Project	Canal 1- A Repair and Rehabilitation	NV - 02			TBD						TBD
2028		Uintah Indian Irrigation Project	North Fork Dry Gulch Canal	UT - 01			TBD						TBD
2028		Wapato Indian Irrigation Project	Lateral 2 Repair and Rehabilitation	WA - 04			TBD		Ongoing				TBD
2028		Wapato Indian Irrigation Project	Main Canal Repair and Rehabilitation	WA - 04			TBD		Ongoing				TBD
2028		Wapato Indian Irrigation Project	Satus Feeder Canal Headgates and Operators	WA - 04			TBD		Ongoing				TBD
2028		Wapato Indian Irrigation Project	Wapato Diversion Construction	WA - 04			TBD		Ongoing				TBD
2028		Wind River Indian Irrigation Project	Crow Heart Bench Unit Repair and Rehabilitation	WY - 01			TBD						TBD
2028		All 17 Irrigation Projects	Irrigation Construction - Program Coordination, Planning / Pre-design, Engineering Oversight and Technical Assistance and Required COR Activities			NA	TBD		NA				
2028		Emergency Projects, Expedited Issues - Safety Improvement Projects	Multiple projects at various locations			NA	TBD		NA				
			<i>Irrigation Projects - Rehabilitation</i>				25,309						22,250
			<i>Irrigation Project Construction</i>				28,751						25,436
2028		Engineering and Supervision	Multiple projects at various locations				2,844		Ongoing				0
			<i>Engineering and Supervision</i>				2,844						
2028		Survey and Design	Multiple projects at various locations				1,016		Ongoing				0
			<i>Survey and Design</i>				1,016						
2028		Federal Power Compliance (FERC)	Multiple projects at various locations				687		Ongoing				0
			<i>Federal Power Compliance (FERC)</i>				687						
2028		Antelope Dam	Safety of Dams - Construction	SD - AL		1,463	TBD						
2028		Pushmataha Dam	Safety of Dams - Construction	MS - 03		1,032	TBD						
			<i>Total Design and Construction</i>				TBD						0
2028		Safety of Dams Program Coordination					TBD		Ongoing				
2028		Expedited Issues - Mitigation of high risks failure modes	Multiple projects at various locations				TBD		Ongoing				
2028		Issues Evaluations	Multiple projects at various locations				TBD		Ongoing				
2028		Security	Multiple projects at various locations				TBD		Ongoing				
2028		Emergency Management Systems	Multiple projects at various locations				TBD		Ongoing				
2028		Safety of Dams Inspection/Evaluations	Multiple projects at various locations				TBD		Ongoing				
			<i>Safety of Dams</i>				34,978						0
2028		Pushmataha Dam	Dam Maintenance - Construction	MS - 03		1,032	TBD						TBD
2028		Dam Maintenance	Routine Nation Wide Maintenance				TBD		Ongoing				TBD
			<i>Dam Maintenance</i>				7,289						6,560
			<i>Dam Projects</i>				42,267						6,560
			Total Resources Management Construction				75,565						TBD

Indian Affairs
Resources Management Construction Five-Year Plan -- FY 2025 - 2029

Fund Year	Priority Within the FY	Facility or Unit/Program Name	Project Title	Congressional District	Total Project Cost	Funded to Date	Funding Request	Remaining to be Funded	Future Years of Plan with Funding	Investment Category/ Work Classification	Funding Sources for Other Phases	DOI Score	Estimated DM&R Addressed
2029		Navajo Indian Irrigation Project	Program Coordination	NM - 03			916		Ongoing				
2029		Navajo Indian Irrigation Project	Correction of Office of Inspector General audit and transfer stipulation deficiencies	NM - 03			100						TBD
2029		Navajo Indian Irrigation Project	Automation and power factor correction	NM - 03			500						TBD
2029		Navajo Indian Irrigation Project	Block 9 Stage 2 Construction	NM - 03			1,926						TBD
			<i>Navajo Indian Irrigation Project</i>				3,442						3,186
2029		Colorado River Indian Irrigation Project	Station 11 Spill	AZ - 04			TBD						TBD
2029		Pine River Indian Irrigation Project	Ceanabo Canal Repair and Rehabilitation	CO - 03			TBD						TBD
2029		Pine River Indian Irrigation Project	Dr. Morrison Diversion	CO - 03			TBD						TBD
2029		Fort Hall Irrigation Project	Bannock Pumping Plant Rehabilitation	ID - 01			TBD						TBD
2029		Fort Hall Irrigation Project	Owl and Bannock Lateral Pipelines	ID - 01			TBD						TBD
2029		Fort Peck Irrigation Project	Lateral 56 Repair and Rehabilitation	MT - 01			TBD						TBD
2029		Blackfeet Indian Irrigation Project	Badger Fisher and N Lateral Repir and Rehabilitation Multiple	MT -01			TBD						TBD
2029		Wapato Indian Irrigation Project	Lateral 1 Repair and Rehabilitation	WA - 04			TBD						TBD
2029		Wapato Indian Irrigation Project	Lateral 2 Repair and Rehabilitation	WA - 04			TBD						TBD
2029		Wapato Indian Irrigation Project	Main Canal Repair and Rehabilitation	WA - 04			TBD						TBD
2029		Wapato Indian Irrigation Project	Satus Feeder Canal Headgates and Operators	WA - 04			TBD						TBD
2029		Wapato Indian Irrigation Project	Wapato Diversion Construction	WA - 04			TBD						TBD
2029		All 17 Irrigation Projects	Irrigation Construction - Program Coordination, Planning / Pre design, Engineering Oversight and Technical Assistance and Required COR Activities			NA	TBD		NA				
2029		Emergency Projects, Expedited Issues - Safety Improvement Projects	Multiple projects at various locations			NA	TBD		NA				
			<i>Irrigation Projects - Rehabilitation</i>				25,309						18,750
			<i>Irrigation Project Construction</i>				28,751						21,936
2029		Engineering and Supervision	Multiple projects at various locations				2,844		Ongoing				0
			<i>Engineering and Supervision</i>				2,844						
2029		Survey and Design	Multiple projects at various locations				1,016		Ongoing				0
			<i>Survey and Design</i>				1,016						
2029		Federal Power Compliance (FERC)	Multiple projects at various locations				687		Ongoing				0
			<i>Federal Power Compliance (FERC)</i>				687						
2029		Pushmataha Dam	Safety of Dams - Construction	MS - 03			TBD						0
			<i>Total Design and Construction</i>				TBD						0
2029		Safety of Dams Program Coordination					TBD		Ongoing				
2029		Expedited Issues - Mitigation of high risks failure modes	Multiple projects at various locations				TBD		Ongoing				
2029		Issues Evaluations	Multiple projects at various locations				TBD		Ongoing				
2029		Security	Multiple projects at various locations				TBD		Ongoing				
2029		Emergency Management Systems	Multiple projects at various locations				TBD		Ongoing				
2029		Safety of Dams Inspection/Evaluations	Multiple projects at various locations				TBD		Ongoing				
			<i>Safety of Dams</i>				34,978						0
2029		Pushmataha Dam	Dam Maintenance - Construction	MS - 03			TBD						TBD
2029		Dam Maintenance	Routine Nation Wide Maintenance				TBD		Ongoing				TBD
			<i>Dam Maintenance</i>				7,289						6,560
			<i>Total Resources Management Construction</i>				42,267						6,560
			Total Resources Management Construction				75,565						TBD

BUREAU OF INDIAN AFFAIRS
Project Data Sheet

Total Project Score/Ranking: 100

Planned Funding FY 2025 - 2029: \$ TBD

Funding Source: Resources Management Construction / Navajo Indian Irrigation Project - A1121

Project Identification

Project Title: Navajo Indian Irrigation Project, Block 9 Stage 2 Design Updates

Project Number: NIIP

Unit/Facility Name: Navajo Indian Irrigation Project

Region/Area/District: Navajo Region

Congressional District: 3

State: NM

Project Justification

#	DOI Asset Code	Real Property Unique ID #	API:	FCI-Before:
1	40160000	NIIP	100	0.8

Project Description:

The Navajo Indian Irrigation Project (NIIP) is an on-going irrigation construction project on the Navajo Indian Reservation in northwest New Mexico. The NIIP started construction in 1964. The NIIP was authorized by Pub.L. 87-483 (76 Stat.96), signed into law on June 13, 1962, as a settlement of a specific issue and is the initial stage of the San Juan Chama Project in New Mexico and Colorado. This legislation authorized the delivery of irrigation water to 110,630 acres.

Currently, the irrigation system can deliver up to 77,685 acres of irrigated land. The NIIP has been under construction for approximately 57 years. The Indian Affairs (IA) funds the operation and maintenance of the NIIP. The Navajo Indian Irrigation Project (NIIP), authorized under Pub.L. 87-483, as amended (Pub.L. 111-11) authorizes up to 110,630 acres to be developed with irrigation. Currently, the irrigation delivery system can deliver water to 80,488 acres through eight of the 11 blocks, and Block 9, Stage 1. The addition of Block 9, Stage 2 will allow the development of approximately 10,000 acres.

Scope of Benefits (SB):

The NIIP support the Interior/IA's core mission by:

- Supporting IA's mission to enhance the quality of life, to promote economic opportunity, and to carry out the responsibility to protect and improve the trust assets of American Indians, Indian Tribes, and Alaska Natives. This is to be accomplished through the delivery of quality services, and by maintaining government-to-government relationships within the spirit of Indian self-determination.
- Carrying out the mission of the Office of Trust Services in protecting and preserving Trust lands and Trust resources. This project protects and preserves trust resources through the on-going construction of the NIIP.
- Carrying out the authorization under the Navajo Indian Irrigation Project: San Juan Chama Project (*Pub.L. 87-483, as amended*) and the initial stage of the San Juan Chama Project in New Mexico and Colorado. This legislation authorized the Secretary of the Interior to construct, operate, and maintain the Navajo Indian Irrigation Project.

The project clearly demonstrates a major and measurable contribution to established goals and objectives of the Department and IA, aligning with specific outputs and outcomes detailed in the strategic plans. The NIIP beneficially impacts the economy of the geographic area and the Navajo Nation, including employment and multiple benefits to local, regional, and national economies. The NIIP has four Pub.L. 93-638 contracts with the Navajo Agricultural Products Industry (NAPI), Navajo Nation's Tribal farming and agri-business enterprise. The NAPI provides operation, maintenance, corrects transfer deficiencies, and performs minor construction to irrigation systems on the completed segments. NAPI impacts not just the local economy but other areas through national and international marketing of consumer goods produced by the NAPI. The NIIP fulfills the location and partnership initiatives of the Department and IA.

Investment Strategy (IS):

NIIP investment strategy demonstrates a steady state position on operation and maintenance costs and a moderate leveraging of non-DOI resources.

Consequences of Failure to Act (CFA):

Failure to complete the NIIP would have a major and measurable direct impact on public or employee health and safety.

Ranking Categories:

Category	Percent	Score
FCI Rating:	n/a	0.8
API Rating:	n/a	100
API/FCI Score:	(40%)	40
SB Score:	(20%)	20
IS Score:	(20%)	20
CFA Score:	(20%)	20
Total Score:	(100%)	100

Combined ranking factors = (0.40 x API/FCI score) + (0.20 x SB score) + (0.20 x IS score) + (0.20 x CFA score)

Capital Asset Planning

Capital Plan Business Case Required: N/A

VE Study: Scheduled TBD, Completed TBD

Project Costs and Status

Project Cost Estimate (this PDS):

Activity	Dollars in thousands	Percent
Maintenance/Repair Work:	\$ TBD	100
Modernization / Renewal Work:	\$ TBD	100
Total:	\$ TBD	100

Project Funding History (entire project):

History	Dollars in thousands
Funded to Date:	\$ 22,000
FY 2025 Resources Management Construction Funding (this PDS):	\$ TBD

FY 202# [FLREA/FLTP/Donation, etc.] Funding:	\$	0
Future Funding to Complete Project:	\$	TBD
Total:	\$	TBD

Class of Estimate: C

Estimate Escalated to: FY 2029/Q# 4

Planning and Design Funds:

Planning Funds Received in FY 202#: *\$ TBD

Design Funds Received in FY 202#: *\$ TBD

* These amounts for planning and design are included in the total formulated to the FY 2025 budget on this project data sheet.

Major Milestones

Construction Award/Start

- Scheduled: TBD
- Actual: TBD

Project Complete

- Scheduled: TBD
- Actual: TBD

Project Data Sheet

Prepared/Last Updated: 08/2023

DOI Approved: YES

Annual Operations & Maintenance Costs \$

Current:	\$	5,500
Projected:	\$	5,500
Net Change:	+/- \$	0

BUREAU OF INDIAN AFFAIRS
Project Data Sheet

Total Project Score/Ranking: 100

Planned Funding FY 2025: \$ TBD

Funding Source: Resources Management Construction / Irrigation Projects – Rehabilitation A1128

Project Identification

Project Title: Two Medicine Canal V Lateral Flume

Project Number:

Unit/Facility Name: Blackfeet Indian Irrigation Project.

Region/Area/District: Rocky Mountain Region

Congressional District: 01

State: MT

Project Justification

#	DOI Asset Code	Real Property Unique ID #	API:	FCI-Before:
1	AD55995		100	0.20

Project Description:

Replace existing structure. The flume on the V Lateral is in poor condition and is the highest-priority project in Blackfeet Indian Irrigation Project. The existing flume consists of a large diameter corrugated metal pipe that was once elevated. It has fallen and now acts as a siphon. There is a single sluice gate on the head of the flume. There is also a sluice gate next to the flume entrance to spill excess water. The V Lateral has the most complaints on the project regarding not receiving sufficient water supplies.

Asset has an FCI of 0.20 and an API of 100.

Therefore, the Asset Priority versus Facility Condition Index, API/FCI = 100

Scope of Benefits (SB):

The rehabilitation and modernization of this structure will improve worker safety, increase operational efficiency, prolong the structure's service life, and potentially enhance fish passage. The project demonstrates a major and measurable contribution to established goals and objectives of the Department and the Bureau, aligning with specific strategic plan outputs and outcomes. 100 pts

Investment Strategy (IS):

The investment strategy demonstrates an on-going position on operation and maintenance costs and a moderate leveraging of non-DOI resources through the use of Operation and Maintenance funds. The project demonstrates a major and measurable net savings for the Government, strongly supports financial sustainability efforts, or leverages significant non-DOI resources. 100 pts

Consequences of Failure to Act (CFA):

Failure to rehabilitate would have a major and measurable direct impact on employee health and safety. The effect on the local economy would be catastrophic as well. 100 pts

Ranking Categories:

Category	Percent	Score
FCI Rating:	n/a	0.20
API Rating:	n/a	100
API/FCI Score:	(40%)	40
SB Score:	(20%)	20
IS Score:	(20%)	20
CFA Score:	(20%)	20
Total Score:	(100%)	100

Combined ranking factors = (0.40 x API/FCI score) + (0.20 x SB score) + (0.20 x IS score) + (0.20 x CFA score)

Capital Asset Planning

Capital Plan Business Case Required: NO

VE Study: Scheduled 1/2024, Completed TBD

Project Costs and Status
Project Cost Estimate (this PDS):

Activity	Dollars in thousands	Percent
Maintenance/Repair Work:	\$ TBD	100
Modernization / Renewal Work:	\$ 0	100
Total:	\$ TBD	100

Project Funding History (entire project):

History	Dollars in thousands
Funded to Date:	\$ 0
FY 2025 Resources Management Construction Funding (this PDS):	\$ TBD
FY 202# [FLREA/FLTP/Donation, etc.] Funding:	\$ 0
Future Funding to Complete Project:	\$ 0
Total:	\$ TBD

Class of Estimate: C

Estimate Escalated to: FY 2029/Q# 4

Planning and Design Funds:

Planning Funds Received in FY 202#: *\$ TBD

Design Funds Received in FY 202#: *\$ TBD

* These amounts for planning and design are included in the total formulated to the FY 2025 budget on this project data sheet.

Major Milestones

Construction Award/Start

- Scheduled: FY 2026/Q1
- Actual: FY 202#/Q#

Project Complete

- Scheduled: FY 2029/Q4
- Actual: FY 202#/Q#

Project Data Sheet

Prepared/Last Updated: 08/2023

DOI Approved: Yes

Annual Operations & Maintenance Costs \$

Current: \$ 15,000
Projected: \$ 15,000
Net Change: +/--\$ 0



FLUME



FLUME - OUT

Title:
ID #:

BUREAU OF INDIAN AFFAIRS
Project Data Sheet

Total Project Score/Ranking: 100

Planned Funding FY 2025: \$ TBD

Funding Source: Resources Management Construction / Irrigation Projects – Rehabilitation A1128

Project Identification

Project Title: West Main Canal Structural Repair and Rehabilitation

Project Number:

Unit/Facility Name: Duck Valley Irrigation Project

Region/Area/District: Western Region

Congressional District: 02

State: NV

Project Justification

#	DOI Asset Code	Real Property Unique ID #	API:	FCI-Before:
1	Multiple		80	0.20

Project Description:

The West Main Canal is among the most important canals in the Duck Valley irrigation project, it irrigates the greatest number of tracts and is about 14 miles in length. However, the various structures along this canal are in very poor condition and need to be replaced as soon as possible. This proposal is for replacing 5 of the structures in West Main Canal, in between West Main headgate and Thacker Canal headgate, these structures have been classified as critical and many of them are classified as CHSdm/CHSci in an assessment in 2009. Since 2009, these structures have only deteriorated. These structures should be replaced on priority basis, to address safety concerns and restore irrigation to at least 200 acres of temporarily Non- Assessable land.

Asset has an FCI of 0.20 and an API of 80.

Therefore, the Asset Priority versus Facility Condition Index, API/FCI = 100

Scope of Benefits (SB):

The rehabilitation and modernization of this structure will improve worker safety, increase operational efficiency, prolong the structure's service life, and potentially enhance fish passage. The project demonstrates a major and measurable contribution to established goals and objectives of the Department and the Bureau, aligning with specific strategic plan outputs and outcomes. 100 pts

Investment Strategy (IS):

The investment strategy demonstrates an on-going position on operation and maintenance costs and a moderate leveraging of non-DOI resources through the use of Operation and Maintenance funds. The project demonstrates a major and measurable net savings for the Government, strongly supports financial sustainability efforts, or leverages significant non-DOI resources. 100 pts

Consequences of Failure to Act (CFA):

Failure to rehabilitate would have a major and measurable direct impact on employee health and safety. The effect on the local economy would be catastrophic as well. 100 pts

Ranking Categories:

Category	Percent	Score
FCI Rating:	n/a	0.20
API Rating:	n/a	80
API/FCI Score:	(40%)	40
SB Score:	(20%)	20
IS Score:	(20%)	20
CFA Score:	(20%)	20
Total Score:	(100%)	100

Combined ranking factors = (0.40 x API/FCI score) + (0.20 x SB score) + (0.20 x IS score) + (0.20 x CFA score)

Capital Asset Planning

Capital Plan Business Case Required: NO

VE Study: Scheduled 1/2024, Completed TBD

Project Costs and Status
Project Cost Estimate (this PDS):

Activity	Dollars in thousands	Percent
Maintenance/Repair Work:	\$ TBD	100
Modernization / Renewal Work:	\$ 0	100
Total:	\$ TBD	100

Project Funding History (entire project):

History	Dollars in thousands
Funded to Date:	\$ 0
FY 2025 Resources Management Construction Funding (this PDS):	\$ TBD
FY 202# [FLREA/FLTP/Donation, etc.] Funding:	\$ 0
Future Funding to Complete Project:	\$ 0
Total:	\$ TBD

Class of Estimate: C

Estimate Escalated to: FY 2029/Q4

Planning and Design Funds:

Planning Funds Received in FY 202#: *\$ TBD

Design Funds Received in FY 202#: *\$ TBD

* These amounts for planning and design are included in the total formulated to the FY 2025 budget on this project data sheet.

Major Milestones

Construction Award/Start

- Scheduled: FY 2026/Q1
- Actual: FY 202#/Q#

Project Complete

- Scheduled: FY 2029/Q4
- Actual: FY 202#/Q#

Project Data Sheet

Prepared/Last Updated: 08/2023

DOI Approved: Yes

Annual Operations & Maintenance Costs \$

Current:	\$	75,000
Projected:	\$	75,000
Net Change:	+/- \$	0

BUREAU OF INDIAN AFFAIRS
Project Data Sheet

Total Project Score/Ranking: 100

Planned Funding FY 2025: \$ TBD

Funding Source: Resources Management Construction / Irrigation Projects – Rehabilitation A1128

Project Identification

Project Title: Milk River Main Diversion

Project Number:

Unit/Facility Name: Fort Belknap Irrigation Project (FBIP)

Region/Area/District: Rocky Mountain Region

Congressional District: 01

State: MT

Project Justification

#	DOI Asset Code	Real Property Unique ID #	API:	FCI-Before:
1	AD80248	C55170OS	100	0.20

Project Description:

The Milk River (Main) Diversion structure consists of an overflow dam (weir) across the Milk River which controls the water level for the diversion structure. There is a radial gate on the diversion side of the weir for flushing sediment and debris. A 14' flashboard/stop-log structure is located on the opposite side of the diversion dam, with a depth of approximately 4 feet from the bottom of the bay to the top of the weir crest. Stop-logs are removed in the winter, to pass sediment, debris and ice as the ice breaks up in the winter. Throughout the season most of the flow not diverted into FBIP goes over the stop-logs, not the main dam structure. The diversion has 4 manual sluice gate bays. Only two bays are used (those closest to the weir and radial gate). One bay does not have a gate stem or gearhead opener. Both unused gates are covered with sediment. The work consists of replacing the existing diversion dam with new headgates, handrails, access points, walkways, flow bypass and sluicing functions.

Asset has an FCI of 0.20 and an API of 100.

Therefore, the Asset Priority versus Facility Condition Index, API/FCI = 100

Scope of Benefits (SB):

The rehabilitation and modernization of the Dam will improve worker safety, increase operational efficiency, prolong the structure's service life, and potentially enhance fish passage. The project demonstrates a major and measurable contribution to established goals and objectives of the Department and the Bureau, aligning with specific strategic plan outputs and outcomes. 100 pts

Investment Strategy (IS):

The Milk River Main Diversion Dam investment strategy demonstrates an on-going position on operation and maintenance costs and a moderate leveraging of non-DOI resources through the use of Operation and Maintenance funds. The project demonstrates a major and measurable net savings for the Government, strongly supports financial sustainability efforts, or leverages significant non-DOI resources. 100 pts

Consequences of Failure to Act (CFA):

Failure to rehabilitate the Dam could have a major and measurable direct impact on employee health and safety. The effect on the local economy would be catastrophic as well. 100 pts

Ranking Categories:

Category	Percent	Score
FCI Rating:	n/a	0.20
API Rating:	n/a	100
API/FCI Score:	(40%)	40
SB Score:	(20%)	20
IS Score:	(20%)	20
CFA Score:	(20%)	20
Total Score:	(100%)	100

Combined ranking factors = (0.40 x API/FCI score) + (0.20 x SB score) + (0.20 x IS score) + (0.20 x CFA score)

Capital Asset Planning

Capital Plan Business Case Required: NO

VE Study: Scheduled 1/2022, Completed TBD

Project Costs and Status
Project Cost Estimate (this PDS):

Activity	Dollars in thousands	Percent
Maintenance/Repair Work:	\$ TBD	100
Modernization / Renewal Work:	\$ 0	100
Total:	\$ TBD	100

Project Funding History (entire project):

History	Dollars in thousands
Funded to Date:	\$ 5,500
FY 2025 Resources Management Construction Funding (this PDS):	\$ TBD
FY 202# [FLREA/FLTP/Donation, etc.] Funding:	\$ 0
Future Funding to Complete Project:	\$ TBD
Total:	\$ TBD

Class of Estimate: C

Estimate Escalated to: FY 2029/Q4

Planning and Design Funds:

Planning Funds Received in FY 202#: *\$ TBD

Design Funds Received in FY 202#: *\$ TBD

* These amounts for planning and design are included in the total formulated to the FY 2025 budget on this project data sheet.

Major Milestones

Construction Award/Start

- Scheduled: FY 2026/Q1
- Actual: FY 202#/Q#

Project Complete

- Scheduled: FY 2029/Q4
- Actual: FY 202#/Q#

Project Data Sheet

Prepared/Last Updated: 08/2023

DOI Approved: Yes

Annual Operations & Maintenance Costs \$

Current:	\$	25,000
Projected:	\$	25,000
Net Change:	+/- \$	0



BUREAU OF INDIAN AFFAIRS

Project Data Sheet

Total Project Score/Ranking: 100

Planned Funding FY 2025: \$ TBD

Funding Source: Resources Management Construction / Irrigation Projects – Rehabilitation A1128

Project Identification

Project Title: Bannock Pumping Plant Rehabilitation

Project Number:

Unit/Facility Name: Fort Hall Indian Irrigation Project

Region/Area/District: Northwest Region

Congressional District: 01

State: ID

Project Justification

#	DOI Asset Code	Real Property Unique ID #	API:	FCI-Before:
1	AD9840	P04I06OS	80	0.15

Project Description:

This structure is a pumping plant that supplies the Bannock Canal as well as the High Lift Line. The trash racks are mostly rusted out and should be replaced. There needs to be a handrail above the intake. Each of the High Lift and Low Lift Lines have three units apiece including three pumps. Many of the pump bowls have bolts that are completely corroded away. These bolts should be replaced with stainless steel. There is no security fencing around the site. Two of the ventilation fans in the building are missing. The three low lift pumps serve separate discharge pipes that convene in a stand tower on the bench above the pumping plant. The three 36" flap gates within this tower should be sandblasted and recoated. Also, the ladder going into the tower is corroded badly making it unsafe. A single pipe leaves the stand tower and conveys flows to the Bannock Canal. The three discharge pipes from the High Lift pumps combine within a thrust block near the pumping plant and flows continue in a 42" concrete pipe. Replace three low lift pumps and motors. Replace electric panel to provide greater flow control. Rehabilitate sump collection system.

Asset has an FCI of 0.15 and an API of 80

Therefore, the Asset Priority versus Facility Condition Index, $API/FCI = 100$

Scope of Benefits (SB):

The project demonstrates a major and measurable contribution to established goals and objectives of the Department and the Bureau, aligning with specific strategic plan outputs and outcomes. 100 pts

Investment Strategy (IS):

The project demonstrates a major and measurable net savings for the Government, strongly supports financial sustainability efforts, or leverages significant non-DOI resources. 100 pts

Consequences of Failure to Act (CFA):

Failure to complete this project would have major direct impacts on public or employee health and safety. 100 pts

Ranking Categories:

Category	Percent	Score
FCI Rating:	n/a	0.75
API Rating:	n/a	100
API/FCI Score:	(40%)	40
SB Score:	(20%)	20
IS Score:	(20%)	20
CFA Score:	(20%)	20
Total Score:	(100%)	100

Combined ranking factors = (0.40 x API/FCI score) + (0.20 x SB score) + (0.20 x IS score) + (0.20 x CFA score)

Capital Asset Planning

Capital Plan Business Case Required: NO

VE Study: Scheduled 1/2024, Completed TBD

Project Costs and Status
Project Cost Estimate (this PDS):

Activity	Dollars in thousands	Percent
Maintenance/Repair Work:	\$ TBD	100
Modernization / Renewal Work:	\$ 0	100
Total:	\$ TBD	100

Project Funding History (entire project):

History	Dollars in thousands
Funded to Date:	\$ 8,050
FY 2025 Resources Management Construction Funding (this PDS):	\$ TBD
FY 202# [FLREA/FLTP/Donation, etc.] Funding:	\$ 0
Future Funding to Complete Project:	\$ TBD
Total:	\$ TBD

Class of Estimate: C

Estimate Escalated to: FY 2029/Q4

Planning and Design Funds:

Planning Funds Received in FY 202#: *\$TBD

Design Funds Received in FY 202#: *\$ TBD

* These amounts for planning and design are included in the total formulated to the FY 2025 budget on this project data sheet.

Major Milestones

Construction Award/Start

- Scheduled: FY 2027/Q1
- Actual: FY 202#/Q#

Project Complete

- Scheduled: FY 2032/Q1
- Actual: FY 202#/Q#

Project Data Sheet

Prepared/Last Updated: 08/2023

DOI Approved: Yes

Annual Operations & Maintenance Costs \$

Current: \$ 0
Projected: \$ 0
Net Change: +/- \$ 0



PUMPS INSIDE BANNOCK PUMPING PLANT



PUMP OUTLETS

Title:
ID #:

BUREAU OF INDIAN AFFAIRS

Project Data Sheet

Total Project Score/Ranking: 100

Planned Funding FY 2025: \$ TBD

Funding Source: Resources Management Construction / Irrigation Projects – Rehabilitation A1128

Project Identification

Project Title: Reservation Canal Headworks Rehabilitation

Project Number:

Unit/Facility Name: Fort Hall Indian Irrigation Project

Region/Area/District: Northwest Region

Congressional District: 01

State: ID

Project Justification

#	DOI Asset Code	Real Property Unique ID #	API:	FCI-Before:
1	AD6913	P04I06OS	100	0.72

Project Description:

Replace existing structure including but not limited to the five 5' x 5' slide gates, overshot gate, handrail, expanded steel walkway, trash rack, and concrete structure.

Asset has an FCI of 0.72 and an API of 100.

Therefore, the Asset Priority versus Facility Condition Index, API/FCI = 100

Scope of Benefits (SB):

The project demonstrates a major and measurable contribution to established goals and objectives of the Department and the Bureau, aligning with specific strategic plan outputs and outcomes. 100 pts.

Investment Strategy (IS):

The project demonstrates a major and measurable net savings for the Government, strongly supports financial sustainability efforts, or leverages significant non-DOI resources. 100 pts

Consequences of Failure to Act (CFA):

Failure to complete this project would have major direct impacts on public or employee health and safety. 100 pts.

Ranking Categories:

Category	Percent	Score
FCI Rating:	n/a	0.72
API Rating:	n/a	100
API/FCI Score:	(40%)	40
SB Score:	(20%)	20
IS Score:	(20%)	20
CFA Score:	(20%)	20
Total Score:	(100%)	100

Combined ranking factors = (0.40 x API/FCI score) + (0.20 x SB score) + (0.20 x IS score) + (0.20 x CFA score)

Capital Asset Planning

Capital Plan Business Case Required: NO

VE Study: Scheduled TBD, Completed TBD

Project Costs and Status

Project Cost Estimate (this PDS):

Activity	Dollars in thousands	Percent
Maintenance/Repair Work:	\$ TBD	100
Modernization / Renewal Work:	\$ 0	100
Total:	\$ TBD	100

Project Funding History (entire project):

History	Dollars in thousands
Funded to Date:	\$ 0
FY 2025 Resources Management Construction Funding (this PDS):	\$ TBD
FY 202# [FLREA/FLTP/Donation, etc.] Funding:	\$ 0
Future Funding to Complete Project:	\$ TBD
Total:	\$ TBD

Class of Estimate: C

Estimate Escalated to: FY 2029/Q4

Planning and Design Funds:

Planning Funds Received in FY 202#: *\$ TBD

Design Funds Received in FY 202#: *\$ TBD

* These amounts for planning and design are included in the total formulated to the FY 2025 budget on this project data sheet.

Major Milestones

Construction Award/Start

- Scheduled: FY 2024/Q4
- Actual: FY 202#/Q#

Project Complete

- Scheduled: FY 2029/Q4
- Actual: FY 202#/Q#

Project Data Sheet

Prepared/Last Updated: 08/2023

DOI Approved: Yes

Annual Operations & Maintenance Costs \$

Current:	\$	0
Projected:	\$	0
Net Change:	+/- \$	0



Headworks in



Trash rack before headworks



Debris and damage behind headworks' radial gate



Concrete damage on out of headworks (back side of gates)

Title :
ID # :

BUREAU OF INDIAN AFFAIRS
Project Data Sheet

Total Project Score/Ranking: 76

Planned Funding FY 2025: \$ TBD

Funding Source: Resources Management Construction / Irrigation Projects – Rehabilitation A1128

Project Identification

Project Title: Lateral 42 Repair and Rehabilitation

Project Number:

Unit/Facility Name: Fort Peck Irrigation Project

Region/Area/District: Rocky Mountain Region

Congressional District: 01

State: MT

Project Justification

#	DOI Asset Code	Real Property Unique ID #	API:	FCI-Before:
1	AD17382		60	0.20

Project Description:

Repair and rehabilitate Lateral 42, and all appurtenant structures.

Asset has an FCI of 0.20 and an API of 60.

Therefore, the Asset Priority versus Facility Condition Index, API/FCI = 76

Scope of Benefits (SB):

The rehabilitation and modernization of the lateral will improve worker safety, increase operational efficiency, prolong the structure's service life, and potentially enhance fish passage. The project demonstrates a major and measurable contribution to established goals and objectives of the Department and the Bureau, aligning with specific strategic plan outputs and outcomes. 100 pts

Investment Strategy (IS):

The investment strategy demonstrates an on-going position on operation and maintenance costs and a moderate leveraging of non-DOI resources through the use of Operation and Maintenance funds. The project demonstrates a major and measurable net savings for the Government, strongly supports financial sustainability efforts, or leverages significant non-DOI resources. 100 pts

Consequences of Failure to Act (CFA):

Failure to rehabilitate would have a major and measurable direct impact on employee health and safety. The effect on the local economy would be catastrophic as well. 100 pts

Ranking Categories:

Category	Percent	Score
FCI Rating:	n/a	0.20
API Rating:	n/a	60
API/FCI Score:	(40%)	40
SB Score:	(20%)	20

IS Score:	(20%)	20
CFA Score:	(20%)	20
Total Score:	(100%)	76

Combined ranking factors = (0.40 x API/FCI score) + (0.20 x SB score) + (0.20 x IS score) + (0.20 x CFA score)

Capital Asset Planning

Capital Plan Business Case Required: NO

VE Study: Scheduled 1/2024, Completed TBD

Project Costs and Status

Project Cost Estimate (this PDS):

Activity	Dollars in thousands	Percent
Maintenance/Repair Work:	\$ TBD	100
Modernization / Renewal Work:	\$ 0	100
Total:	\$ TBD	100

Project Funding History (entire project):

History	Dollars in thousands
Funded to Date:	\$ 3,500
FY 2025 Resources Management Construction Funding (this PDS):	\$ TBD
FY 202# [FLREA/FLTP/Donation, etc.] Funding:	\$ 0
Future Funding to Complete Project:	\$ TBD
Total:	\$ TBD

Class of Estimate: C

Estimate Escalated to: FY 2029/Q4

Planning and Design Funds:

Planning Funds Received in FY 202#: *\$ TBD

Design Funds Received in FY 202#: *\$ TBD

* These amounts for planning and design are included in the total formulated to the FY 2025 budget on this project data sheet.

Major Milestones

Construction Award/Start

- Scheduled: FY 2026/Q1
- Actual: FY 202#/Q#

Project Complete

- Scheduled: FY 2029/Q4
- Actual: FY 202#/Q#

Project Data Sheet

Prepared/Last Updated: 08/2023
DOI Approved: Yes

Annual Operations & Maintenance Costs \$

Current:	\$	25,000
Projected:	\$	25,000
Net Change:	+/- \$	0

BUREAU OF INDIAN AFFAIRS
Project Data Sheet

Total Project Score/Ranking: 100

Planned Funding FY 2025: \$ TBD

Funding Source: Resources Management Construction / Irrigation Projects – Rehabilitation A1128

Project Identification

Project Title: Repair Dr Morrison Canal over Ignacio Creek

Project Number:

Unit/Facility Name: Pine River Indian Irrigation Project

Region/Area/District: Southwest Region

Congressional District: 03

State: CO

Project Justification

#	DOI Asset Code	Real Property Unique ID #	API:	FCI-Before:
1	AD1073		100	0.20

Project Description:

Erosion is occurring outside of the concrete chute on the Dr. Morrison Canal. It looks as though the erosion is being caused by a leaking corrugated metal pipe (CMP) and possible leakage from the turnout headgate. The turnout is located on the left side of the canal chute. There is also erosion occurring on the right side of the canal. The erosion occurring under the CMP may have caused the erosion on the right side of the canal, therefore possibly creating a void under the concrete chute. The headgate is used to provide additional flows to the Ignacio Creek, running below the Dr. Morrison Canal. These additional flows placed in the Ignacio Creek can then be diverted into the Ignacio Creek Lateral, south of the Dr. Morrison. The concrete box culvert allowing the Ignacio Creek to pass under the Dr. Morrison is deteriorating to the point where the rebar is exposed. Creek flows are only entering the left box culvert. The right box culvert is overgrown with vegetation and does not seem to be allowing flows to pass through.

Asset has an FCI of 0.20 and an API of 100.

Therefore, the Asset Priority versus Facility Condition Index, API/FCI = 100

Scope of Benefits (SB):

The rehabilitation and modernization of this structure will improve worker safety, increase operational efficiency, prolong the structure's service life, and potentially enhance fish passage. The project demonstrates a major and measurable contribution to established goals and objectives of the Department and the Bureau, aligning with specific strategic plan outputs and outcomes. 100 pts

Investment Strategy (IS):

The investment strategy demonstrates an on-going position on operation and maintenance costs and a moderate leveraging of non-DOI resources through the use of Operation and Maintenance funds. The project demonstrates a major and measurable net savings for the Government, strongly supports financial sustainability efforts, or leverages significant non-DOI resources. 100 pts

Consequences of Failure to Act (CFA):

Failure to rehabilitate would have a major and measurable direct impact on employee health and safety. The effect on the local economy would be catastrophic as well. 100 pts

Ranking Categories:

Category	Percent	Score
FCI Rating:	n/a	0.20
API Rating:	n/a	100
API/FCI Score:	(40%)	40
SB Score:	(20%)	20
IS Score:	(20%)	20
CFA Score:	(20%)	20
Total Score:	(100%)	100

Combined ranking factors = (0.40 x API/FCI score) + (0.20 x SB score) + (0.20 x IS score) + (0.20 x CFA score)

Capital Asset Planning

Capital Plan Business Case Required: NO

VE Study: Scheduled 1/2024, Completed TBD

Project Costs and Status

Project Cost Estimate (this PDS):

Activity	Dollars in thousands	Percent
Maintenance/Repair Work:	\$ TBD	100
Modernization / Renewal Work:	\$ 0	100
Total:	\$ TBD	100

Project Funding History (entire project):

History	Dollars in thousands
Funded to Date:	\$ 1,500
FY 2025 Resources Management Construction Funding (this PDS):	\$ TBD
FY 202# [FLREA/FLTP/Donation, etc.] Funding:	\$ 0
Future Funding to Complete Project:	\$ 0
Total:	\$ TBD

Class of Estimate: C

Estimate Escalated to: FY 2029/Q4

Planning and Design Funds:

Planning Funds Received in FY 202#: *\$ TBD

Design Funds Received in FY 202#: *\$ TBD

* These amounts for planning and design are included in the total formulated to the FY 2025 budget on this project data sheet.

Major Milestones

Construction Award/Start

- Scheduled: FY 2026/Q1
- Actual: FY 202#/Q#

Project Complete

- Scheduled: FY 2029/Q4
- Actual: FY 202#/Q#

Project Data Sheet

Prepared/Last Updated: 08/2023

DOI Approved: Yes

Annual Operations & Maintenance Costs \$

Current: \$ 25,000

Projected: \$ 25,000

Net Change: +/--\$ 0



BUREAU OF INDIAN AFFAIRS

Project Data Sheet

Total Project Score/Ranking: 100

Planned Funding FY 2025: \$ TBD

Funding Source: Resources Management Construction / Irrigation Projects – Rehabilitation A1128

Project Identification

Project Title: Grey Mountain Canal Flume and Canal Lining Design and Construction

Project Number:

Unit/Facility Name: Uintah Indian Irrigation Project

Region/Area/District: Western Region

Congressional District: 01

State: UT

Project Justification

#	DOI Asset Code	Real Property Unique ID #	API:	FCI-Before:
1	AD95398		70	0.18

Project Description:

The Grey Mountain Canal Flume is a relatively new structure which reportedly backs up flow in the canal upstream. A temporary bypass around the structure has been excavated out of the adjacent hillside in order to route flows around the structure and prevent the backwater effects. This project would need to be accomplished before installing the Grey Mountain Canal lining.

The Grey Mountain Canal itself needs to be lined. The project consists of installing approximately 10,000 linear feet of HDPE or geomembrane lining within the Grey Mountain Canal. Seepage losses from this reach of the canal are high and individuals that own homes north of the canal report that seepage causes damage to the basements and crawl spaces of the homes.

Asset has an FCI of 0.18 and an API of 70.

Therefore, the Asset Priority versus Facility Condition Index, $API/FCI = 40$

Scope of Benefits (SB):

The project demonstrates a major and measurable contribution to established goals and objectives of the Department and the Bureau, aligning with specific strategic plan outputs and outcomes. 100 pts.

Investment Strategy (IS):

The project demonstrates a major and measurable net savings for the Government, strongly supports financial sustainability efforts, or leverages significant non-DOI resources. 100 pts

Consequences of Failure to Act (CFA):

Failure to complete this project would have major direct impacts on public or employee health and safety. 100 pts.

Ranking Categories:

Category	Percent	Score
FCI Rating:	n/a	1.0

API Rating:	n/a	90
API/FCI Score:	(40%)	16
SB Score:	(20%)	20
IS Score:	(20%)	20
CFA Score:	(20%)	20
Total Score:	(100%)	76

Combined ranking factors = (0.40 x API/FCI score) + (0.20 x SB score) + (0.20 x IS score) + (0.20 x CFA score)

Capital Asset Planning

Capital Plan Business Case Required: NO

VE Study: Scheduled 1/2026, Completed TBD

Project Costs and Status

Project Cost Estimate (this PDS):

Activity	Dollars in thousands	Percent
Maintenance/Repair Work:	\$ TBD	100
Modernization / Renewal Work:	\$ 0	100
Total:	\$ TBD	100

Project Funding History (entire project):

History	Dollars in thousands
Funded to Date:	\$ 0
FY 2025 Resources Management Construction Funding (this PDS):	\$ TBD
FY 202# [FLREA/FLTP/Donation, etc.] Funding:	\$ 0
Future Funding to Complete Project:	\$ TBD
Total:	\$ TBD

Class of Estimate: C

Estimate Escalated to: FY 2029/Q4

Planning and Design Funds:

Planning Funds Received in FY 202#: *\$ TBD

Design Funds Received in FY 202#: *\$ TBD

* These amounts for planning and design are included in the total formulated to the FY 2025 budget on this project data sheet.

Major Milestones

Construction Award/Start

- Scheduled: FY 2025/Q1
- Actual: FY 202#/Q#

Project Complete

- Scheduled: FY 2029/Q1
- Actual: FY 202#/Q#

Project Data Sheet

Prepared/Last Updated: 08/2023

DOI Approved: Yes

Annual Operations & Maintenance Costs \$

Current: \$ 0

Projected: \$ 0

Net Change: +/- \$ 0

BUREAU OF INDIAN AFFAIRS
Project Data Sheet

Total Project Score/Ranking: 100

Planned Funding FY 2025: \$ TBD

Funding Source: Resources Management Construction / Irrigation Projects – Rehabilitation A1128

Project Identification

Project Title: Canal 2-A Repair and Rehabilitation

Project Number:

Unit/Facility Name: Walker River Indian Irrigation Project

Region/Area/District: Western Region

Congressional District: 02

State: NV

Project Justification

#	DOI Asset Code	Real Property Unique ID #	API:	FCI-Before:
1	AD22038		80	0.20

Project Description:

Replace unlined portion of Canal 2 from Lateral 2E turnout to Nolan Road crossing with a buried PVC pipe. This project involves Phase II of a current pipeline project. Phase I has been completed. NEPA work and design work to the 30% level has been completed. Phase I of the project reduced maintenance needs along Canal 2 significantly and greatly simplified operations. Phase II will also significantly reduce maintenance needs, as this area frequently needs to be cleared of sand that blows into the canal and simplify operations. This reach has also been identified as a high seepage area. Cost share opportunities are highly likely through the Tribe.

Asset has an FCI of 0.20 and an API of 80.

Therefore, the Asset Priority versus Facility Condition Index, API/FCI = 100

Scope of Benefits (SB):

The rehabilitation and modernization of this structure will improve worker safety, increase operational efficiency, prolong the structure's service life, and potentially enhance fish passage. The project demonstrates a major and measurable contribution to established goals and objectives of the Department and the Bureau, aligning with specific strategic plan outputs and outcomes. 100 pts

Investment Strategy (IS):

The investment strategy demonstrates an on-going position on operation and maintenance costs and a moderate leveraging of non-DOI resources through the use of Operation and Maintenance funds. The project demonstrates a major and measurable net savings for the Government, strongly supports financial sustainability efforts, or leverages significant non-DOI resources. 100 pts

Consequences of Failure to Act (CFA):

Failure to rehabilitate would have a major and measurable direct impact on employee health and safety. The effect on the local economy would be catastrophic as well. 100 pts

Ranking Categories:

Category	Percent	Score
FCI Rating:	n/a	0.20
API Rating:	n/a	80
API/FCI Score:	(40%)	40
SB Score:	(20%)	20
IS Score:	(20%)	20
CFA Score:	(20%)	20
Total Score:	(100%)	100

Combined ranking factors = (0.40 x API/FCI score) + (0.20 x SB score) + (0.20 x IS score) + (0.20 x CFA score)

Capital Asset Planning

Capital Plan Business Case Required: NO

VE Study: Scheduled 1/2024, Completed TBD

Project Costs and Status

Project Cost Estimate (this PDS):

Activity	Dollars in thousands	Percent
Maintenance/Repair Work:	\$ TBD	100
Modernization / Renewal Work:	\$ 0	100
Total:	\$ TBD	100

Project Funding History (entire project):

History	Dollars in thousands
Funded to Date:	\$ 0
FY 2025 Resources Management Construction Funding (this PDS):	\$ TBD
FY 202# [FLREA/FLTP/Donation, etc.] Funding:	\$ 0
Future Funding to Complete Project:	\$ 0
Total:	\$ TBD

Class of Estimate: C

Estimate Escalated to: FY 2029/Q4

Planning and Design Funds:

Planning Funds Received in FY 202#: *\$ TBD

Design Funds Received in FY 202#: *\$ TBD

* These amounts for planning and design are included in the total formulated to the FY 2025 budget on this project data sheet.

Major Milestones

Construction Award/Start

- Scheduled: FY 2026/Q1
- Actual: FY 202#/Q#

Project Complete

- Scheduled: FY 2029/Q4
- Actual: FY 202#/Q#

Project Data Sheet

Prepared/Last Updated: 08/2023

DOI Approved: Yes

Annual Operations & Maintenance Costs \$

Current: \$ 55,000

Projected: \$ 55,000

Net Change: +/--\$ 0

BUREAU OF INDIAN AFFAIRS
Project Data Sheet

Total Project Score/Ranking: 100

Planned Funding FY 2025: \$ TBD

Funding Source: Resources Management Construction / Irrigation Projects – Rehabilitation A1128

Project Identification

Project Title: Lateral 3 Repair and Rehabilitation

Project Number:

Unit/Facility Name: Wapato Indian Irrigation Project

Region/Area/District: Northwest Region

Congressional District: 04

State: WA

Project Justification

#	DOI Asset Code	Real Property Unique ID #	API:	FCI-Before:
1	Multiple		100	1.0

Project Description:

Repair and Modernize existing structures on Lateral following the Wapato Modernization Study, Modernization Study:

1. Installation of a new long-crested weir (LCW) structure in Lateral 3, just downstream of Lateral C Road. This will maintain control for Lateral 3, as well as for a new Lateral 3 Drain discharge structure.
2. Installation of a new sluice gate structure that will divert the majority of the Spencer demand flow rate directly to Lateral 3 Drain. The new sluice gates to Lateral 3 Drain should be designed for suppressed inlet walls and floor, so they will be easy to rate for flow measurement. The gate opening and upstream water depth on the gate could be remotely monitored to determine the flow rate diverted into Lateral 3 Drain. If the sluice gate(s) cannot be designed for free flow (no downstream submergence), two water levels will need to be monitored.
3. Depending upon the water surface elevations, the existing check on Branch Road, directly to the east of the community of Harrah, might be abandoned when a new check is installed farther downstream.

Asset has an FCI of 1.0 and an API of 100.

Therefore, the Asset Priority versus Facility Condition Index, $API/FCI = 100$

Scope of Benefits (SB):

The project demonstrates a major and measurable contribution to established goals and objectives of the Department and the Bureau, aligning with specific strategic plan outputs and outcomes. 100 pts.

Investment Strategy (IS):

The project demonstrates a major and measurable net savings for the Government, strongly supports financial sustainability efforts, or leverages significant non-DOI resources. 100 pts

Consequences of Failure to Act (CFA):

Failure to complete this project would have major direct impacts on public or employee health and safety. 100 pts.

Ranking Categories:

Category	Percent	Score
FCI Rating:	n/a	1.0
API Rating:	n/a	100
API/FCI Score:	(40%)	40
SB Score:	(20%)	20
IS Score:	(20%)	20
CFA Score:	(20%)	20
Total Score:	(100%)	100

Combined ranking factors = (0.40 x API/FCI score) + (0.20 x SB score) + (0.20 x IS score) + (0.20 x CFA score)

Capital Asset Planning

Capital Plan Business Case Required: NO

VE Study: Scheduled TBD, Completed TBD

Project Costs and Status

Project Cost Estimate (this PDS):

Activity	Dollars in thousands	Percent
Maintenance/Repair Work:	\$ TBD	100
Modernization / Renewal Work:	\$ 0	100
Total:	\$ TBD	100

Project Funding History (entire project):

History	Dollars in thousands
Funded to Date:	\$ 0
FY 2025 Resources Management Construction Funding (this PDS):	\$ TBD
FY 202# [FLREA/FLTP/Donation, etc.] Funding:	\$ 0
Future Funding to Complete Project:	\$ TBD
Total:	\$ TBD

Class of Estimate: C

Estimate Escalated to: FY 2029/Q4

Planning and Design Funds:

Planning Funds Received in FY 202#: *\$ TBD

Design Funds Received in FY 202#: *\$ TBD

* These amounts for planning and design are included in the total formulated to the FY 2025 budget on this project data sheet.

Major Milestones

Construction Award/Start

- Scheduled: FY 2026/Q1
- Actual: FY 202#/Q#

Project Complete

- Scheduled: FY 2029/Q4
- Actual: FY 202#/Q#

Project Data Sheet

Prepared/Last Updated: 08/2023

DOI Approved: Yes

Annual Operations & Maintenance Costs \$

Current: \$ 0
Projected: \$ 0
Net Change: +/--\$ 0



BUREAU OF INDIAN AFFAIRS
Project Data Sheet

Total Project Score/Ranking: 100

Planned Funding FY 2025: \$TBD

Funding Source: Resources Management Construction / Irrigation Projects – Rehabilitation A1128

Project Identification

Project Title: Wapato Diversion Dam Rehabilitation and Modernization

Project Number:

Unit/Facility Name: Wapato Indian Irrigation Project

Region/Area/District: Northwest Region

Congressional District: 04

State: WA

Project Justification

#	DOI Asset Code	Real Property Unique ID #	API:	FCI-Before:
1	AD106574	P08I01OS	100	0.75

Project Description:

The Wapato Diversion Dam and Headworks is the main irrigation facility that serves approximately 132,000 acres on the Yakama Nation located in central Washington.

The Wapato Dam is the major diversion structure serving the Wapato Irrigation Project (WIP). It supplies water to a majority of the irrigated acreage. It is located on the Yakima River at RM 106.6, a mile south of Union Gap, near the northwest corner of the Yakama Reservation. It consists of two structures, referred to as the east and a west segment, as the Yakima River is split into two branches (east and west) at this point by an island. The crest length of the east segment is 420 feet, and the crest length of the west segment is 200 feet. Both segments are concrete structures; the west segment was originally 14 feet high and the east segment, 12 feet high (BOR 1984a). During the construction of fish ladders in the 1980s, the crest of both segments was raised approximately 1 foot, resulting in a hydraulic height of approximately 9 feet for both segments. The two segments are connected by a cross dike that traverses the island, containing a sheet pile cutoff wall.

The dam was constructed in the early part of the 20th century. In 1916, Congress appropriated \$200,000 for the construction of a diversion dam on the Yakima River to divert water for a major expansion of irrigation on the Yakama Reservation. Construction of the dam was completed in 1917. In its 86 years, Wapato Dam has been the subject of relatively little maintenance activity. Inspections of the dam after the 1996 and 1997 floods have revealed significant undercutting and scouring at various locations. Corrective actions are currently in the planning stage.

The Main Canal Headwork's and intake are located immediately upstream of and adjacent to the right abutment of the west segment of Wapato Dam. The headworks consist of six concrete intake bays with slide gates, a building situated atop the intake bays that houses the controls for the sliding gates, and a sluice gate on the far-right side of the dam immediately adjacent to the right abutment. The slide gates are adjusted by electric motors. To prevent large debris from entering the intake bays, a trash rack structure is located in the fore-bay approximately 30 feet out from the intake bays. The trash rack is cleaned by a motorized rake that runs on tracks situated on top of the structure.

Asset has an FCI of 0.75 and an API of 100.

Therefore, the Asset Priority versus Facility Condition Index, $API/FCI = 100$

Scope of Benefits (SB):

The rehabilitation and modernization of the Diversion Dam and Headworks will improve worker safety, increase operational efficiency, prolong the structure's service life, and potentially enhance fish passage. The project demonstrates a major and measurable contribution to established goals and objectives of the Department and the Bureau, aligning with specific strategic plan outputs and outcomes. 100 pts

Investment Strategy (IS):

The Wapato Diversion Dam and Headworks investment strategy demonstrates an on-going position on operation and maintenance costs and a moderate leveraging of non-DOI resources through the use of Operation and Maintenance funds. The project demonstrates a major and measurable net savings for the Government, strongly supports financial sustainability efforts, or leverages significant non-DOI resources. 100 pts

Consequences of Failure to Act (CFA):

Failure to rehabilitate the Wapato Diversion Dam and Headworks could have a major and measurable direct impact on employee health and safety. The effect on the local economy would be catastrophic as well. The economic benefits generated by the Wapato Irrigation Project to the local economy are estimated to be as high as \$900,000,000 on an annual basis. As alluded to earlier, the majority of the acres within the Wapato Irrigation Project are served by water that flows through the Wapato Diversion Dam and Headworks. Failure to complete this project would have major direct impacts on public or employee health and safety. 100 pts

Ranking Categories:

Category	Percent	Score
FCI Rating:	n/a	0.75
API Rating:	n/a	100
API/FCI Score:	(40%)	40
SB Score:	(20%)	20
IS Score:	(20%)	20
CFA Score:	(20%)	20
Total Score:	(100%)	100

Combined ranking factors = $(0.40 \times \text{API/FCI score}) + (0.20 \times \text{SB score}) + (0.20 \times \text{IS score}) + (0.20 \times \text{CFA score})$

Capital Asset Planning

Capital Plan Business Case Required: NO

VE Study: Scheduled TBD, Completed TBD

Project Costs and Status

Project Cost Estimate (this PDS):

Activity	Dollars in thousands	Percent
Maintenance/Repair Work:	\$ TBD	100
Modernization / Renewal Work:	\$ 0	100
Total:	\$ TBD	100

Project Funding History (entire project):

History	Dollars in thousands	
Funded to Date:	\$	9,900
FY 2025 Resources Management Construction Funding (this PDS):	\$	TBD
FY 202# [FLREA/FLTP/Donation, etc.] Funding:	\$	0
Future Funding to Complete Project:	\$	TBD
Total:	\$	TBD

Class of Estimate: C

Estimate Escalated to: FY 2029/Q4

Planning and Design Funds:

Planning Funds Received in FY 202#: *\$ TBD

Design Funds Received in FY 202#: *\$ TBD

* These amounts for planning and design are included in the total formulated to the FY 2025 budget on this project data sheet.

Major Milestones

Construction Award/Start

- Scheduled: FY 2026/Q1
- Actual: FY 202#/Q#

Project Complete

- Scheduled: FY 2029/Q1
- Actual: FY 202#/Q#

Project Data Sheet

Prepared/Last Updated: 08/2023

DOI Approved: Yes

Annual Operations & Maintenance Costs \$

Current:	\$	25,000
Projected:	\$	25,000
Net Change:	+/- \$	0



BUREAU OF INDIAN AFFAIRS
Project Data Sheet

Total Project Score/Ranking: 100

Planned Funding FY 2025: \$ TBD

Funding Source: Resources Management Construction / Safety of Dams Projects – Rehabilitation A1124
& Dam Maintenance Projects – Rehabilitation A1125

Project Identification

Project Title: Antelope Dam-SOD Modifications

Project Number: 40160000, AN.WAXD0152.ANT00

Unit/Facility Name: Antelope Dam

Region/Area/District: Great Plains Region

Congressional District: AL

State: SD

Project Justification

DOI Asset Code	FRPP Unique Id#	API:	FCI-Before:
40160000	Antelope Dam	90	1.13

Project Description:

Antelope Dam is located about 2 miles east of Mission, South Dakota on Antelope Creek, one of two major tributaries of the Keya Paha River. Antelope Dam is an earth fill dam constructed in 1939 with a structural height of 25 feet and is 2050 feet long. The dam is used for livestock watering, fishing and other recreation. Antelope Dam has an overall Safety of Dams condition classification of poor and requires immediate attention to improve the classification. The comprehensive dam review identified three expedited safety actions that need to be addressed. An Issue Evaluation and Conceptual Design (planning level) is complete.

Scope of Benefits (SB):

The Safety of Dams (SOD) Program is primarily a public safety program, with the intent to reduce the risks, which are posed by dams located on Indian Reservations, to people, property, and the environment. The SOD program protects the public by identifying and implementing necessary corrective actions to make dams as safe as practically possible and to reduce the potential threat to human life and property due to a catastrophic dam failure. When structural modifications are required to correct safety of dams deficiencies, the program ensures that modifications are completed in an economically, technically, environmentally, and culturally sound manner. The program monitors performance of dams through regular examinations and instrumentation monitoring. The program provides a consistent and logical approach to manage and reduce the risk posed by dams that are under the jurisdiction of the Bureau.

Investment Strategy (IS):

The Antelope Dam investment strategy demonstrates a steady state position on operation and maintenance costs and a moderate leveraging of non-DOI resources.

Consequences of Failure to Act (CFA):

Failure to complete the Antelope Dam would have a major and measurable direct impact on public or employee health and safety.

Ranking Categories:

Category	Percent	Score
FCI Rating:	n/a	1.13
API Rating:	n/a	90
API/FCI Score:	(40%)	40
SB Score:	(20%)	20
IS Score:	(20%)	20
CFA Score:	(20%)	20
Total Score:	(100%)	100

Combined ranking factors = (0.40 x API/FCI score) + (0.20 x SB score) + (0.20 x IS score) + (0.20 x CFA score)

Capital Asset Planning

Capital Plan Business Case Required: NO

VE Study: Completed 2022

Project Costs and Status
Project Cost Estimate (this PDS):

Activity	Dollars in thousands	Percent
Maintenance/Repair Work:	\$ TBD	100
Modernization / Renewal Work:	\$	
Total:	\$ TDB	100

Project Funding History (entire project):

History	Dollars in thousands
Funded to Date:	\$ 1,463
FY 2025 Funding (this PDS):	\$ TBD
FY 202# [FLREA/FLTP/Donation, etc.] Funding:	\$ TBD
Future Funding to Complete Project:	\$ TBD
Total:	

Class of Estimate: C

Estimate Escalated to: TBD

Planning and Design Funds:

Planning Funds Received in FY 2023: \$ 463 (in thousands)

Design Funds Received in FY 2023: \$ 1,000 (in thousands)

* These amounts for planning and design are included in the total formulated to the FY 2025 budget on this project data sheet.

Major Milestones

Construction Award/Start

- Scheduled: 2028
- Actual: TBD

Project Complete

- Scheduled: TBD
- Actual: TBD

Project Data Sheet

Prepared/Last Updated: 08/2023

DOI Approved: YES

Annual Operations & Maintenance Costs \$

Current:	\$	5,000
Projected:	\$	5,000
Net Change:	+/- \$	0

BUREAU OF INDIAN AFFAIRS
Project Data Sheet

Total Project Score/Ranking: 100

Planned Funding FY 2025: \$ TBD

Funding Source: Resources Management Construction / Safety of Dams Projects – Rehabilitation A1124
& Dam Maintenance Projects – Rehabilitation A1125

Project Identification

Project Title: Neopit Dam-SOD Modifications

Project Number: 40160000, AN.WFXD0700.NEO00

Unit/Facility Name: Neopit Dam

Region/Area/District: Midwest Region

Congressional District: 8

State: WI

Project Justification

DOI Asset Code	FRPP Unique Id#	API:	FCI-Before:
40160000	Neopit Dam	95	1.56

Project Description:

Neopit Dam is located on the Menominee Indian Reservation, about 12 miles northwest of Keshena, Wisconsin. The dam is an embankment dam with a concrete spillway located near the left abutment. The dam has a structural height of about 18 feet and a reported crest length of approximately 237 feet. The features associated with this dam include the left and right embankment sections, the concrete spillway, concrete powerplant, and the water treatment facility. The water treatment facility and the concrete powerplant are abandoned, although the Tribe is discussing the potential of re-building the powerplant.

A dam failure flood at Neopit Dam would potentially endanger a Population-At-Risk (PAR) of up to roughly 30 persons on bridges and in homes downstream from the dam. Twelve potential failure modes were evaluated during the course of this Comprehensive Review (CR) and seven of the potential failure modes identified are currently considered to present unacceptably high risks of dam failure, such that they are viewed to represent potential dam safety deficiencies. Five of the potential failure modes are associated with normal operating conditions and two potential failure modes are associated with the spillway and overtopping of the dam during a flood event.

The potential failure modes under normal conditions involve potential erosion at the spillway-embankment contact, internal erosion through the embankment, internal erosion along buried conduits, erosion through the foundation, and failure of the concrete. The risks for these potential failure modes are high due to the uncertainty associated with the estimates for current conditions. The uncertainty is largely a result of the lack of documentation and construction information. There are two potential failure modes associated with flood loadings that warrant expedited action (outstanding EDSA); one is overtopping of the dam and failure due to headward erosion that leads to uncontrolled reservoir releases and the second potential failure mode is similar but is due to debris plugging the spillway and causing overtopping.

The remaining five potential failure modes relate to potential seepage-related failures. Repairing and rehabilitating the dam of these failure modes will bring this dam into an acceptable safety category.

Scope of Benefits (SB):

The Safety of Dams (SOD) Program is primarily a public safety program, with the intent to reduce the risks, which are posed by dams located on Indian Reservations, to people, property, and the environment. The SOD program protects the public by identifying and implementing necessary corrective actions to make dams as safe as practically possible and to reduce the potential threat to human life and property due to a catastrophic dam failure. When structural modifications are required to correct safety of dams deficiencies, the program ensures that modifications are completed in an economically, technically, environmentally, and culturally sound manner. The program monitors performance of dams through regular examinations and instrumentation monitoring. The program provides a consistent and logical approach to manage and reduce the risk posed by dams that are under the jurisdiction of the Bureau.

Investment Strategy (IS):

The Neopit Dam investment strategy demonstrates a steady state position on operation and maintenance costs and a moderate leveraging of non-DOI resources.

Consequences of Failure to Act (CFA):

Failure to complete the Neopit Dam would have a major and measurable direct impact on public or employee health and safety.

Ranking Categories:

Category	Percent	Score
FCI Rating:	n/a	1.56
API Rating:	n/a	95
API/FCI Score:	(40%)	40
SB Score:	(20%)	20
IS Score:	(20%)	20
CFA Score:	(20%)	20
Total Score:	(100%)	100

Combined ranking factors = (0.40 x API/FCI score) + (0.20 x SB score) + (0.20 x IS score) + (0.20 x CFA score)

Capital Asset Planning

Capital Plan Business Case Required: NO

VE Study: Scheduled 2024

Project Costs and Status
Project Cost Estimate (this PDS):

Activity	Dollars in thousands	Percent
Maintenance/Repair Work:	\$ TBD	100
Modernization / Renewal Work:	\$	
Total:	\$ TDB	100

Project Funding History (entire project):

History	Dollars in thousands

Funded to Date:	\$ 4,644
FY 2025 Funding (this PDS):	\$ TBD
FY 202# [FLREA/FLTP/Donation, etc.] Funding:	\$ TBD
Future Funding to Complete Project:	<u>\$ TBD</u>
Total:	

Class of Estimate: C

Estimate Escalated to: TBD

Planning and Design Funds:

Planning Funds Received in FY 2021: \$ 900 (in thousands)

Design Funds Received in FY 2023: \$ 3,744 (in thousands)

* These amounts for planning and design are included in the total formulated to the FY 2025 budget on this project data sheet.

Major Milestones

Construction Award/Start

- Scheduled: 2027
- Actual: TBD

Project Complete

- Scheduled: TBD
- Actual: TBD

Project Data Sheet

Prepared/Last Updated: 08/2023

DOI Approved: YES

Annual Operations & Maintenance Costs \$

Current:	\$	5,000
Projected:	\$	5,000
Net Change:	+/- \$	0

Other Program Construction

OTHER PROGRAM CONSTRUCTION

(Dollars in thousands)

Subactivity Program Element	2023 Enacted	2024 Annualized CR	2025 Fixed Costs	2025 Internal Transfers	2025 Program Changes	2025 President's Budget	Change from 2024 Annualized CR
Telecommunications Improvement & Repair	2,419	2,419			-1,000	1,419	-1,000
Facilities/Quarters Improvement & Repair	4,619	4,619			+732	5,351	+732
Construction Program Management	19,497	19,497	+61	-10,000	+1,317	10,875	-8,622
[Ft. Peck Water System]	[3,445]	[3,445]			[+1,062]	[4,507]	[+1,062]
[Water Safety & Sanitation]	[10,000]	[10,000]		[-10,000]		[0]	[-10,000]
<i>FTE</i>	<i>16</i>	<i>16</i>		<i>-1</i>		<i>15</i>	<i>-1</i>
Water Safety & Sanitation				+10,000		10,000	+10,000
<i>FTE</i>				<i>+1</i>		<i>1</i>	<i>+1</i>
Total Requirements	26,535	26,535	+61		+1,049	27,645	+1,110
<i>FTE</i>	<i>16</i>	<i>16</i>				<i>16</i>	

Summary of 2025 Program Changes

Program Changes	(\$000)	FTE Change
Telecommunications Improvement & Repair	-1,000	
Facilities/Quarters Improvement & Repair	+732	
Construction Program Management	+1,317	
TOTAL, Program Changes	+1,049	

Program Description:

The budget reflects the Biden-Harris Administration's commitments to Indian Country to ensure safe Native communities and address high-priority infrastructure needs. The Other Program Construction program provides funding for the rehabilitation and repair needs of structures in the Indian Affairs (IA) inventory that serve Regional and Agency offices across the Nation, telecommunications towers and equipment, BIA-owned water and wastewater systems, and transitioning the Indian Affairs fleet to all zero emission vehicles by 2030.

Justification of 2025 Program Changes:

The FY 2025 budget request for Other Program Construction program is \$27,645,000 and 16 FTE, a program change of +\$1,049,000 from the 2024 annualized Continuing Resolution (CR).

Telecommunications Improvement & Repair (-\$1,000,000)

DOI Field Communication Modernization (DIFCOM) [-\$1,000,000] - The Department continues to support modernization of Interior's field communications capabilities through a Departmentwide governance structure, implementation guidance, and information collection that supports modernization and interoperability. The request does not provide dedicated funding for implementation of DOI Field Communications Modernization (DIFCOM) projects by region, but BIA will continue to support implementation of field communications modernization efforts through information gathering, and the coordinated, cyclic replacement of equipment and infrastructure.

Facilities/Quarters Improvement & Repair (+\$732,000)

Zero Emission Vehicles [+ \$732,000] - Transitioning DOI's vehicle fleet to ZEVs remains an Administration and Departmental priority. The request provides funding for ZEV activities to support planning and coordination needed to incorporate ZEVs into ongoing fleet management activities.

Construction Program Management (+\$1,317,000)

Ft. Peck Water System [+ \$1,062,000] - In accordance with the requirements of the Fort Peck Reservation Rural Water System Act of 2000, BIA funds operations, maintenance, and repair for the completed sections of the Fort Peck Water System located within the Fort Peck Indian Reservation boundaries. This system ensures a safe and adequate municipal, rural, and industrial water supply for the residents of the Fort Peck Indian Reservation in the State of Montana, as well as the citizens of Roosevelt, Sheridan, Daniels, and Valley counties in the State, outside the Fort Peck Indian Reservation. Funding in FY 2025 will allow IA to fully fund the Fort Peck water system.

Staffing [+ \$152,000] – Funding will support additional staff to manage all major construction or renovation projects, ensuring effective resource protection and improved overall operation of programs in the most cost effective and environmentally responsible manner possible.

Baseline Capacity [+ \$103,000] – The 2025 budget includes important investments in programs needed to help strengthen America and be more competitive as the world continues to change. These investments include funding needed to maintain a strong, talented workforce and the must-pay requirements needed to continue to fulfill BIA's mission. The baseline capacity reflects the incremental amount needed to cover the fixed costs associated with mission operations in FY 2024. This request in combination with the FY 2025 fixed costs amounts will allow the program to meet must-pay requirements without impacting program activities.

Other Program Construction Overview:

The Other Program Construction program major activities include:

- Telecommunications Improvement and Repair
- Facilities/Quarters Improvement and Repair (F/QI&R)
- Construction Program Management

Subactivity - Telecommunications Improvement & Repair (FY 2025: \$1,419,000):

Program Overview:

IA operates telecommunication sites that are critical to the Bureaus' mission. Identifying and remediating telecommunication issues are critical to the continuity of operations. Telecommunication projects target the repair or replacement of radio towers, base stations, and infrastructure; correction of safety conditions; and damage caused by fire, acts of nature, vandalism, etc. Telecommunication projects ensure compliance with regulations, correct identified life safety deficiencies, replace systems that fall outside the narrowband requirements, and provide emergency repairs.

Subactivity - Facilities/Quarters Improvement & Repair (FY 2025: \$5,351,000):

Program Overview:

IA performs facilities/quarters improvement and repair (F/QI&R) work on existing administrative facilities. The program prioritizes projects to improve the safety and protect the health of employees and the public in administrative buildings.

Minor Improvement and Repair [\$2,729,000]:

Funds are used to correct priority deficiencies and support code compliance repairs necessary to provide safe, functional facilities and minimize program personnel's exposure to potential life, safety, and health hazards. The program will focus on the disposal backlog of facilities that are ready for demolition or transfer to Tribes within the General Administration portfolio.

Facility Condition Assessments [\$640,000]:

The purpose of the program is to complete a comprehensive condition assessment and inventory validation of all IA-owned or -leased real property assets on a three-year cycle. Assessments identify new deficiencies and validate existing deficiencies tracked in the Indian Affairs Facilities Management System (IA-FMS) for assets that provide Trust Services to Tribes and Tribal members. Condition assessments identify Deferred Maintenance (DM) needs and include a computation of the current replacement value of each asset, which is necessary to calculate the asset's Facility Condition Index (FCI). Condition assessments include major building systems such as fire and life safety, HVAC, and electrical systems, as well as structural integrity evaluations.

Emergency Repairs [\$200,000]:

The Emergency Repairs program provides reimbursement funds to mitigate or eliminate immediate threats to life, safety, health or property.

Environmental Projects [\$350,000]:

The Environmental Projects program addresses environmental clean-up in accordance with environmental laws and regulations. Specifically, funds are used to assess, characterize, remediate, and monitor potential or actual releases of environmental contaminants at IA-owned general administration facilities.

Environmental projects include the upgrade or replacement of storage tanks, wastewater systems, water systems, water towers, or wells; removal and disposal of contaminated soils and hazardous or toxic

materials; abatement of asbestos and lead paint; and sampling and analysis of environmental contaminants, including testing for and mitigation of radon gas.

Zero Emission Vehicles and Charging Infrastructure [\$1,432,000]:

The request for BIA includes \$1.4 million in the Facilities/Quarters Improvement & Repair program to support vehicle fleet lifecycle replacement, fleet requirements analysis, charging infrastructure planning and deployment, and fleet capabilities assessments. Across Interior, the 2025 request includes \$13 million for this purpose. This funding will continue Interior's efforts to right-size its fleet and replace vehicles with more efficient, mission capable, zero emissions vehicles (ZEV) at the right locations and with the right vehicle mix to deliver Interior's missions. BIA's fleet planning efforts will continue to ensure ZEVs are integrated into the overall fleet plan, prioritizing locations and appropriate missions for deployment of these vehicles. Additionally, this funding will assist BIA with adapting electric vehicle support equipment planning and deployment to address installation requirements which vary by geographic region. Finally, this funding provides BIA with the necessary support to coordinate fleet lifecycle replacement with infrastructure deployment.

Subactivity - Construction Program Management (FY 2025: \$10,875,000; FTE: 15):

Program Overview:

Construction Program Management provides for national strategic, operational, and liaison support for facilities programs. Staff will assist the program to ensure all major construction or renovation projects materially contribute to effective resource protection and improved overall operation of programs in the most cost effective and environmentally responsible manner possible. The program also manages and oversees all maintenance programs, which are accomplished through commercial contracts, Pub. L. 93-638 contracts, Pub. L. 100-297 grants, or compacts with Tribes or Tribal organizations.

Construction Program Management [\$4,868,000; FTE: 15]:

Construction program management staff supports the construction, repair, and replacement of administrative facilities that provide Trust Services to Tribes across the IA inventory which includes 61,024 buildings—more than 30.6 million square feet—nation-wide and includes all associated site utilities. The buildings are located in 28 States and are distributed over approximately 407 sites that are often remote and isolated.

Indian Affairs-Facility Management System (IA-FMS) [\$1,500,000]:

The IA-FMS is a suite of applications that integrate work management and asset management functions of the IA construction program. IA-FMS is built on the facility maintenance management system used by all DOI bureaus. DOI has an enterprise license agreement on behalf of the bureaus to address licensing requirements. Each bureau is required to pay a DOI License Cost Allocation each year to DOI. The IA-FMS interfaces with the DOI system of record, the Financial and Business Management System (FBMS), on facility maintenance activities associated with IA-funded assets that include schools, detention centers, telecommunication towers, and general administration facilities. The IA-FMS serves as the primary tool for gathering, tracking, and monitoring maintenance data on IA-funded assets.

Fort Peck Water System [\$4,507,000]:

In accordance with the requirements of the Fort Peck Reservation Rural Water System Act of 2000, BIA funds operations, maintenance, and repair for the completed sections of the Fort Peck Water System located within the Fort Peck Indian Reservation boundaries. This system ensures a safe and adequate municipal, rural, and industrial water supply for the residents of the Fort Peck Indian Reservation in the State of Montana, as well as the citizens of Roosevelt, Sheridan, Daniels, and Valley counties in the State, outside the Fort Peck Indian Reservation.

Subactivity – Water Safety & Sanitation (FY 2025: \$10,000,000; FTE: 1):***Program Overview:***

In prior years, this funding was part of the Construction Program Management subactivity. Indian Affairs is requesting a separate subactivity for this program in FY 2025 in order to more effectively track and implement this program. This program supports improvement and repair projects that address public health and safety compliance issues at BIA-owned drinking water and sanitation systems. These Water Safety & Sanitation funds will be used to address EPA notice of violations, contamination issues, critical risks of system failure, water quality, supply, system deficiencies, systems near end of service life, review of historic evaluations to determine potential future preventative measures, system upgrades as needed, and removal of lead plumbing from Indian Affairs facilities. Additionally, the program will conduct assessments of BIA water systems to guide investments that will systematically improve water sanitation. The activities planned for this Program support the Justice40 initiative's goals to invest in disadvantaged communities.

Indian Affairs
Other Program Construction Five-Year Plan -- FY 2025 - 2029

Fund Year	Priority Within the FY	Facility or Unit/Program Name	Project Title	Congressional District	Total Project Cost	Funded to Date	Funding Request	Remaining to be Funded	Future Years of Plan with Funding	Investment Category/ Work Classification	Funding Sources for Other Phases	DOI Score	Estimated DM&R Addressed
2025		Telecommunications Improvement and Repair	Multiple projects at various locations				1,419						
			<i>Telecommunications Improvement and Repair</i>				<i>1,419</i>						
2025		Facilities/Quarters Improvement and Repair	Minor Improvement and Repair				2,729		Ongoing				
2025		Facilities/Quarters Improvement and Repair	Facility Condition Assessments				640		Ongoing				
2025		Facilities/Quarters Improvement and Repair	Emergency Repairs				200		Ongoing				
2025		Facilities/Quarters Improvement and Repair	Environmental Projects				350		Ongoing				
2025		Facilities/Quarters Improvement and Repair	Zero Emission Vehicles and Charging Infrastructure				1,432						
			<i>Facilities / Quarters Improvement and Repair</i>				<i>5,351</i>						
2025		Program Management	Oversight for all IA Facilities Programs				4,868		Ongoing				
2025		Indian Affairs-Facility Management System	Facility/Asset Management Software				1,500		Ongoing				
2025		[Ft. Peck Water System]	OM&R of completed portions of the water system	MT - AL			4,507		Ongoing				
			<i>Construction Program Management</i>				<i>10,875</i>						
2025		Water Safety and Sanitation					10,000						
			<i>Water Safety and Sanitation</i>				<i>10,000</i>						
			Total Other Program Construction				27,645						

Indian Affairs
Other Program Construction Five-Year Plan -- FY 2025 - 2029

Fund Year	Priority Within the FY	Facility or Unit/Program Name	Project Title	Congressional District	Total Project Cost	Funded to Date	Funding Request	Remaining to be Funded	Future Years of Plan with Funding	Investment Category/ Work Classification	Funding Sources for Other Phases	DOI Score	Estimated DM&R Addressed
2026		Telecommunications Improvement and Repair	Multiple projects at various locations				1,419						
			<i>Telecommunications Improvement and Repair</i>				<i>1,419</i>						
2026		Facilities Improvement and Repair	Multiple projects at various locations				5,351		Ongoing				
			<i>Facilities / Quarters Improvement and Repair</i>				<i>5,351</i>						
2026		Program Management	Oversight for all IA Facilities Programs				4,868		Ongoing				
2026		Indian Affairs-Facility Management System	Facility/Asset Management Software				1,500		Ongoing				
2026		[Ft. Peck Water System]	OM&R of completed portions of the water system	MT - AL			4,507		Ongoing				
			<i>Construction Program Management</i>				<i>10,875</i>						
2026		Water Safety and Sanitation					10,000						
			<i>Water Safety and Sanitation</i>				<i>10,000</i>						
			Total Other Program Construction				27,645						

Indian Affairs
Other Program Construction Five-Year Plan -- FY 2025 - 2029

Fund Year	Priority Within the FY	Facility or Unit/Program Name	Project Title	Congressional District	Total Project Cost	Funded to Date	Funding Request	Remaining to be Funded	Future Years of Plan with Funding	Investment Category/ Work Classification	Funding Sources for Other Phases	DOI Score	Estimated DM&R Addressed
2027		Telecommunications Improvement and Repair	Multiple projects at various locations				1,419						
			<i>Telecommunications Improvement and Repair</i>				<i>1,419</i>						
2027		Facilities Improvement and Repair	Multiple projects at various locations				5,351		Ongoing				
			<i>Facilities / Quarters Improvement and Repair</i>				<i>5,351</i>						
2027		Program Management	Oversight for all IA Facilities Programs				4,868		Ongoing				
2027		Indian Affairs-Facility Management System	Facility/Asset Management Software				1,500		Ongoing				
2027		[Ft. Peck Water System]	OM&R of completed portions of the water system	MT - AL			4,507		Ongoing				
			<i>Construction Program Management</i>				<i>10,875</i>						
2027		Water Safety and Sanitation					10,000						
			<i>Water Safety and Sanitation</i>				<i>10,000</i>						
			Total Other Program Construction				27,645						

Indian Affairs
Other Program Construction Five-Year Plan -- FY 2025 - 2029

Fund Year	Priority Within the FY	Facility or Unit/Program Name	Project Title	Congressional District	Total Project Cost	Funded to Date	Funding Request	Remaining to be Funded	Future Years of Plan with Funding	Investment Category/ Work Classification	Funding Sources for Other Phases	DOI Score	Estimated DM&R Addressed
2028		Telecommunications Improvement and Repair	Multiple projects at various locations				1,419						
			<i>Telecommunications Improvement and Repair</i>				<i>1,419</i>						
2028		Facilities Improvement and Repair	Multiple projects at various locations				5,351		Ongoing				
			<i>Facilities / Quarters Improvement and Repair</i>				<i>5,351</i>						
2028		Program Management	Oversight for all IA Facilities Programs				4,868		Ongoing				
2028		Indian Affairs-Facility Management System	Facility/Asset Management Software				1,500		Ongoing				
2028		[Ft. Peck Water System]	OM&R of completed portions of the water system	MT - AL			4,507		Ongoing				
			<i>Construction Program Management</i>				<i>10,875</i>						
2028		Water Safety and Sanitation					10,000						
			<i>Water Safety and Sanitation</i>				<i>10,000</i>						
			Total Other Program Construction				27,645						

Indian Affairs
Other Program Construction Five-Year Plan – FY 2025 - 2029

Fund Year	Priority Within the FY	Facility or Unit/Program Name	Project Title	Congressional District	Total Project Cost	Funded to Date	Funding Request	Remaining to be Funded	Future Years of Plan with Funding	Investment Category/ Work Classification	Funding Sources for Other Phases	DOI Score	Estimated DM&R Addressed
2029		Telecommunications Improvement and Repair	Multiple projects at various locations				1,419						
			<i>Telecommunications Improvement and Repair</i>				<i>1,419</i>						
2029		Facilities Improvement and Repair	Multiple projects at various locations				5,351		Ongoing				
			<i>Facilities / Quarters Improvement and Repair</i>				<i>5,351</i>						
2029		Program Management	Oversight for all IA Facilities Programs				4,868		Ongoing				
2029		Indian Affairs-Facility Management System	Facility/Asset Management Software				1,500		Ongoing				
2029		[Ft. Peck Water System]	OM&R of completed portions of the water system	MT - AL			4,507		Ongoing				
			<i>Construction Program Management</i>				<i>10,875</i>						
2029		Water Safety and Sanitation					10,000						
			<i>Water Safety and Sanitation</i>				<i>10,000</i>						
			Total Other Program Construction				27,645						

Indian Land & Water Claim
Settlements & Miscellaneous
Payments

DEPARTMENT OF THE INTERIOR

BUREAU OF INDIAN AFFAIRS

Appropriation Language Sheet

Indian Land and Water Claim Settlements and Miscellaneous
Payments to Indians

For payments and necessary administrative expenses for implementation of Indian land and water claim settlements pursuant to Public Laws 99–264, 101–618, and 117–349, and for implementation of other land and water rights settlements, \$45,897,000, to remain available until expended.

Note.--A full-year 2024 appropriation for this account was not enacted at the time the Budget was prepared; therefore, the Budget assumes this account is operating under the Continuing Appropriations Act, 2024 and Other Extensions Act (Division A of Public Law 118–15, as amended). The amounts included for 2024 reflect the annualized level provided by the continuing resolution.

Dollars in Thousands (\$000)

ACCOUNT ACTIVITY Sub Activity	2023 Enacted		2024 Annualized CR		Fixed Costs (+/-)	Internal Transfers (+/-)	Program Changes (+/-)		2025 Request		Change from 2024 Annualized CR (+/-)
	Amount	FTE	Amount	FTE	Amount	Amount	Amount	FTE	Amount	FTE	Amount
INDIAN LAND & WATER CLAIM SETTLEMENTS & MISCELLANEOUS PAYMENTS TO INDIANS											
LAND SETTLEMENTS:											
White Earth Land Settlement Act (Adm.)	625	-	625	-	-	-	-	-	625	-	-
WATER SETTLEMENTS:											
Hualapai Tribe Water Rights Settlement Act	-	-	-	-	-	-	+45,000	-	45,000	-	+45,000
MISCELLANEOUS PAYMENTS:											
Truckee River Operating Agreement	200	-	200	-	-	-	+72	-	272	-	+72
TOTAL, SETTLEMENTS/MISC. PAYMENTS	825	-	825	-	-	-	+45,072	-	45,897	-	+45,072

INDIAN LAND AND WATER CLAIM SETTLEMENTS AND MISCELLANEOUS PAYMENTS TO INDIANS

(Dollars in thousands)

Subactivity Program Element	2023 Enacted	2024 Annualized CR	2025 Fixed Costs (+/-)	2025 Internal Transfers (+/-)	2025 Program Changes (+/-)	2025 President's Budget	Change from 2024 Annualized CR (+/-)
LAND SETTLEMENTS:							
White Earth Land Settlement Act (Adm.) (Pub.L. 99-264)	625	625				625	
WATER SETTLEMENTS:							
Hualapai Tribe Water Rights Settlement Act of 2022 (Pub.L. 117-349)					+45,000	45,000	+45,000
MISCELLANEOUS PAYMENTS:							
Truckee River Operating Agreement (Pub.L. 101-618)	200	200			+72	272	+72
Total Requirements	825	825			+45,072	45,897	+45,072
<i>FTE</i>							

Summary of 2025 Program Changes

Program Changes	(\$000)	FTE Change
Hualapai Tribe Water Rights Settlement Act of 2022 (Pub.L. 117-349)	+45,000	
Truckee River Operating Agreement (Pub.L. 101-618)	+72	
TOTAL, Program Changes	+45,072	

Justification of 2025 Program Changes:

The FY 2025 budget request for the Indian Land and Water Claim Settlements and Miscellaneous Payments to Indians is \$45,897,000 and 0 FTE, a program change of +\$45,072,000 and 0 FTE from the 2024 continuing resolution.

Hualapai Tribe Water Rights Settlement Act of 2022 (Pub.L. 117-349) (+\$45,000,000):

The request introduces initial funding of \$45.0 million for Federal payment authorized in the Hualapai Tribe Water Rights Settlement Act of 2022 (Pub.L. 117-419). The bill authorizes discretionary appropriations of \$317 million plus indexing to the Tribe for the construction of the Hualapai Water project and related purposes that will provide much needed water to the Tribe. Per the Act, all Federal payments to satisfy the settlement principal must be made by April 15, 2029.

Truckee River Operating Agreement (Pub.L. 101-618) (+\$72,000):

The 2025 budget request will be used for Federal obligation of the Truckee River Operating Agreement (TROA). Additional funds will be used for BIA's assessed amount for Operations & Maintenance at Boca Dam and Reservoir that is now part of the TROA Federal court order requiring a Federal share.

Indian Land and Water Claim Settlements and Miscellaneous Payments to Indians (FY 2025: \$45,897,000):

Program Overview:

The Biden-Harris Administration maintains a strong commitment to reach settlements, sometimes requiring Federal appropriations, to resolve Tribal land, water rights, and other claims. Settlements often end decades of controversy and contention among Tribes and neighboring communities. Securing Tribal and individual Indian rights to historic land and ensuring permanent access to clean reliable water supply is important to Tribal sovereignty, quality of life, economic security, and sustained fundamental cultural values. To support these goals, DOI implements enacted Indian land and water rights settlements. The 2025 budget proposes to fund the following enacted settlements and agreement:

Subactivity - Land Settlements (FY 2025: \$625,000):

White Earth Land Settlement Act (Administration) (Pub.L. 99-264)

The White Earth Land Settlement Funds are used to investigate and verify questionable transfers of land by which individual Indian allottees or their heirs were divested of ownership and to achieve the payment of compensation to allottees or heirs in accordance with Pub.L. 99-264. A major portion of work is contracted under the authority of Pub.L. 93-638, as amended, to the White Earth Reservation Business Committee.

Subactivity - Water Settlements (FY 2025: \$45,000,000):

Program Description:

The Biden-Harris Administration is committed to clean, safe drinking water and water infrastructure in Indian Country and all communities. The BIA implements provisions of enacted water rights settlements that authorize appropriations. These investments improve the health and well-being of Tribal members and preserve existing economies and, over the long-term, bring the potential for jobs and economic development.

As of March 2024, the Hualapai Tribe Water Rights Settlement is the only water rights settlement requiring BIA payment through discretionary appropriations. All previous BIA water rights settlement payment requirements were met either through discretionary appropriations or the \$2.5 billion Indian Water Rights Settlement Completion Fund (IWRSCF) established in the Infrastructure Investment and Jobs Act (Pub.L. 117-58, referred to as the Bipartisan Infrastructure Law (BIL)). The Hualapai settlement is not eligible to use IWRSCF funding because IWRSCF can only be used to pay settlements enacted before establishment of the IWRSCF in November 2021. The Hualapai settlement was enacted in 2023.

Enacted water rights settlements have become increasingly costly for the Federal government in the last several years making payments difficult to accommodate within discretionary appropriation limitations. To support the funding stability for water settlements enacted after BIL, the 2025 Budget continues to

propose legislation to expand the Indian Water Rights Settlement Completion Fund to provide a mandatory funding source for settlements. The proposal would provide a total of \$2.8 billion in mandatory funding to the Indian Water Rights Settlement Completion Fund; \$250 million annually over ten years for enacted and future water rights settlements, and \$34 million annually over ten years for requirements associated with the Ak Chin Indian Water Rights Settlement Project, the Animas-La Plata Project (Colorado Ute Settlement), the Columbia and Snake River Salmon Recovery Project (Nez Perce Settlement), and the Navajo-Gallup Water Supply Project.

Enactment of this new mandatory funding for Indian Water Rights Settlements in FY 2025, will allow the Bureau of Indian Affairs to effectively fully fund the costs of the Hualapai Tribe Water Rights Settlement Act of 2022 by the settlement enforceability date in April 2029 without relying on annual discretionary appropriations requests.

Hualapai Tribe Water Rights Settlement Act of 2022 (Pub.L. 117-349)

The Hualapai Tribe Water Rights Settlement Act of 2022 settles the Tribe's water rights claims in Arizona and is the result of over a decade of dedicated, good-faith negotiations among the Tribe, the Federal government, the State of Arizona, and other parties. The bill approves a settlement agreement that will provide much needed water to the Tribe. The enacted settlement establishes the Hualapai Water Trust Fund Account with authorized funding of \$312 million that the Tribe can use to develop water infrastructure on its Reservation. The legislation also establishes the Hualapai Water Settlement Implementation Fund Account with authorized funding of \$5 million for groundwater monitoring in the Truxton Basin. The Act's provisions will help provide certainty to the Tribe and to surrounding communities regarding access to water resources, enable Tribal economic growth, and promote Tribal sovereignty and self-sufficiency.

Subactivity – Miscellaneous Payments (FY 2025: \$272,000):

Truckee River Operating Agreement (TROA) (Pub.L. 101-618)

Funds will be used to pay the BIA share of ongoing administrative fees for the Truckee River Operating Agreement authorized in Section 205 of the Truckee-Carson-Pyramid Lake Water Settlement Act for services provided to implement the settlement. In addition, funds will be used to pay the BIA share of the cost of operation and maintenance of Boca Dam and Reservoir pursuant to Section 7 of the Truckee River Operating Agreement.

Part of TROA administrative fees pay to retain a Special Hearing Officer, whose responsibility it is to hear disagreements among all TROA parties. The TROA administration fee also pays for the TROA Administrator to operate and maintain the Truckee River Operations model, a 15-month model, the output from which is used by all TROA parties to plan storage and use of their water.

Indian Guaranteed Loan Program

DEPARTMENT OF THE INTERIOR

BUREAU OF INDIAN AFFAIRS

Appropriation Language Sheet

Indian Guaranteed Loan Program Account

For the cost of guaranteed loans and insured loans, \$14,489,000, to remain available until September 30, 2026, of which \$3,285,000 is for administrative expenses, as authorized by the Indian Financing Act of 1974: Provided, That such costs, including the cost of modifying such loans, shall be as defined in section 502 of the Congressional Budget Act of 1974: Provided further, That these funds are available to subsidize total loan principal, any part of which is to be guaranteed or insured, not to exceed \$223,615,323.

Note.--A full-year 2024 appropriation for this account was not enacted at the time the Budget was prepared; therefore, the Budget assumes this account is operating under the Continuing Appropriations Act, 2024 and Other Extensions Act (Division A of Public Law 118–15, as amended). The amounts included for 2024 reflect the annualized level provided by the continuing resolution.

Summary of Requirements
Bureau of Indian Affairs
INDIAN GUARANTEED LOAN PROGRAM
Dollars in Thousands (\$000)

ACCOUNT ACTIVITY Sub Activity	2023 Enacted		2024 Annualized CR		Fixed Costs (+/-)	Internal Transfers (+/-)	Program Changes (+/-)		2025 Request		Change from 2024 Annualized CR (+/-)
	Amount	FTE	Amount	FTE	Amount	Amount	Amount	FTE	Amount	FTE	Amount
INDIAN GUARANTEED LOAN PROGRAM											
SUBSIDIES	11,204	-	11,204	-	-	-	-	-	11,204	-	-
PROGRAM MANAGEMENT	2,680	-	2,680	-	+37	-	+568	-	3,285	-	+605
TOTAL, INDIAN GUARANTEED LOAN PROGRAM	13,884	-	13,884	-	+37	-	+568	-	14,489	-	+605

Bureau of Indian Affairs
LOANS
Justification of Fixed Costs Changes
(Dollars In Thousands)

Fixed Cost Element	2024 Annualized CR or Change	2024 Annualized CR to 2025 Request Change	Description
Change in Number of Paid Days	+6	0	Total paid days for FY 2025 is 261 (2088 hours) which is the same number of days as FY 2024.
Pay Raise	+71	+37	The President's Budget for 2025 includes one quarter (October-December 2024) of the 5.2% pay raise for 2024 and three quarters (January-September 2025) of the estimated 2.0% pay raise for 2025.
Total, Account 2025		+37	

INDIAN GUARANTEED LOAN PROGRAM

(Dollars in thousands)

Subactivity Program Element	2023 Enacted	2024 Annual- ized CR	2025 Fixed Costs	2025 Internal Transfers	2025 Program Change	2025 Request	Change from 2024 (+/-)
Subsidies	11,204	11,204				11,204	
Program Management	2,680	2,680	+37		+568	3,285	+605
Total Requirements	13,884	13,884	+37		+568	14,489	+605

Summary of 2025 Program Changes

Program Changes	(\$000)	FTE Change
Program Management	+568	
TOTAL, Program Changes	+568	

Program Description:

The Indian Guaranteed Loan Program (IGLP) is part of the Office of Indian Economic Development and is managed by the Division of Capital Investment (DCI). The IGLP supports the President's commitment to expand economic and community development in Indian Country by aiding Indian businesses to obtain loans from private lenders through issuing loan guarantees, and insuring loans, all of which increases lending to Indian businesses by reducing the risk to lenders. The IGLP propels Tribal community development by promoting the creation or expansion of Indian businesses that provide goods and services to Tribal communities and by advancing infrastructure development in Indian Country. A direct result of the IGLP's activity is the creation and retention of jobs with wages that can support decent living conditions and economic expansion in the communities the IGLP serves.

Justification of FY 2025 Program Changes:

The FY 2025 budget request for the Indian Guaranteed Loan Program activity is \$14,489,000 and 0 FTE, a program change of +\$568,000 from the 2024 Continuing Resolution level.

Program Management (+\$568,000)

Program Management [+\$500,000] – An increase in program management funding will improve the program's ability to support Indian Country. The increase would assist Office of Indian Economic Development in finding creative ways to support and deliver this valuable program, while maintaining low loss rates, accessibility to borrowers and lenders, and regular, responsible reporting to officials at Treasury, OMB, Congress, and other stakeholders.

The increase will support additional and expanded technical assistance to applicants and lenders. The program will be able to expand business and loan structuring advice, better analyze applications, and

address the administrative functions necessitated by modern IT, training, reporting and record-keeping functions. The increase will support the program's ability to improve risk management, work collaboratively with lenders and borrowers to optimize economic development opportunities, and ensure the program is in the position of closely monitoring lenders and loans to get ahead of and mitigate new issues as they emerge.

Baseline Capacity [+\$68,000] – The 2025 budget includes important investments in programs needed to help strengthen America and be more competitive as the world continues to change. These investments include funding needed to maintain a strong, talented workforce and the must-pay requirements needed to continue to fulfill BIA's mission. The baseline capacity reflects the incremental amount needed to cover the fixed costs associated with mission operations in FY 2024. This request in combination with the FY 2025 fixed costs amounts will allow the program to meet must-pay requirements without impacting program activities.

Indian Guaranteed Loan Program Overview:

Funding for IGLP supports subsidies of new loans issued under the Loan Guarantee, Insurance and Interest Subsidy program, part of the Indian Financing Act of 1974 (Pub.L. 93-262), as amended. Loan guarantees and insurance for new loans made by private lenders to Indian-owned businesses in Indian country cover outstanding loan principal and accrued interest to reduce lender risk and make Indian business financing more readily available.

In addition to IGLP loans, the program's credit portfolio includes loan guarantees issued prior to FY 1992, originally supported by the Indian Loan Guarantee and Insurance Fund, which is no longer in existence. The IGLP also supports monitoring and enforced collection of direct loans made under the Indian Financing Act prior to 1995, when that program was terminated, some with terms as long as 30 years.

Subactivity - Subsidies (FY 2025: \$11,204,000; FTE: 0):

Program Overview:

The IGLP Subsidies subactivity helps Indian businesses obtain loans from private lenders by issuing loan guarantees and insuring loans. Loan guarantees and insurance for new loans cover up to 90 percent of outstanding loan principal and accrued interest to reduce lender risk and make Indian business financing more readily available. Loans guaranteed or insured by the program support everything from business start-ups to business expansion, to renovation required to remain competitive, to restructuring. Many of the loans the program makes possible have a profound impact on a local Indian community's quality of life: facilitating cultural museums, health clinics, services otherwise unavailable to a geographically remote community, well-designed and properly functioning administrative buildings, and similar projects. In 2025, the request supports \$223.6 million in loan principal for new loans made by private lenders to Indian-owned businesses in Indian country.

Loan Guarantees - This program directly supports Indian business efforts to become and remain competitive in an economy that is linked regionally, nationally, and internationally. A loan guarantee is an agreement for eligible loans that the IGLP will pay the lender to pay up to 90% of loan principal if the

borrower defaults on the loan. Loan guarantee premiums are two percent of the guaranteed amount. In the case of default, the borrower remains liable to repay the IGLP for the outstanding amount owed. Guaranteed loans reduce the risk to the lender and improve loan terms for the borrower, providing Indian entrepreneurs the capital they need to develop and grow their businesses. In FY 2023, DCI offered 17 loan guarantees totaling over \$149.5 million. In 2025, DCI anticipates offering loan guarantees totaling over \$200 million.

Loan Insurance - The program issues loan insurance primarily for smaller projects, many of them start-ups. Through the Loan Insurance program, the IGLP will pay a claim to the lender for unpaid loan principal if the borrower defaults on an insured loan. Lenders and borrowers benefit from both the cost and speed of this credit enhancement program. Loan insurance premiums are just one percent of the insured loan amount. Because DCI normally does not have to review the lender's underwriting before insurance becomes effective, borrowers and lenders can proceed rapidly to loan closing, without waiting for government approval. Some borrowers have successfully entered the health food manufacturing industry. Others have opened or expanded businesses offering their communities services such as tailoring, hauling, restaurants, childcare, and other essential services, enhancing the local quality of life. In FY 2023, lenders issued 53 insured loans. In 2025, DCI anticipates insuring loans totaling approximately \$3 million.

Lending enabled by the 2025 budget will support an increasingly diverse and sophisticated array of Indian businesses, including the types of Indian-owned businesses Tribal members have historically had to go off-reservation to obtain, such as health care, recreational options, restaurants, clothing, plumbing services, etc. The Indian Loan Guarantee and Insurance Program addresses potential lender concerns for servicing Indian communities and allows lenders to offer financing on commercially reasonable terms.

Subactivity - Program Management (FY 2025: \$3,285,000; FTE: 0):

Program Overview:

Funds are used to pay for salaries, travel, training, program marketing and outreach, program management software, file management, and operational costs. Program management includes DCI's administration of the program's credit portfolio, development and implementation of program policies, oversight of regulatory compliance, application review, loan modification analysis, claim for loss review, and enforced collection of assigned guaranteed and insured loans once there has been payment on a claim for loss and DCI is subrogated to the rights of the lender. DCI staff interact directly with lenders, borrowers, and local economic development organizations to provide technical assistance for loan guarantee applications. Field representatives monitor, prepare reports on, and, when necessary, address problems with outstanding loans. To ensure sound program management and oversight, DCI works regularly with representatives of the Department of Justice and Department of the Treasury, as well as the DOI Office of the Solicitor.

Permanent Appropriations

DEPARTMENT OF THE INTERIOR

BUREAU OF INDIAN AFFAIRS

PERMANENT APPROPRIATIONS

14-2204	White Earth Settlement Fund
14-99250	Miscellaneous Permanent Appropriations
14-5468	Power Revenues, Indian Irrigation Projects
14-5240	Operations and Maintenance, Irrigation Systems
14-5442	Alaska Resupply Program
14-2623	Claims and Treaty Obligations
14-5051	Operation and Maintenance of Quarters
14-5740	Selis-Qlispe Ksanka Settlement Trust Fund
14-2628	Indian Guaranteed Loan Program Account
14-4409	Revolving Fund for Loans Liquidating Account
14-4410	Indian Loan Guaranty and Insurance Fund Liquidating Account
14-4415	Indian Guaranteed Loan Financing Account
14-4416	Indian Direct Loan Financing Account

WHITE EARTH SETTLEMENT FUND

(Dollars in thousands)

Account	2023 Enacted	2024 Annualized CR	2025 Fixed Costs (+/-)	2025 Internal Transfers (+/-)	2025 Program Changes (+/-)	2025 President's Budget	Change from 2024 Annualized CR (+/-)
White Earth Land Settlement fund	232	1,750				1,750	0
<i>FTE</i>							0
Total Requirements	232	1,750				1,750	0
<i>Total FTE</i>							0

White Earth Land Settlement Fund (FY 2025: \$1,750,000):

Program Overview:

The White Earth Reservation Land Settlement Act of 1985 (Pub.L. 99-264) authorizes the payment of funds to eligible allottees or heirs as defined in the Act. The payment of funds shall be treated as the final judgment, award, or compromise settlement under the provisions of Title 31, United States Code, section 1304. Compensation is paid for the fair market value as of the date of questionable taking of allotted land, less any compensation actually received, plus compound interest to the date of payments.

MISCELLANEOUS PERMANENT APPROPRIATIONS

(Dollars in thousands)

Account	2023 Enacted	2024 Annualized CR	2025 Fixed Costs (+/-)	2025 Internal Transfers (+/-)	2025 Program Changes (+/-)	2025 Request	Change from 2024 Annualized CR (+/-)
Power Revenues, Indian Irrigation Projects	89,949	89,757				89,318	-439
<i>FTE</i>	85	85				85	0
O&M Indian Irrigation Systems	38,819	38,960				40,123	+1,163
FTE	155	155				155	0
Alaska Resupply Program	355	354				373	+19
<i>FTE</i>	1	1				1	0
Claims and Treaty Obligations	41	41				41	0
<i>FTE</i>							0
Total Requirements	129,164	129,112				129,855	+743
<i>Total FTE</i>	241	241				241	0

Activity – Power Revenues, Indian Irrigation Projects (FY 2025: \$89,318,000; FTE: 85):

Program Overview:

The BIA owns three power projects: two in Arizona and one in Montana. The BIA operates and maintains the San Carlos Irrigation and Power Project and the Colorado River Power Project in Arizona. The Confederated Salish and Kootenai Tribes of the Flathead Reservation operate Mission Valley Power in Northwest Montana under a Pub.L. 93-638 contract. The BIA-owned power projects distribute power to approximately 38,000 customers, both on and off the reservations.

These power projects generate revenue through the issuance of bills and associated collections from power consumers and users of the three power projects based on statutory requirements pursuant to section 4 of the Permanent Appropriation Repeal Act (48 Stat. 1227), signed June 26, 1934. Power rates are reviewed annually and published as necessary in the Federal Register when changes are proposed. As authorized by the FY 1984 Appropriations Act (Pub.L. 98-146), collections are invested in interest-bearing securities until needed by a project.

The collected revenues are deposited in the U.S. Treasury for use by the respective projects. BIA administers the revenues to operate, maintain, and rehabilitate power system infrastructure on each project. Infrastructure includes power generating facilities, power substations, electrical switching stations, transmission lines, distribution lines, and other related equipment including deteriorated infrastructures.

Activity – Operations and Maintenance, Irrigation Systems (FY 2025: \$40,123,000; FTE: 155):

Program Overview:

These receipts are obtained through the annual collection from water users of irrigated lands where assessments are levied pursuant to section 4 of the Permanent Appropriation Repeal Act (48 Stat. 1227), signed June 26, 1934, which allows assessments to be levied on irrigation projects constructed and owned by the United States for delivering service to Indian and non-Indian landowners and water users. Fifteen of the irrigation projects owned by the BIA charge their water users an annual operations and maintenance fee to fund the cost of operating and maintaining the project and are considered self-supporting. The per acre assessment rate is calculated by estimating the cost of operations and maintenance (O&M) for the project, divided by the acreage. Assessment rates are published annually in the Federal Register notice. The collected funds are deposited in the U.S. Treasury, which BIA administers for operations and maintenance of the respective projects. As authorized by the FY 1984 Appropriations Act (Pub.L.98-146), collections are invested in interest-bearing securities until required for project operations.

Indian Affairs operates and maintains the irrigation infrastructure to deliver available water during the irrigation season for the authorized users at each project. Infrastructure includes 1) water storage reservoirs, diversion structures, and pumping plants and 2) canals and water control structures.

Activity – Alaska Resupply Program (FY 2025: \$373,000; FTE: 1):

Program Overview:

The Alaska Resupply Program (Pub.L. 77-457, as amended by Pub.L. 102-154) provides a supply of essential life-sustaining commodities, such as heating fuel and gasoline, to remote Alaskan Native villages and IA facilities. The commodities are purchased by the recipients and collected revenues are deposited into a special fund in the Treasury, to be available to carry out the provisions of the Alaska Resupply Program. The program is managed by Indian Affairs' Seattle Support Center in Seattle, Washington.

Activity – Claims and Treaty Obligations (FY 2025: \$40,500):

Program Overview:

This appropriation allows annual payments to fulfill continuing treaty requirements as follows:

Treaties with the Seneca Tribe of Indians of New York - Funds are paid in equal shares to members of the Seneca Nation as provided by the Act of February 19, 1831 (4 Stat. 442).

Treaties with the Six Nations of New York - The Six Nations are comprised of the Seneca, Tonawanda Band of Seneca, Tuscarora, Onondaga, Oneida, and Cayuga Tribes. The funds are allocated as follows: \$2,700 to the New York Indians for the purchase of dress goods, implements of husbandry, and other utensils suited to their circumstances. The remaining of \$1,800 is distributed per capita to the Oneida Indians under the jurisdiction of the Great Lakes Agency, Wisconsin, as provided by the Treaty of November 11, 1794, and the Act of February 25, 1799 (1 Stat. 618, 619).

Treaties with the Pawnees of Oklahoma – This money is distributed per capita to the Pawnees as provided by the Treaty of September 24, 1857, Article 2 (11 Stat. 729).

OPERATION AND MAINTENANCE OF QUARTERS

(Dollars in thousands)

Account	2023 Enacted	2024 Annualized CR	2025 Fixed Costs (+/-)	2025 Internal Transfers (+/-)	2025 Program Changes (+/-)	2025 Request	Change from 2024 Annualized CR (+/-)
Operation and Maintenance of Quarters	5,748	6,057				5,892	-165
<i>FTE</i>	38	38				38	0
Total Requirements	5,748	6,057				5,892	-165
<i>Total FTE</i>	38	38				38	0

Operation and Maintenance of Quarters (FY 2025: \$5,892,000; FTE: 38):

Program Overview:

The Federal Employees Quarters Facilities Act (Pub.L. 98-473, as amended (5 U.S.C. 5911)), authorizes Federal agencies to provide housing and related conveniences to their employees when conditions of employment or availability of housing warrant such action. The Law requires collection of rent and charges for related conveniences made available in connection with the occupancy of the housing unit. Funds collected are deposited into an account in the Treasury and made available to the Indian Affairs Operation and Maintenance (O&M) of Quarters program through annual appropriations. These funds are distributed to the servicing quarter's management program and expended for daily O&M activities at the location where the monies were collected. O&M of Quarters includes housing units for BIE employees. Funding and rent receipts associated with BIE quarters will continue to be managed by BIA in 2025.

The O&M Quarters program oversees management of over 2,500 housing units leased to IA employees, including single family houses, duplexes, triplexes, apartments, mobile homes, and trailer spaces. Rental rates for government-owned housing are determined through the Internet Quarters Management Information System (iQMIS), a centralized, web-based database and management tool. Rental rates take into consideration such factors as remoteness, age, and physical conditions of the quarters. The iQMIS interfaces with the Financial Business and Management System (FBMS), creating transparency coupled with improved audits, reconciliation, tracking, and distribution of funds. This system provides real time data for management and reporting. The Office of Facilities, Property, & Safety Management (OFPSM) provides management oversight for the O&M of quarters and maintains the national iQMIS database. Regions and agencies provide oversight at the local levels.

Quarters operation activities and costs include administrative services, utility system services/expenses, refuse disposal, fire protection, maintenance vehicle costs, communications costs, and pest control. Maintenance and repair activities and costs include routine preventive, routine cyclical, and unscheduled (emergency) work for quarters units and related structures (i.e., detached quarters garages), equipment and utility system repairs.

In FY 2025, the Operations and Maintenance of Quarters program will continue to address and provide oversight management; coordinate/process complaints, evictions, and appeals; on-site compliance reviews; housing requirements analysis; routine preventive maintenance and unscheduled maintenance including emergency repairs and improvement projects through established work ticket processes; and complete iQMIS and FBMS inventory updates. In accordance with OMB Circular A-45, as amended, the program will implement new survey rents and Consumer Price Index (CPI) adjustments to rental rates for all IA quarters nationwide.

SELIS-QLISPE KSANKA SETTLEMENT TRUST FUND

(Dollars in thousands)

Account	2023 Enacted	2024 Annualized CR	2025 Fixed Costs (+/-)	2025 Internal Transfers (+/-)	2025 Program Changes (+/-)	2025 Request	Change from 2024 Annualized CR (+/-)
Selis-Qlispe Ksanka Settlement Trust Fund	90,000	90,000				90,000	0
<i>FTE</i>	<i>0</i>	<i>0</i>				<i>0</i>	<i>0</i>
Total Requirements	90,000	90,000				90,000	0
<i>Total FTE</i>	<i>0</i>	<i>0</i>				<i>0</i>	<i>0</i>

Selis-Qlispe Ksanka Settlement Trust Fund (FY 2025: \$90,000,000):

Program Overview:

The Montana Water Rights Protection Act included in the Consolidated Appropriations Act, 2021 (Pub.L. 116-260) settles water rights claims of the Confederated Salish and Kootenai Tribes of the Flathead Indian Reservation. The Act establishes the Selis-Qlispe Ksanka Settlement Trust Fund (Fund) and authorizes appropriations to rehabilitate and modernize the existing Flathead Indian Irrigation Project, among other things. The CSKT settlement authorizes \$1.0 billion in discretionary appropriations and \$900 million in mandatory appropriations to be deposited into the Fund. Final discretionary amounts to satisfy settlement must be appropriated by FY 2030 to meet the terms of the settlements. The Act authorizes mandatory payments be funded at \$90 million per year for 10 years, FY 2021-2030.

INDIAN WATER RIGHTS SETTLEMENT COMPLETION FUND

(Dollars in thousands)

Account	2023 Enacted	2024 Annualized CR	2025 Fixed Costs (+/-)	2025 Internal Transfers (+/-)	2025 Program Changes (+/-)	2025 Proposal	Change from 2024 Annualized CR (+/-)
Mandatory Proposal							
For Allocation to BIA and Reclamation for Enacted and Future Indian Water Rights Settlements						250,000	+250,000
Ongoing Operation, Maintenance, and Repair (To Be Transferred to Reclamation)						34,000	+34,000
Total Indian Water Rights Settlement Completion Fund Proposal						284,000	+284,000
<i>FTE</i>		0				0	0

Indian Water Rights Settlement Completion Fund (FY 2025: \$250,000,000):

Program Overview:

Division G of the Bipartisan Infrastructure Law (BIL) (Pub.L. 117-58) establishes the Indian Water Rights Settlement Completion Fund (Fund). Appropriations to the Fund are used for transfer to funds or accounts authorized to receive discretionary appropriations, or to satisfy other obligations identified by the Secretary of the Interior, under an Indian water settlement approved and authorized by an Act of Congress before the date of enactment of the Act, November 15, 2021. The BIL authorized \$2.5 billion as a lump sum in mandatory funding to be deposited in the Fund to remain available until expended.

The bulk of the \$2.5 billion has been distributed to satisfy payment requirements to multiple water settlements administered by both the BIA and Bureau of Reclamation. In the meantime, additional settlements have been enacted and there are ongoing Operations, Maintenance, and Repair costs, for which the Federal government is responsible, for infrastructure constructed with funding from previously enacted water settlements.

To support the funding stability for water settlements enacted after the BIL and for ongoing Operations, Maintenance, and Repair costs, the Administration is interested in working with Congress on an approach to provide a mandatory funding source for settlements. The 2025 Budget includes a proposal to expand the Indian Water Rights Settlement Completion Fund to cover the costs of enacted and future water rights settlements and address the ongoing Operation, Maintenance, and Repair requirements associated with four enacted Indian Water Rights Settlements managed by the Bureau of Reclamation. The proposal would provide a total of \$2.8 billion; \$250 million annually over ten years for enacted and future water rights settlements, and \$34 million annually over ten years to be transferred to the Bureau of Reclamation

for operations, maintenance, and rehabilitation requirements associated with the Ak Chin Indian Water Rights Settlement Project, the Animas-La Plata Project (Colorado Ute Settlement), the Columbia and Snake River Salmon Recovery Project (Nez Perce Settlement), and the Navajo-Gallup Water Supply Project.

INDIAN GUARANTEED LOAN PROGRAM ACCOUNT

Account	2023 Enacted	2024 Annualized CR	2025 Fixed Costs (+/-)	2025 Internal Transfers (+/-)	2025 Program Changes (+/-)	2025 Request	Change from 2024 Annualized CR (+/-)
Indian Guaranteed Loan Program Account	2,049	2,000			-2,000	0	-2,000
<i>FTE</i>	0	0				0	0
Total Requirements	2,049	2,000			-2,000	0	-2,000
<i>Total FTE</i>	0	0				0	0

Account Description: As required by the Federal Credit Reform Act of 1990, this account supports the subsidy costs associated with guaranteed and insured loans committed in 1992 and beyond (including modifications of loan guarantees that resulted from obligations or commitments in any year), as well as administrative expenses of this program including improvements to information technology systems.

REVOLVING FUND FOR LOANS LIQUIDATING ACCOUNT

Account Description: As required by the Federal Reform Act of 1990, this account records all cash flows to and from the Government resulting from direct loans obligated prior to 1992. This account is shown on a cash basis. All new activity in this program in 1992 and beyond (including modifications of direct loans that resulted from obligations or commitments in any year) is recorded in corresponding program and financing accounts.

The Federal Credit Reform Act of 1990 (2 U.S.C. 661) changed the Revolving Fund for loans to a Liquidating Account for loans made prior to FY 1992. The program collects repayments, interest, and fees from borrowers of pre-1992 direct loans. Receipts from loans made from 1935 to 1991 are deposited into the Revolving Fund and returned to the General Fund of the U.S. Treasury. The liquidating account does not make new loan disbursements.

INDIAN LOAN GUARANTY AND INSURANCE FUND LIQUIDATING ACCOUNT

Account Description: As required by the Federal Reform Act of 1990, this account records all cash flows to and from the Government resulting from direct loans obligated prior to 1992. This account is shown on a cash basis. All new activity in this program in 1992 and beyond (including modifications of direct loans that resulted from obligations or commitments in any year) is recorded in corresponding program and financing accounts.

INDIAN GUARANTEED LOAN FINANCING ACCOUNT

Account Description: As required by the Federal Credit Reform Act of 1990, this non-budgetary account records all cash flows to and from the Government resulting from loan guarantees and insured loans committed in 1992 and beyond (including modifications of loan guarantees and insured loans that resulted from commitments in any year). The amounts in this account are a means of financing and are not included in the budget totals.

INDIAN DIRECT LOAN FINANCING ACCOUNT

Account Description: As required by the Federal Credit Reform Act of 1990, this non-budgetary account records all cash flows to and from the Government resulting from direct loans committed in 1992 and beyond (including modifications of direct loans that resulted from obligations in any year). The amounts in this account are a means of financing and are not included in the budget totals.

Bipartisan Infrastructure Law

Bureau of Indian Affairs

Bipartisan Infrastructure Law (BIL) FY 2025 Annual Spend Plan

Introduction

The Bipartisan Infrastructure Law provides the Bureau of Indian Affairs a total of \$466 million to be spent over a period of five years as emergency appropriations and is available for obligation until expended. The following table details the proposed allocation of funding identified in “Division J” of P.L. 117-58 through FY 2025.

Bureau of Indian Affairs Total Bipartisan Infrastructure Law Funding

Enacted Amounts Available (*dollars in 000s*)

Program	Activity	FY 2022	FY 2023	FY 2024	FY 2025
Operation of Indian Programs (OIP)*					
Trust Natural Resources/Tribal Climate Resilience	Adaptation Planning Projects	17,114	17,114	17,114	17,114
	Community Relocation	25,870	25,870	25,870	25,870
Office of the Inspector General	Directed Transfer (specified in bill)	216	216	216	216
OIP, TOTAL		43,200	43,200	43,200	43,200
Construction					
Infrastructure Investments/Irrigation & Power Systems	Irrigation & Power Systems-Improvement Repair & Maintenance	10,000	10,000	10,000	10,000
Infrastructure Investments/Dams & Water Projects	Water Sanitation	10,650	8,250	8,250	5,900
	Dam Safety	27,600	30,000	30,000	32,350
BIL Construction Admin		1,500	1,500	1,500	1,500
Office of the Inspector General	Directed Transfer (specified in bill)	250	250	250	250
Construction, TOTAL		50,000	50,000	50,000	50,000
Bureau of Indian Affairs, TOTAL		93,200	93,200	93,200	93,200

*Up to 3% of funding can be used for administrative purposes.

Operation of Indian Programs (OIP)

The BIL provides \$43.2 million each year for fiscal years 2022 – 2026 for the Operation of Indian Programs (OIP) programs. This funding is available until expended. Over five years, the BIL will provide BIA \$216 million for Tribal climate resilience, adaptation, and community relocation planning, design, and implementation of projects which address the varying climate challenges facing Tribal communities across the country. BIL language requires that \$130 million is directed toward Community Relocation and \$86 million is directed toward Climate Resilience and Adaptation Projects.

Tribal Climate Resilience

Tribal climate resilience needs are diverse. Each Tribe has its own unique climate impacts, workforce capacities, resource needs, and issues to address. The existing Tribal Climate Resilience (TCR) Annual Awards Program, initially supported solely with annual appropriations, has been focused on providing financial support for training, capacity building, and planning since its inception in 2011. BIL funds have enabled the Annual Awards Program to expand and take the next step to fund implementation needs as well.

The current TCR Annual Awards Program is funded with annual appropriations, BIL, and Inflation Reduction Act (IRA) resources to support planning and implementation activities, as well as Relocation, Managed Retreat, or Protect-in-Place (RMP) Tribal Coordinators, related to both TCR Adaptation and Community Relocation.

TCR Adaptation Planning

Climate adaptation projects support Tribal governments in preparedness and response to climate change impacts on Tribal and trust resources. Tribes use the funding to prioritize their unique climate resilience concerns about availability of subsistence resources, regenerative agricultural resources, ecological biodiversity resources, water, and other necessities. TCR adaptation support provides Tribal governments and trust land managers with training, data, tools, and access to technical experts, in efforts to better understand and make decisions around community vulnerabilities to landscape-and ecosystem-level change and identify risk management strategies. TCR adaptation projects emphasize the use of Indigenous Knowledge (IK) in Tribal program plans and designs and continue to build upon learning and Tribal input to make process and implementation improvements.

FY 2023 Activities and Accomplishments

- Announced projects selected from the 2022 Annual Awards application cycle, investing \$15.7 million in TCR Adaptation.

- Opened the FY 2023 Annual Awards opportunity, the largest ever funding opportunity with approximately \$120 million total available (provided via \$26.2M from BIL, combined with IRA and annual appropriations resources). The opportunity resulted in over 160 Annual Awards Program applications worth over \$150 million in requests. Reviews are currently underway, and selections are expected to be made by FY 2024 Q2.
- Modernized the software to support the annual awards program, making it more user-friendly and efficient, resulting in more convenient and accessible applications for Tribes (using annual appropriations funding).
- Renewed the cooperative agreement with the Institute of Tribal Environmental Professionals (ITEP). ITEP is setting up the 2024 National Tribal and Indigenous Climate Conference (using TCR annual appropriations funding) and is assisting with ongoing Relocation, Managed Retreat, or Protect-in-Place (RMP) Tribal Coordinator cohort curriculum development (using BIL funding).

FY 2024 Planned Activities and Milestones

- The program anticipates funding for TCR Adaptation projects through the Annual Awards Program at approximately \$15.5 million from BIL funding.
- Initial funding availability will be announced in late spring of 2024 followed by an FAQs webinar, a grant-writing webinar, and extensive communication with partners to distribute the funding opportunity announcement throughout multiple networks.
- Estimated award notifications are anticipated by the fall of calendar year 2024. Funded Pub.L. 93-638 (“638”) contracts, compacts and 638 construction contracts are anticipated to be released by December 2024. The final number of project awards will depend on the proposal requests received to aid Tribal efforts.

FY 2025 Planned Activities

- FY 2025 activities are expected to be similar in timing and funding availability to FY 2024. The program anticipates funding for TCR Adaptation projects through the Annual Awards Program at approximately \$15.5 million from BIL funding.
- Initial funding availability will be announced in late spring of 2025 followed by an FAQs webinar, a grant-writing webinar, and extensive communication with partners to distribute the funding opportunity announcement throughout multiple networks.
- Estimated award notifications are anticipated by the fall of 2025. Funded Pub.L. 93-638 (“638”) contracts, compacts and 638 construction contracts are anticipated to be released by the end of 2025. The final number of project awards will depend on the proposal requests received to aid Tribal efforts.

TCR Community Relocation The Community Relocation activity received \$25.87 million each year for fiscal years 2022 through 2026. Many Tribes across Alaska and some Tribes in parts of the Lower 48 are facing growing risks related to extreme weather, sea level rise, melting permafrost, erosion, flooding, wildfires, and more. These impacted communities are thus considering decisions surrounding full community relocation to a new site, managed retreat of at-risk infrastructure or culturally significant resources, or protect-in-place measures, all of which

require significant resources and coordination across multiple governing entities. BIL funding provides the Bureau with the opportunity to assist these Tribes through expanding Annual Awards Program opportunities, identifying voluntary community driven relocation (CDR) demonstration projects, and ongoing technical coordination.

FY 2023 Activities and Accomplishments

- Announced three CDR demonstration implementation projects:
 - Newtok Village (Alaska)
 - Native Village of Napakiak (Alaska)
 - Quinault Indian Nation (Washington)
- All three CDR demonstration implementation projects received an initial \$250 thousand to hire staff that manage project activities and prepare plans to access remaining funds.
- Announced eight CDR demonstration planning and preparation projects:
 - Native Village of Point Lay (Alaska)
 - Huslia Village (Alaska)
 - Native Village of Fort Yukon (Alaska)
 - Native Village of Nelson Lagoon (Alaska)
 - Havasupai Tribe (Arizona)
 - Yurok Tribe (California)
 - Chitimacha Tribe (Louisiana)
 - Passamaquoddy Indian Tribe (Maine)
- Provided initial allocations of \$250 thousand to the eight CDR demonstration planning and preparation projects to hire staff that manage project activities and prepare plans to access remaining funds. Remaining funding allocations for these eight projects (\$5 million) will be funded through other funding sources.
- Several CDR demonstration projects hired coordinators and are actively working on developing budgets to access their remaining allotment of CDR funds.
- Extended the RMP cohort training program, which was originally designed to increase technical capacity for Tribal RMP coordinators has been extended to the CDR demonstration project communities to participate and utilize these relevant training resources as well.

FY 2024 Planned Activities and Milestones

- Initial funding of \$15 million will be distributed to the three CDR demonstration implementation projects by spring 2024 to begin construction during the summer.
- Annual Awards Program funding availability will be announced in late spring of 2024 followed by an FAQs webinar, a grant-writing webinar, and extensive communication with partners to distribute the opportunity throughout multiple networks. Estimated award notifications are anticipated by the end of 2024. The final number of project awards will depend on the proposal requests received to aid Tribal efforts.
- Annual Awards Program RMP Tribal Coordinator training support, including initial funding for the newest RMP Coordinator cohort and sustained support for previous RMP Coordinator cohorts (using annual appropriation funding).

FY 2025 Planned Activities

- Continued funding for CDR demonstration projects, Annual Awards Program RMP Tribal Coordinator support, sustained support for previous RMP Coordinator cohort awardees.
- TCR Annual Awards Program funding availability will be announced in late spring of 2025 followed by an FAQs webinar, a grant-writing webinar, and extensive communication with partners to distribute the opportunity throughout multiple networks. Estimated award notifications are anticipated by the end of 2025 (around November or December). The final number of project awards will depend on the proposal requests received to aid Tribal efforts.
- The CDR program will collaborate with interagency working groups and coordination of funding sources.
- The CDR program will work with Tribes to process lessons learned and refine cost-estimation methodology on demonstration projects.
- FY 2025 funding of \$5 million will be distributed to each of the three demonstration implementation project Tribes by the spring of 2025 to begin construction during the summer.

Construction

The BIL provides \$50.0 million each year for fiscal years 2022 – 2026 for BIA Construction programs. This funding is available until expended. Over 5 years, the BIL will provide \$250 million for construction, repair, improvement, and maintenance of irrigation and power systems, safety of dams, water sanitation, and other facilities. At least \$50 million must be used to address irrigation and power systems and \$200 million will be used to address safety of dams, water sanitation, and other facilities.

Infrastructure Investments

This funding will continue to expand work on Indian Affairs-owned and -operated irrigation and power facilities. Many of these facilities have antiquated infrastructure that needs major capital improvements. These funds may also address deficiencies identified in condition assessments and audit reports prepared by BIA and by the Office of the Inspector General (OIG) on Indian Affairs' irrigation projects. These funds further support the goals of the Justice40 initiative by supporting irrigation projects in historically underserved Tribal communities.

Irrigation & Power Systems – Improvement, Repair & Maintenance

BIL funding of \$10.0 million will be allocated for Irrigation and Power program in 2025. These programs provide management, oversight, and engineering technical assistance to the irrigation and power projects under IA's jurisdiction. The program addresses deferred maintenance needs at 17 congressionally authorized irrigation projects located on Indian reservations across the

Rocky Mountain, Northwest, Southwest, Navajo, and Western Regions. The BIA operates and maintains the San Carlos Irrigation and Power Project and the Colorado River Power Project in Arizona. The Confederated Salish and Kootenai Tribes of the Flathead Reservation operate Mission Valley Power in Northwest Montana under a P.L. 93-638 contract. BIL funding, which started in 2022, was the first time appropriations have been made available for the three BIA owned power utilities which are operated and maintained through user fees. BIA plans to invest a portion of BIL funds in updating specific power utility components that reduce risk of component failure and improve reliability, consistent with information from condition assessments.

FY 2023 Activities and Accomplishments

- Invested \$3 million for projects at three power utilities. Construction on the Headgate Rock Dam Power Plant Unit 3 located at Colorado River Agency has continued. Rehabilitation for the Casa Grande (Thornton) Substation at the San Carlos Irrigation and Power Project is underway. Construction has continued for Kerr Substation upgrades at Mission Valley Power.
- Invested \$7 million in funding to numerous irrigation projects for design and construction activities identified in Condition Assessment Reports and Modernization Studies.
- Initiated and/or continued work on funded projects, including:
 - Performed temporary improvements to Wapato Dam structure to ensure it is safe and functional until final construction is complete, and successfully coordinated with stakeholders along the Yakima River Corridor.
 - The Fort Peck Water Users Association, in coordination with the BIA and the Fort Peck Tribes, made progress in rehabilitating and modernizing two major pumping plants at the Ft. Peck Irrigation Project.

FY 2024 Planned Activities and Milestones

- Invest \$3 million in power utilities to address priority projects.
- Invest \$7 million in irrigation projects for design and construction activities identified in Condition Assessment Reports and Modernization Studies.
- Continuation or completion of rehabilitation activities on previously announced projects, including:
 - Continuation on Headgate Rock Dam and Kerr Substation rehabilitation projects.
 - Completion of the Casa Grande (Thornton) Substation project.
 - Commencement of work on additional substation projects.

FY 2025 Planned Activities

- Invest \$3 million in power utilities to address priority projects.
- Invest \$7 million in irrigation projects for design and construction activities identified in Condition Assessment Reports and Modernization Studies.

Water Sanitation and Other Facilities

Water Sanitation supports improvement and repair projects that address public health and safety compliance issues at BIA-owned drinking water and sanitation systems. BIL funding supplements annual appropriations funding, which was first enacted in the FY 2022 bill. Water Sanitation funds are expected to be used to address EPA notice of violations, contamination issues, critical risks of system failure, water quality, supply, system deficiencies, systems near end of service life, review of historic evaluations to determine potential future preventative measures, system upgrades as needed, and removal of lead plumbing from Indian Affairs facilities. The activities planned for this program support the Justice40 initiative's goals to invest in disadvantaged communities.

FY 2023 Activities and Accomplishments

Invested an additional \$8.25 million to continue with BIL projects initiated previously, including:

- Completed design and awarded construction contract for a Northern Idaho Water System serving over 240 consumers. Construction is underway and activities funded by BIL funds in FY 2022 and FY 2023 are anticipated to be completed in 2024.
- Enhanced capacity of regional Hopi water supply for three public water systems to remove naturally occurring arsenic and begin the process to fully integrate the three water systems with the regional arsenic-free water system.
- Initiated design process and prepared for construction to address un-sanitary conditions at treaty fishing sites serving four Tribes, including 30% design completion at North Bonneville and Cooks Landing sites.

FY 2024 Planned Activities and Milestones

FY 2024 BIL funding will further previously announced BIL projects, including:

- Supporting the construction at the Hopi water systems to include the replacement of the Keams Canyon water infrastructure distribution system. BIL funded design and construction will continue through FY 2024 with the next phases of construction starting in FY 2025.
- Designing of water sanitation projects at 31 treaty fishing sites and purchase of a membrane bioreactor wastewater system for installation in 2024 and 2025.
 - Complete 100% design and begin construction of select components at North Bonneville site.
 - Initiate design process for membrane reactor, complete cultural assessment, and 60% engineering design.
- Initiating design to address storage needs for a North Idaho water system to meet fire-fighting demands. FY 2023 BIL funds will continue to be spent to complete construction at this water system to address the emergency repairs currently under construction.

- Continuing construction at the Hopi water system funded in FY 2022 and FY 2023. BIL funded construction will continue through FY 2024 with next phases of construction starting in FY 2025.

FY 2025 Planned Activities

In FY 2025, Water Sanitation funds will continue to be used to address EPA notice of violations, contamination issues, critical risks of system failure, water quality, supply, system deficiencies, systems near end of service life, review of historic evaluations to determine potential future preventative measures, system upgrades as needed, and removal of lead plumbing from Indian Affairs facilities. Remaining funding from FY 2024 and \$5.9 million from FY 2025, will support the following activities:

- Initiating the final phases of construction at Hopi water systems.
- Continuing sanitation projects at the remaining 31 treaty fishing sites.
- Pursuing construction activities at water systems identified by regions not previously funded by BIL funding.

Dam Safety

The SOD program was established under the Indian Dams Safety Act of 1994, P.L. 103-302 (25 U.S.C. § 3801 et seq.). Its mission is to reduce the potential loss of human life and property damage caused by dam failure by making BIA dams as safe as practically possible. SOD is responsible for dams on Indian land. These dams form a significant part of the water-resources infrastructure on Indian reservations.

Dam safety activities include but are not limited to: (1) risk management and risk reduction; (2) emergency management, including Emergency Action Plans (EAPs) and Early Warning Systems (EWS); (3) inspections and evaluations; (4) maintenance and repairs; and (5) security.

BIL funding supplements annual appropriations, and distribution of funding is planned to follow current program practices. The BIA Safety of Dams Branch routinely performs inspections and analysis of all high-hazard potential program dams to understand the risk each structure presents to downstream residents. BIA uses the results of this work to prioritize distribution of design and construction funding to the highest risk dams. The prioritized list is updated as additional information, investigations and analyses are made available. Projects completed with this funding are intended to reduce risk below Department of Interior established guidelines.

FY 2023 Activities and Accomplishments

- Awarded Oglala Dam Rehabilitation Construction contract to ISBEE contractor, which totaled \$58.3 million and included FY 2022 and FY 2023 BIL funding.
- Awarded Willow Creek Feasibility Design for \$1.3 million with FY 2022 and FY 2023 BIL funding.

- Awarded Allen Dam Feasibility Design for \$1.3 million with FY 2022 and FY 2023 BIL funding.

The BIA Safety of Dams Branch routinely performs inspections and analysis of all high-hazard program dams to understand the risk each structure presents to downstream residents. BIA will use the results of this work to prioritize distribution of the \$30 million for design and construction of the highest risk dams.

FY 2024 Planned Activities and Milestones

The BIA Safety of Dams Branch routinely performs inspections and analysis of all high-hazard program dams to understand the risk each structure presents to downstream residents. BIA will use the results of this work to prioritize distribution of \$30 million for design and construction of the highest risk dams.

BIA will continue activities on previously announced projects, including:

- Breaking ground on the Oglala Dam Rehabilitation project on the Pine Ridge Reservation in SD.
- Progressing Willow Creek and Allen Dam designs (Crow Reservation in MT and Pine Ridge Reservation in SD).
- Awarding P.L. 93-638 feasibility design contracts for A1, Bootleg, Cooley, Davis, and Christmas Tree Dams (Fort Apache Reservation, AZ).

FY 2025 Planned Activities

- The BIA Safety of Dams Branch routinely performs inspections and analysis of all high-hazard program dams to understand the risk each structure presents to downstream residents. BIA will use the results of this work to prioritize distribution of \$32.35 million for design and construction of the highest risk dams in FY 2025.

Appendices

Program Descriptions Table

Description of BIA Programs

(This table only outlines existing funds through 2023 within individual program elements. Descriptions do not include any funding that is being requested in FY 2025.)

Functional Area	Title	Description
	OPERATION OF INDIAN PROGRAMS	
	TRIBAL GOVERNMENT	The BIA Tribal Government activity assists Tribes and Alaska Native entities to strengthen and sustain Tribal government systems and support Tribal self-governance through the Indian Self-Determination and Education Assistance Act (ISDEAA) Public Law 93-638 contracting and self-governance compacting process.
A0T90	Aid to Tribal Government (TPA)	The Aid to Tribal Government (TPA) subactivity provides assistance to federally recognized Tribes to achieve and maintain stable government program and operational services. The budget line provides baseline funding for Tribal government programs and operational services to help Tribes ensure adherence and compliance with their own governing documents. This budget line also provides funding for Federal staff support to Tribes at the agency level in the 12 BIA regions.
A0T91	Consolidated Tribal Gov't Program (TPA)	The Consolidated Tribal Government Program (CTGP) (TPA) seeks to promote Indian self-determination and improve the quality of life of Tribal communities by allowing approximately 275 Tribal entities to combine various contracted programs and grants of a similar or compatible nature under one funding vehicle line item. When a Tribe chooses to consolidate programs into a CTGP program, a base transfer request is implemented to move their funding from its appropriated line to the CTGP line. Other than pay cost increases, funding on this line is the result of tribally requested transfers of existing base funds.
A0T92	Self-Governance Compacts (TPA)	Self-Governance Compacts (TPA) implement the Tribal Self-Governance Act of 1994 (P.L.103-413), by providing resources to new and existing self-governance Tribes, enabling them to plan, conduct, consolidate, and administer programs, services, functions, and activities for Tribal citizens according to priorities established by their Tribal governments. Tribes have greater control and flexibility in the use of these funds, including reduced reporting requirements, the ability to reallocate funds during the year, and carry over unspent funds into the next fiscal year without Secretarial approval. Other than pay cost increases, funding on this line is the result of tribally requested transfers of existing base funds.
A0T95	New Tribes (TPA)	The New Tribes (TPA) program provides initial funding to newly recognized Tribes. This funding usually remains in the New Tribes category for three years. By the third year, new Tribal governments generally have built government systems and set funding priorities that address the needs of their communities and funds are then base transferred into the Aid to Tribal Government program for the Tribe.
A0T97	Small Tribes Supplement (TPA)	In 1993, the Small Tribes Initiative was created to support P.L. 93-638 by fostering a stable Tribal governments' ability to exercise their authority as sovereign nations. The purpose of the initiative is to help provide small Tribes with a minimum TPA base funding by which they could run viable Tribal governments.
A0T96	Road Maintenance (TPA)	The Road Maintenance (TPA) program subactivity provides the primary source of funds to maintain transportation facilities (roads and bridges) on Tribal lands through the following functions: road maintenance, routine maintenance, bridge maintenance, snow and ice removal, emergency maintenance, ferry boat operation, and program management. The program supports the Tribal communities with public access to critical functions/activities in the lives of the traveling public and Tribal members. Access to schools, jobs, and economic and resource development are a few of the critical areas impacted by safe and well-maintained roads and bridges.
	<i>Tribal Government Program Oversight</i>	
A0T50	Central Oversight	Central Oversight provides the headquarters direction, management, and coordination of the Office of Indian Services activities necessary for the Director of the BIA to carry out Indian Affairs' mission in meeting program responsibilities. The Central Oversight subactivity allows Office of Indian Services leadership and staff to provide leadership and guidance on the wide range of Tribal government activities including Tribal Government Services, Indian Self-Determination, and Transportation programs, including establishing and effecting policies and procedures for each program area to be administered on a nationwide basis.
A0T60	Regional Oversight	Regional Oversight provides front line support on a daily basis to Tribes exercising their Tribal sovereignty through the administration of Pub.L. 93-638 contracts. Awarding Officials ensure 638 contracts are issued timely and are properly accounted for and meet Federal reporting requirements. This activity also funds BIA regional and agency offices (front line field personnel) to provide Tribal government services and to ensure Tribal governments have the necessary technical advice, expertise, and assistance to maintain a functioning stable government.
	HUMAN SERVICES	The Human Services activity consists of the following subactivities to support a variety of social programs throughout Indian Country. Within the Social Services subactivity, services are provided in the areas of family and domestic violence, child abuse and neglect, and protective services to Individual Indian Monies supervised account holders who are considered to be at higher risk for exploitation, including minors, adults in need of assistance, under legal disability, or found not to be of sound mind.
A0H90	Social Services (TPA)	Social Services (TPA) funding supports a number of activities for Tribally operated social services programs and BIA staff at the Regional field levels. Under the umbrella of Social Services, Tribes operate a multitude of programs, including Financial Assistance and Social Services, Child Protection Services and Child Welfare (CPS/CW), Adult Protection Services (APS), supervised IIM Services, and Family and Domestic Violence. These funds provide the support for front line responders handling the child and domestic violence in Indian Country. Social Services (TPA) funding also supports the Tiwahe Initiative, Tribal Access Program, Center for Excellence, Child Protection, and Individual Indian Monies program.
A0H91	Welfare Assistance (TPA)	Welfare Assistance (TPA) provides welfare assistance to American Indians and Alaska Natives who meet eligibility criteria. The Welfare Assistance programs are designed to be secondary in nature (complementing, not duplicating other programs). The Welfare Assistance program offers five types of secondary assistance: General Assistance, Child Care Assistance, Non-Medical Institutional or Custodial Care of Adults, Burial Assistance, and Emergency Assistance. Eligible American Indians and Alaska Natives (AI/AN) are assessed, screened, and referred to primary public assistance programs for possible assistance, such as Supplemental Security Insurance, Social Security Disability Insurance, and State-operated general assistance programs.

Description of BIA Programs

(This table only outlines existing funds through 2023 within individual program elements. Descriptions do not include any funding that is being requested in FY 2025.)

Functional Area	Title	Description
A0H92	Indian Child Welfare Act (TPA)	The Indian Child Welfare Act (TPA) program prevents the separation of Indian families and also provides assistance for the reunification of families. Tribal ICWA directors have become central contact points for Tribes and Indian families in seeking assistance for temporary and permanent placement of Indian children. The work of ICWA staff has resulted in improved coordination and compliance with the Indian Child Welfare Act, thereby recognizing the Tribal authority over Indian children in need of permanent placement. Tiwahe funding is also included within this line.
A0H93	Housing Program (TPA)	The Housing Program (TPA) seeks to enhance the quality of life of qualified individuals by addressing sub-standard housing and homelessness for members of federally recognized Tribes. The program provides funding for housing repairs and renovations of existing homes, construction of modest replacement homes, housing down payments to use in conjunction with other Federal and State programs, or construction of modest homes for families who do not own a home but have ownership or lease of sufficient land suitable for housing. Program funding is available to federally recognized Tribes for use in providing program services to Tribal applicants who meet the eligibility criteria in 25 CFR § 256. The Housing Program targets eligible applicants and is based upon a priority ranking that includes factors such as income, age, veterans, disability, and dependent children.
A0H94	Human Services Tribal Design (TPA)	The Tribal Design (TPA) program supports AI/AN by allowing Tribes flexibility to redesign their Social Services program delivery as authorized under the Snyder Act of 1924. This funding gives Tribes the ability to design Social Services programs that are both cost effective and fit the needs of their communities. Funding is prioritized by Tribes to this line item and is distributed directly to Tribes as base funding.
	<i>Human Services Program Oversight</i>	
A0H50	Central Oversight	Central Oversight funding provides for staff and costs associated with the services that are performed at the headquarters level. Funds also support the annual operational and maintenance costs of the FASS-CMS Cloud, a comprehensive case management system for Social Service caseworkers. Funding provides expert staff assistance in providing technical assistance and advice to field staff, and provides executive oversight of allocation of funds.
A0H60	Regional Oversight	Regional Oversight funding provides for staff and costs associated with the technical assistance, training, and monitoring of human services programs performed at the regional office level.
	TRUST - NATURAL RESOURCES MANAGEMENT	The Indian Affairs Trust-Natural Resources Management activity supports the stewardship of trust lands in Indian Country. Natural resource programs assist Tribes in the management, development, and protection of Indian trust land and natural resources on surface and subsurface mineral estates. These programs enable Tribal trust landowners to optimize use and conservation of resources, providing benefits such as revenue, jobs, and the protection of cultural, spiritual, and traditional resources.
A0N9A	Natural Resources (TPA)	Natural Resources supports the strategy of improving management, protection, and development of Indian land and natural resource assets by allowing Tribes to manage their own natural resources and compliance with various regulations and requirements related to natural resource assets. It also provides land acquisition activities for conservation and outdoor recreation purposes.
A0N30	Irrigation Operations and Maintenance	The Irrigation Operations and Maintenance program primarily funds payments required by established legal directives to manage water resources on Indian lands. Funds are used to operate, maintain, and rehabilitate irrigation infrastructures in accordance with accepted industry standards.
A0N31	Rights Protection Implementation	The Rights Protection Implementation program supports the implementation of Federal court orders that resulted from decisions in complex, off-reservation treaty rights litigation. These cases were based on large land cession treaties in which the signatory tribes conveyed land to the United States and reserved the right to hunt, fish and gather within the territory ceded. These rights apply beyond particular reservation boundaries and are shared among multiple Tribes.
A0N32	Tribal Management/Development Program	Individual Tribes have jurisdiction over hunting and fishing activities on trust lands, and the Tribal Management/Development Program (TMDP) supports Tribal self-determination by allowing Tribes to determine how best to ensure the proper management of Tribal fish and game programs on Indian reservations.
A0N3A	Endangered Species	This program coordinates Indian Affairs and tribal responsibilities associated with compliance with the Endangered Species Act (ESA), P.L. 93-205, and the related protection and preservation of trust lands and resources. It supports the improvement of conditions for the environment, cultural resources, and endangered species on Indian lands by coordinating activities required to comply with the ESA.
A0N33	Tribal Climate Resilience	The Tribal Climate Resilience (TCR) program supports Tribal governments and trust land managers to understand potential vulnerabilities of communities to landscape level change, identify risk management strategies, and develop technical information and decision support tools to support planning and preparedness and enable Tribal communities and trust managers to implement strategies for resilient communities, to encourage cooperative solutions and implement relocation. The TCR program funds proposals for Tribal planning and preparedness, foundational information needs (vulnerability assessments and monitoring), training, pilot projects, cooperative management coordination, identification of science needs, and youth development. The TCR provides the tools for Tribes and managers to identify and address risks through adaptation management and relocation implementation.
A0N3B	Integrated Resource Information Program	This program provides Geographic Information Services (GIS) software, training, technical support including geospatial database management, and programming and project support. This work is required for land status title mapping and sound management of natural resources on over 10 million acres belonging to individual Indians and 50 million acres held in trust or restricted status for Indian Tribes.
	<i>Agriculture & Range</i>	
A0N9B	Agriculture Program (TPA)	Under the authority of the American Indian Agricultural Resource Management Act, P.L. 103-177, and the Indian Self Determination Act, P.L. 93-638, the Agriculture and Range program promotes conservation and beneficial use on trust lands dedicated to agricultural and livestock production through both direct administration and support of Tribal agriculture programs under contract or compact.

Description of BIA Programs

(This table only outlines existing funds through 2023 within individual program elements. Descriptions do not include any funding that is being requested in FY 2025.)

Functional Area	Title	Description
A0N3C	Invasive Species	On-the-ground management and treatment of invasive species is the primary emphasis of this activity. The program uses several implementation strategies to accomplish its goals such as coordination with all land users and government entities through the development of integrated pest management strategies. The funding within this line is primarily for noxious weed eradication, but a small portion of funding is appropriated for wildlife and water invasives as well.
	<i>Forestry</i>	
A0N9C	Forestry Program (TPA)	Forestry (TPA) is for the cut and sale of timber. The Forestry Program undertakes forest land management activities on Indian forest land to develop, maintain, and enhance the forest resources in accordance with the principles of sustained yield and with the standards and objectives set forth in forest management plans.
A0N3E	Forestry Projects	Forestry projects focuses on the development of Forest Management Plans, reforestation, thinning and other management of forest lands for the protection and enhancement of Indian forestland and natural resource assets.
	<i>Water Resources</i>	
A0N9D	Water Resources Program (TPA)	The primary goal of this program is to assist the improvement of water resource management capabilities by providing the support to Tribes and regional offices for the administration and management of water programs.
A0N34	Water Mgmt., Planning & PreDevelopment	Water Management, Planning, and Pre-development program is used primarily by Tribes for priority projects that aid in the protection and management of their water resources. These projects typically include, but are not limited to, ground and surface water studies regarding quantity and quality of water, water needs assessments, stream gauging, and the preparation of comprehensive water management plans.
	<i>Fish, Wildlife and Parks</i>	
A0N9E	Wildlife & Parks Program (TPA)	This program supports the Wildlife and Parks program at the agency or Tribal level. Funding is provided to Tribes through a local priority setting process determined by the Tribe and BIA to fund Tribal activities in the areas of fisheries, wildlife, outdoor recreation, and public use management, conservation enforcement, and related fields. Activities conducted are determined by Tribes, and cover a broad array of diverse fisheries, wildlife, conservation enforcement, public use, habitat management, and related programs. Tribes, through the local priority setting process, will determine any changes in annual funding and performance.
A0N3F	Fish, Wildlife & Parks Projects	This funding is provided to fish-producing Tribes in support of Fish Hatchery Operations and associated hatching, rearing, and stocking programs. Tribal fish hatchery facilities are provided with base funding for aquaculture and enable cost share/in-kind cooperative work with neighboring Tribes, Federal agencies, and state fishery managers. Funding also supplements Fish Hatchery Maintenance. Maintenance is mandatory to extend the life of the hatcheries and rearing facilities so Tribes can continue their fishery programs. Funding is provided to fish-producing Tribes based on an annual ranking of maintenance project proposals received. The ranking factors utilize procedures and criteria in the areas of health and safety, water quality compliance, economic benefits, rights protection, and resource enhancement.
	<i>Energy & Minerals</i>	
A0N9F	Energy & Minerals Program (TPA)	The Energy & Minerals Program promotes and provides technical assistance for the development of renewable energy, conventional energy, and mineral resources. In consultation with Tribes and Indian allottees, the Division of Energy and Mineral Development (DEMD) assists in the exploration and development of trust lands with active and potential energy and mineral resources.
A0N3G	Energy & Minerals Projects	This program provides energy related technical assistance and competitive project funding to Tribes. The program delivers projects to Tribes that incorporate solutions for their existing and anticipated energy, mineral and economic demands to contribute to a sustainable future.
A0N5B	Energy & Minerals Central Oversight	Energy & Minerals Central Oversight provides for staff to meet specific legislative requirements concerning trust responsibilities, such as those stated in the Linowes Commission and Indian Mineral Development Act (IMDA). This subactivity includes support for the Indian Energy Service Center staffed by BIA, the Office of Natural Resources Revenue (ONRR), the Bureau of Land Management (BLM), and the Bureau of Trust Funds Administration (BTFA). The Service Center facilitates energy development in Indian Country by expediting leasing, permitting, and reporting for conventional and renewable energy on Indian lands, and importantly, provide resources to ensure development occurs safely, protects the environment, and manages risks appropriately by providing funding and technical assistance to support assessment of the social and environmental impacts of energy development.
A0N6B	Energy & Minerals Regional Oversight	This funding supports technical and administrative assistance support to Tribes under the IMDA outreach and trust responsibility tracking services. Central office staff facilitates key energy and mineral resource development opportunities on Indian lands while assuring consistency with the execution of Federal trust responsibilities over such resources for Tribes and individual Indian allottees. Regional office staff provides realty and administrative functions for energy and mineral lease development. There exists a current backlog of permitting applications on several reservations due to the lack of BIA personnel.
	<i>Resource Management Program Oversight</i>	
A0N5A	Central Oversight	Natural Resources oversight allows for the proper management and administration of the Natural Resources program. The functions performed by central office staff include enhancing Tribal management of Indian natural resources through the use of Integrated Resource Management Plans, conducting annual program reviews, and ensuring compliance with various regulations and requirements related to the management of Indian natural resource trust assets.
A0N6A	Regional Oversight	Natural Resources oversight allows for the proper management and administration of the Natural Resources program. The functions performed by regional office staff include enhancing tribal management of Indian natural resources through the use of IRMPs, conducting annual program reviews, and ensuring compliance with various regulations and requirements related to the management of Indian natural resource trust assets.

Description of BIA Programs

(This table only outlines existing funds through 2023 within individual program elements. Descriptions do not include any funding that is being requested in FY 2025.)

Functional Area	Title	Description
	TRUST - REAL ESTATE SERVICES	The Trust Real Estate Services activity addresses its Indian fiduciary trust responsibilities through the strategy of improving Indian trust ownership and other information. This activity supports IA responsibilities in the areas of trust services, probate, and land titles and records. Trust management also incorporates programs that coordinate and support the Department's trust reform improvement efforts. The program also helps to meet the U.S.'s trust responsibility to Tribal Nations through the effective management of Indian trust assets, including the protection, restoration, and preservation of environmental and cultural resources.
A0R9A	Trust Services (TPA)	This program supports the overall management responsibility for the operation of trust functions at the agency and Tribal levels with regard to real estate services, probate, environmental cultural resource compliance, the Alaska Native Claims Settlement Act (ANCSA) and Alaska National Interest Land Conservation Act (ANILCA) programs, Rights Protection, and implementing the Navajo-Hopi Settlement Act and the Klamath Basin Restoration Agreement. This subactivity also funds the lockbox coordinators who distribute trust funds to individual Indian beneficiaries.
A0R30	Navajo-Hopi Settlement Program	This program supports the Indian Affairs mission by improving the management of land and natural resource assets and providing for the protection and preservation of Indian trust lands and Indian trust resources of the Navajo Nation and the Hopi Tribe by implementing the provisions of the Navajo-Hopi Settlement Act of 1974, as amended (P.L. 93-531).
A0R9B	Probate (TPA)	Indian Affairs is responsible for the preparation and submission of the record of probate documentation to Federal administrative adjudicators for determination of the legal heirs or devisees, and for the subsequent distribution of the trust estate. The Probate program is working to improve the accuracy and efficiency of estate distributions by improving probate case preparation and distribution activities.
A0R6A	Land Title and Records Offices	This program improves ownership information and protects and preserves trust lands and trust resources through efficient and accurate processing of land titles. The Land Titles and Records Offices (LTRO) program will provide for the normal day-to-day operations and maintenance costs of the eight program offices. The timely processing of all trust land title conveyance and encumbrance transactions supports upholding the trust responsibility.
	<i>Real Estate Services</i>	
A0R9C	RES Program (TPA)	The TPA real estate program element improves ownership information and administering and managing all land held in trust for the benefit of individual Indians and Tribes. Activities include land ownership record-keeping, which is often complicated by highly fractionated ownership, both surface and subsurface. Staff provide real property management, counseling and land use planning services to individual Indian allottees, Tribes and Alaska Natives who own an interest in subsurface minerals estates held in trust by the United States.
A0R3A	RES Projects	The program supports the Indian Affairs' Real Estate Services program in the management of Tribal and individually owned trust and restricted surface lands (surface and subsurface) through the determination of the legal boundaries to ensure that property and resources are accounted for, managed and protected. This program improves ownership information by securing Bureau of Land Management (BLM) cadastral surveys of trust lands (both Tribal and
	<i>Land Records Improvement</i>	
A0R5B	LRI - Central	This program supports the Department's trust reform efforts by improving trust asset management by providing partial funding for the Trust Asset and Accounting Management System (TAAMS). The TAAMS System provides mission critical land ownership information to process trust land resource management conveyances and encumbrances, and to allocate trust income to the owners of trust and restricted lands and resources throughout all of Indian Country.
A0R6B	LRI - Regional	The program enhances the Bureau's ability to protect and preserve trust land and resources and enables the landowners to maximize income by providing adequate services to Alaska Natives who are the beneficial recipients of the trust resources. The LRI program at the Alaska Region processes documents associated with the Alaska Native Allotment Act of 1906, which allows for eligible Alaska Natives to receive an allotment of land.
	<i>Environmental Quality</i>	
A0R9D	EQ Program (TPA)	This program provides direction, oversight, planning and policy guidance to ensure consistent regulatory compliance, thorough documentation of environmental conditions and impacts, and reliable protection of the environment and cultural resources in Indian country. The program also maintains the inventory and assesses the condition of Indian Affairs owned museum property; and administers permits under the Archaeological Resources Protection Act of 1979 (ARPA).
A0R3B	EQ Projects	This program has primary responsibility for achieving and maintaining Indian Affairs' federally mandated environmental compliance with all provisions of Federal environmental and cultural resources statutes, regulations and policies, as well as with applicable State, local, and Tribal requirements.
	<i>Alaskan Native Programs</i>	
A0R90	Alaskan Native Programs (TPA)	This program upholds the directives prescribed in the Alaska National Interest Lands Conservation Act (ANILCA), which provides for the coordination and consultation with Alaska's Federal land managing agencies, the State of Alaska, Alaska Tribal governments, and the Federal Subsistence Program's Regional Advisory Councils, on the subsistence preference for rural Alaskans, including Alaska Natives living in rural areas, and the administration of programs affecting Native allotments under the 1906 Native Allotment Act.
	<i>Rights Protection</i>	
A0R91	Rights Protection (TPA)	Indian Affairs staff consults and cooperates with Tribes involved in negotiating or litigating their water rights; establishing or protecting Tribal treaty hunting, fishing and gathering rights; addressing issues concerning trespass on Tribal trust lands; protecting Tribal cultural resources; natural resource damage claims; and addressing other unresolved land management issues.
A0R31	Water Rights Negotiations/Litigation	The funds in this program are used by the United States and Tribes for activities associated with establishing or defending Indian water rights through negotiations and/or litigation. Program funding supports advancing on-going Indian water rights litigation cases and the Federal and Tribal negotiations being conducted to secure adjudicated water rights in lieu of litigation.
A0R32	Litigation Support/Attorney Fees	This program supports Indian natural resource trust assets management. There are a variety of ecological threats to natural resources that are the subject of treaty reserved rights, both on and off reservation. Tribes utilize these funds to address those threats, including habitat loss and fragmentation, invasive species, and land use change.

Description of BIA Programs

(This table only outlines existing funds through 2023 within individual program elements. Descriptions do not include any funding that is being requested in FY 2025.)

Functional Area	Title	Description
A0R60	Other Indian Rights Protection	This program supports water rights negotiation/litigation staff at the regional level. Program staff provides consultation and technical support.
	<i>Trust - Real Estate Services Oversight</i>	
A0R5C	Central Oversight	This program provides assistance, advice, policy, oversight, monitoring and coordination for the protection, management, planning, conservation, development and utilization of trust and restricted Federal Indian-owned lands that include acquisitions, disposal, tenure, rights-of-way, permits, leasing and sales.
A0R6C	Regional Oversight	Within the twelve regional offices of IA, there are Real Estate Services programs that support the protection and maintenance of integrity for trust lands and trust resources through preservation. Regional offices provide policy direction, technical assistance, training, administrative review, and monitoring in the evaluation of the agency real property operations.
	PUBLIC SAFETY AND JUSTICE	The Public Safety and Justice budget activity is comprised of three subactivities: Law Enforcement, Tribal Courts, and Fire Protection.
	<i>Law Enforcement</i>	
A0J30	Criminal Investigations and Police Services	The CI&P line pays for Police Officers and Criminal Investigators and their necessary equipment. These officers are responsible for investigating crimes committed on, or involving Indian Country. Programs address major Federal crimes as well as state crimes assimilated into Federal statutes, such as murder; manslaughter; child sexual abuse; kidnapping; rape; assault; arson; burglary; robbery; and the production, sale, or distribution of illegal drugs. In addition to investigating crimes, Office of Justice Services provides oversight and technical assistance to Tribal law enforcement agencies. The BIA administers law enforcement programs which are either Tribally operated or provided as a direct service.
A0J31	Detention/Corrections	The Detention/Corrections line pays for expenses such as staff, food service contracts, inmate surveillance and other computer systems, contract bed space, communications equipment and service, bedding, and uniforms. In addition, the program funds teams of armed transport officers to enable police officers to remain in their respective communities, patrolling, and enforcing the law rather than traveling long distances to transport prisoners. The OJS Detention/Corrections program oversees detention programs nationwide.
A0J32	Inspections/Internal Affairs	The Inspections/Internal Affairs program conducts operational inspections/audits, physical security audits of Bureau of Indian Education (BIE) schools and IA Federal buildings, and investigations of officer-involved shootings and in-custody deaths that occur in Indian Country. This oversight function emphasizes standardization and professionalism of BIA and Tribal law enforcement, criminal investigations, and corrections programs.
A0J33	Law Enforcement Special Initiatives	The Law Enforcement Special Initiatives program targets resources for specific initiatives including Missing and Murdered Indigenous Persons, victim and witness services, data collection, and land mobile radio communication. The special initiative line allows OJS to dedicate funding for focused strategic efforts directed to a specific purpose.
A0J34	Indian Police Academy	The Indian Police Academy (IPA) is located at the Department of Homeland Security Federal Law Enforcement Training Center at Artesia, New Mexico and provides basic police, criminal investigation, telecommunications, and detention training programs at no cost to Tribal or Federal personnel serving the critical public safety needs of Indian Country.
A0J35	Tribal Justice Support	The Office of Tribal Justice Support was established to further the development, operation, and enhancement of Tribal justice systems and BIA Courts of Indian Offenses. The program regularly provides Tribal Courts with technical assistance in the fields of pre-trial, probation, alternative sentencing issues, family matter issues including domestic violence, Indian Child Welfare Act (ICWA), juvenile issues, victim witness issues, probate matters, contract matters, and matters of economic development including contract issues and Uniform Commercial Codes legislated by Tribal governments.
A0J36	Law Enforcement Program Management	Law Enforcement Program Management funding supports the Office of Justice Services' national leadership team and a number of administrative or support services to manage the activity effectively for Tribes. The team collaborates with other Federal partners, and develops and disseminates standards, policies, and procedures for IA implementation of the law enforcement, corrections, emergency management, land mobile radio, Tribal court, and justice training programs.
A0J38	Facilities Operations & Maintenance	Public safety facility operations funds are used to operate facilities that run law enforcement and detention programs. These operational costs include janitorial services, utilities, refuse disposal, fire protection, maintenance of vehicles, communications, pest control, personnel services, equipment, materials and supplies, travel, training, and products required to keep these services operational. The program funds are also used for costs necessary to comply with Occupational Safety and Health Act standards.
A0J90	Tribal Courts (TPA)	The Tribal Courts (TPA) program provides funding to an Tribal courts under Pub.L. 93-638 contracts and self-governance compacts. Tribes use this funding for judges, prosecutors, public defenders, court clerks, court administrators, pre-trial and probation officers, juvenile officers, victim witness specialists, and other court support staff and administrative costs that contribute to the operation of Tribal justice systems.
A0J91	Fire Protection (TPA)	Fire Protection (TPA) funds Tribal fire protection programs. The Fire Protection program supports Tribal fire staff, trains volunteer firefighters, repairs existing firefighting equipment, and purchases additional equipment. Funding is also used to purchase smoke detectors, fire extinguishers, and emergency lights to ensure the fire safety of Tribal buildings.

Description of BIA Programs

(This table only outlines existing funds through 2023 within individual program elements. Descriptions do not include any funding that is being requested in FY 2025.)

Functional Area	Title	Description
	COMMUNITY and ECONOMIC DEVELOPMENT	The Community and Economic Development activity supports the advancement of American Indian and Alaska Native communities by creating reservation jobs, bolstering reservation economies, and promoting economic growth throughout Indian Country.
A0C90	Job Placement and Training (TPA)	The Job Placement and Training (TPA) program is designed to assist individuals in securing jobs at livable wages, thereby reducing their dependence on federally subsidized programs such as childcare assistance, food stamps, and welfare. The JP&T funding aims to assist eligible applicants in obtaining job skills and in finding and retaining a job, thereby leading to self-sufficiency. The funding provides for vocational training and employment assistance to individuals to improve job skills and provide increased employment. The P.L. 102-477 program is also operated from within this budget line item. Tiwahe funding is also included within this line.
A0C91	Economic Development (TPA)	The Economic Development (TPA) subactivity consists of Tribal base economic development funding. The funding assists Tribes in developing programs to build business and commercial capacity for individual Tribal members, as well as opportunities to enhance reservation economies. This funding also facilitates technical assistance for Tribes and individual Indians on accessing Federal and non-Federal resources that support entrepreneurship, capacity-building, access to capital, and business development.
	<i>Community Development Oversight</i>	
A0C50	Central Oversight	The Office of Indian Economic Development (OIED) Central Office staff provide management and oversight for all of the DOI's Indian economic development programs, including the commercial code adoption and implementation program, Indian economic development feasibility study grants, the National Tribal Broadband Grant (NTBG) program, Business Incubators grants, the Tiwahe program, economic development activities, oversight of the NATIVE Act tourism efforts and training, and oversight of the Native language revitalization programs. OIED is responsible for the day-to-day management of its wide range of projects, creation of new initiatives and monitoring methods, addressing economic development issues as they arise, conducting internal control reviews, and other operational matters.
	EXECUTIVE DIRECTION and ADMINISTRATIVE SERVICES	The Executive Direction and Administrative Services Activity consists of subactivities related to support of the Assistant Secretary's Office, including executive direction and management of IA finance, budget, acquisition, property, information resources, human resource services, facilities management and intra-governmental, direct rental and GSA payments. This activity provides the policy and line supervision for all IA actions as well as the administrative support for all IA programs.
A0A50	Assistant Secretary Support	Assistant Secretary Support funds the following offices/function: Offices of Congressional and Legislative Affairs, Public Affairs, Regulatory Affairs and Collaborative Action, Self-Governance, Indian Gaming, Federal Acknowledgement, the Deputy Assistant Secretary for Management, and Administration and the Director of the Whitehouse Council on Native American Affairs. This activity also supports the Federal Indian Boarding School Initiative.
	<i>Executive Direction</i>	
A0A90	Executive Direction (TPA)	This program supports the core funding for the offices of the Superintendent at 85 agency locations as well as the Office of the Deputy Bureau Director for Field Operations. These line officers at the field sites provide planning, direction, and line management leadership for the development and implementation of policy initiatives and program accountability to meet the Departmental Goal Performance objectives. Agency Superintendents provide decision-making, direction, public relations, IA representation to other governmental agencies and private sector organizations, and overall management of assigned resources at the local level.
A0A51	Executive Direction (Central)	This line supports BIA senior leadership in Central Office, who provide organizational direction and coordination to ensure that all programs are effectively integrated in areas of policy formulation and review, Tribal consultation, public relations, representation of IA to other governmental agencies and private sector organizations, and the overall management of assigned resources. Executive Direction (Central) also provides funds for the Equal Employment Opportunity Office (EEO).
A0A60	Executive Direction (Regional)	The offices of the regional directors and immediate support staff are located throughout the Nation at the BIA 12 regional offices. The regional directors are the line officers who provide high level support to Tribes in each of their respective servicing areas. They are key regional decision makers providing management, leadership, and accountability for regional staff and programs. They ensure assigned programs are developed to meet the goals and strategies of the Department and execute all authorities and responsibilities delegated by the Secretary through the Assistant Secretary - Indian Affairs.
	<i>Administrative Services</i>	
A0A91	Administrative Services (TPA)	This program supports the core funding for administrative services provided at field offices at the agency level, specifically procurement, property management, financial administration, and P.L. 93-638 contracts and grants administration support. The staff is essential to the overall operation in their respective servicing area in providing direct support to Tribes through direct program services or 638 contracts/grants.
A0A52	Administrative Services (Central)	This program provides administrative services responsible for improving internal controls and fiscal integrity in the areas of budget and performance management, accounting management, acquisition and procurement management, property management, safety management, data management and internal evaluation and assessment.
A0A62	Administrative Services (Regional)	The Regional Offices provide administrative services by regulating and accounting for resources used to achieve the Bureau's mission and uphold mandates as required by Federal statutes such as the Performance and Results Act, and the Indian Self-Determination Act, as amended. Each activity is a direct operating service in support of Federal trust program activities and serves as a backup to field locations by supplementing services to those locations. Staff also provides technical advice and assistance to Tribes within their servicing areas, particularly related to P.L. 93-638 contract and grant programs.

Description of BIA Programs

(This table only outlines existing funds through 2023 within individual program elements. Descriptions do not include any funding that is being requested in FY 2025.)

Functional Area	Title	Description
	<i>Safety and Risk Management</i>	
A0A54	Central Safety & Risk Management	The Central Division reviews architectural and engineering drawings, specifications, shop submittals, and all other documents for construction and major rehabilitation or repair of facilities and existing facilities for compliance with applicable codes and standards. In addition, the Central Division conducts final inspections for new construction, major renovation projects for issuance of a Certificate of Occupancy as well as performs inspections and evaluations of facilities to determine safety and health deficiencies or hazardous conditions.
A0A61	Regional Safety Management	The Regional Safety and Health program administers safety programs that are required by law and provides technical assistance for Federal employees at the regional level. The Regional Program ensures that IA employees comply with applicable safety procedures, health laws and regulations to provide a safe and healthful working environment.
	Information Resources Technology	
A0A5A	Information Resources Technology	Information Resources Technology (IRT) funds the Assistant Director for Information Resources-Indian Affairs (ADIR-IA) and is responsible for providing information technology (IT) tools and services to IA, supporting IA employees, and key systems and applications that are vital to the execution of the missions of the Office of the Assistant Secretary – Indian Affairs (AS-IA), the Bureau of Indian Affairs (BIA) and the Bureau of Indian Education (BIE).
	<i>Human Capital Management</i>	
A0A53	Human Resources	Office of Human Capital Management provides all recruitment, on-boarding, personnel staffing, position classification, employee benefit administration and has in-sourced retirement services, personnel action processing, records management, managing and maintaining the personal identity verification (PIV) card credentialing program, labor relations administration, labor contract negotiations, and employee relations including representation before third parties for all of IA. The OHCM develops, interprets, and issues HR and employee development policy.
A0A30	Labor-Related Payments	The Labor-Related Payments and Training program consists of the following three components: Workers’ Compensation Payments, Unemployment Compensation, and Employee Displacement Costs.
	<i>Facilities Management</i>	
A0A31	Regional Facilities Management	This program ensures that all employees have safe and healthy work environments through the efficient use of resources for new construction, renovation, and maintenance of non-education IA funded facilities (i.e., supervision and inspection of major repair and improvement projects, inspection and evaluation of specialty systems, such as boilers, water and waste disposal water treatment, and control systems for heating and cooling, telecommunications and alarms, diagnosis of problems in electrical and mechanical systems, identification and development of need specifications and cost estimates for project repairs).
A0A32	Operations and Maintenance	Funds support the daily operation and maintenance of IA general administration buildings.
A0A33	Intra-Governmental Payments	Requested funds will cover intra-governmental payments for services provided or administered by the Department of the Interior, the National Business Center (NBC), the United States Postal Service (USPS), and the General Services Administration (GSA).
A0A34	Rentals [GSA/Direct]	This program provides the core funding for IA office and special purpose space, which includes leases with the General Services Administration (GSA) and direct leases primarily with Tribes. It directly supports all IA goals and objectives through provision of office space for trust reform, Indian education, the Indian school construction program, information technology, the wildland fire program, general program support, and administration programs.
	CONTRACT SUPPORT COST ACCOUNTS	
A3T93	Contract Support (TPA)	The Contract Support (TPA) program contracts with Tribes for a range of Indian programs that are managed by BIA on their behalf. Once having contracted the program, a Tribe assumes responsibility for all aspects of its management, such as hiring program personnel, conducting program activities, delivering program services, and establishing and maintaining administrative and accounting systems. Typical programs that are contracted by Tribes include such BIA programs as law enforcement, social services, road maintenance, and natural resource programs.
A3T94	Indian Self-Determination Fund	Beginning in FY 1995, BIA established a separate Indian Self-Determination (ISD) fund to provide funding for Contract Support Costs for new and expanded contracts during the first year of operation. The ISD fund enables BIA to assist with startup costs for the new or expanding programs, services, functions, or activities. The funding includes allowable start-up costs, without decreasing the funding for ongoing contracts. In the second year of a contract, the funding amount is added to the Contract Support Cost calculation and the Tribe receives a share of contract support funding for ongoing contracts.
	Payments for Tribal Leases	
A3L30	Payments for Tribal Leases	The Payments for Tribal Leases activity funds facility lease agreements under section 105(l) of the Indian Self-Determination and Education Assistance Act (ISDEAA) in support of Tribal self-determination. ISDEAA requires the BIA and the BIE to enter into a section 105(l) lease upon the request of a Tribe or Tribal organization for a facility used by the Tribe or Tribal organization in support of its Tribally operated ISDEAA contract or compact, or Tribally Controlled Schools Act grant.
	INDIAN LAND CONSOLIDATION	
A5905	Indian Land Consolidation Program	The Indian Land Consolidation Program reduces land fractionation and achieves Tribal majority ownership in lands. It also supports Tribal sovereignty by enabling Tribes to make decisions about land management, use, and protection that facilitate climate resilience. The program also supports Tribal climate mitigation and adaptation efforts through land consolidation.

Description of BIA Programs

(This table only outlines existing funds through 2023 within individual program elements. Descriptions do not include any funding that is being requested in FY 2025.)

Functional Area	Title	Description
	CONSTRUCTION	
	PUBLIC SAFETY AND JUSTICE CONSTRUCTION	The Public Safety & Justice (PS&J) construction program funds facility replacement, improvement, and repair and related projects at BIA funded Law Enforcement and Detention/Corrections facilities across Indian Country. Construction projects are accomplished by BIA through commercial entities or by the Tribe(s) that utilize the facility under contract or compact as authorized by P.L. 93-638, as amended. Completion of projects facilitates compliance with the requirements of the Americans with Disabilities Act (ADA), Environmental Protection Agency (EPA), and other safety code requirements. The PS&J activity also funds the program that maintains fire safety systems in schools, dormitories, and other facilities.
A1119	Facilities Replacement/New Construction	The Public Safety and Justice Facilities Replacement/New Construction program allows for the new construction of detention or law enforcement facilities or the replacement of facilities that are in poor condition.
A1120	Employee Housing	The PS&J Employee Housing program provides living quarters for BIA funded law enforcement and detention/corrections programs. Housing is constructed using a pre-approved standard design that meets IA-adopted building codes and standards, including health and safety standards. The availability of employee housing is a significant recruitment and retention incentive for these programs that are often remotely located in areas with scarce or no commercial housing stock.
A1117	Facilities Improvement and Repair	The PS&J Facilities Improvement & Repair program manages projects to correct critical health and safety deficiencies at detention and law enforcement facilities in the BIA inventory either through repair, renovation, or rehabilitation.
A1118	Fire Safety Coordination	The Fire Safety Coordination program provides basic support activities and technical assistance for IA's structural fire protection program covering schools, detention centers, and all other IA funded facilities.
A1118	Fire Protection	The Structural Fire Protection Program (SFPP) focuses on fire safety needs with an emphasis on educational facilities. The SFPP ensures fire suppression responses by IA, Tribal, other Federal, and county fire departments. The SFPP provides structural fire protection systems for IA-funded facilities. This includes upgrading or replacing non-working or outdated fire alarm and automatic sprinkler systems. The SFPP also provides support to locations with fire trucks, structural fire training, and equipment replacement.
	RESOURCES MANAGEMENT CONSTRUCTION	The Resources Management Construction activity contributes to the management of land and natural resource assets in Indian Country through the delivery of water consistent with applicable Federal, Tribal, and State laws. The activity includes two primary programs that address deferred maintenance needs at Indian irrigation projects and dams. The objective of the Dam Safety program is to ensure that dams under the jurisdiction of Indian Affairs do not present unacceptable risks to public safety and property. The primary emphasis is on emergency management to protect downstream residents from undue risks associated with the dams.
	<i>Irrigation Project Construction:</i>	
A1121	Navajo Indian Irrigation Project	This program funds construction and deferred maintenance rehabilitation of the Navajo Indian Irrigation Project (NIIP). Work is accomplished by IA staff and through a reimbursable agreement with the Bureau of Reclamation or a P.L. 93-638 contract with the Navajo Nation. The legislation authorized the Secretary of the Interior to construct, operate, and maintain the NIIP for the principal purpose of furnishing irrigation water.
A1128	Irrigation Projects-Rehabilitation	This program provides management, oversight, and engineering technical assistance to the irrigation projects under IA's jurisdiction. The program addresses deferred maintenance needs at congressionally authorized irrigation projects. These projects are located on Indian reservations across the Rocky Mountain, Northwest, Southwest, Navajo and Western Regions. The IA also has irrigation systems in its inventory which are non-revenue-generating that are mainly used for subsistence gardening. Many of these irrigation facilities have antiquated infrastructure and the program started modernization studies at the Indian irrigation projects to determine the need for capital improvements. The current water users on IA projects include the Tribes, individual Indian landowners, non-Indian landowners, and Indian and non-Indian lessees of Indian lands.
A1122	Engineering and Supervision	This program provides technical support and assistance to the Indian Affairs irrigation and power projects. The support and assistance includes asset management, budgeting, training and technical assistance, billing and collection activities, program reviews, computerized maintenance management implementation, and various other technical support, which includes developing and writing Operation and Maintenance Guidelines for each of the Indian Affairs irrigation projects.
A1123	Survey and Design	This program provides the planning and technical support activities for the Irrigation Resources Management Construction and develops information required for rehabilitation and maintenance efforts for the irrigation projects owned, operated and maintained by IA.
A1126	Federal Power Compliance [FERC]	This program provides funding, technical assistance and information development to Indian Tribes affected by Federally-licensed hydropower projects or engaged in hydropower development on Indian lands and ensures data acquisition and development in support of the Secretary's substantial evidence requirements under the Federal Power Act (FPA) (16 U.S.C. 739a-825r).
	<i>Dam Projects:</i>	
A1124	Safety of Dams	The Indian Dams Safety Act of 1994 established that BIA is responsible for all dams on Indian lands. The Safety of Dams (SOD) program focuses resources on high- or significant-hazard potential dams on Indian reservations which Indian Affairs performs maintenance, enhances security, and rehabilitates dams in poor condition. The BIA is developing emergency action plans and early warning systems on all of its high and significant hazard dams.
A1125	Dam Maintenance	These funds are used to perform the annual maintenance necessary to keep dams from deteriorating into an unsafe condition. Funds are distributed for routine maintenance and emergency repairs of high and significant hazard potential dams on Indian lands. In addition, annual maintenance is performed on early warning systems.
	OTHER PROGRAM CONSTRUCTION	The Other Program Construction program provides funding for expenses such as the rehabilitation and repair needs of structures in the Indian Affairs (IA) inventory that serve Regional and Agency offices across the Nation, telecommunications towers and equipment, and BIA-owned water and wastewater systems.

Description of BIA Programs

(This table only outlines existing funds through 2023 within individual program elements. Descriptions do not include any funding that is being requested in FY 2025.)

Functional Area	Title	Description
A1152	Telecommunications Improvement & Repair	Telecommunications Improvement and Repair program provides technical assistance, guidance, and administration on matters concerning Indian Affairs (IA) telecommunication systems and facilities.
A1153	Facilities/Quarters Improvement and Repair	The Facilities/Quarters Improvement and Repair program addresses deferred maintenance issues at existing regional and agency administrative facilities.
A1155	Construction Program Management	Construction Program Management provides strategic, tactical, and liaison support for the facilities programs operated by IA including maintenance of the IA Facilities Management System. The subactivity also provides operations funding in accordance with the Fort Peck Reservation Rural Water System Act of 2000. The program also supports improvement and repair projects that address public health and safety compliance issues at BIA-owned drinking water and sanitation systems.
	INDIAN LAND AND WATER CLAIM SETTLEMENTS	This activity provides funding to satisfy authorized discretionary appropriations amounts in enacted Indian land and water claims settlements.
	Land Settlements:	
A2219	White Earth Land Settlement Act (Adm.)	In accordance with P.L. 99-264, the White Earth Land Settlement Act, these funds are used to investigate and verify questionable transfers of land by which individual Indian allottees or their heirs were divested of ownership. A major portion of work is contracted under the authority of P.L. 93-638, as amended, to the White Earth Reservation Business Committee.
	Miscellaneous Payments to Indians:	
A2252	Truckee River Operating Agreement	The Truckee River Operating Agreement (TROA) was authorized and required by Section 205 of P.L. 101-618, 104 Stat. 3289, 3304-3308 (1990). TROA requires the United States to pay 40 percent of the TROA Administrator's costs and the assessed amount for Operations & Maintenance at Boca Dam and Reservoir .
	INDIAN GUARANTEED LOAN PROGRAM	The Indian Guaranteed Loan Program (IGLP) fuels Tribal community development by promoting the creation or expansion of Indian businesses that provide goods and services to Tribal communities and by advancing infrastructure development in Indian Country. A direct result of the program's activity is the creation and retention of jobs with wages that can support decent living conditions and economic expansion in the communities the program serves.
A4453	Subsidies	Funding for IGLP supports subsidies of new loans issued under the Loan Guarantee, Insurance and Interest Subsidy program, part of the Indian Financing Act of 1974 (Pub.L. 93-262), as amended. Loan guarantees and insurance for new loans made by private lenders to Indian-owned businesses in Indian country cover outstanding loan principal and accrued interest to reduce lender risk and make Indian business financing more readily available.
A4451	Program Management	Program management includes the Division of Capital Investment's administration of the program's credit portfolio, development of program policies, oversight of regulatory compliance, application review, loan modification analysis, claim for loss review, and enforced collection of assigned guaranteed and insured loans. Funds are used to pay for expenses such as salaries, travel, training, program marketing and outreach, program management software, file management, and operational costs. DCI staff interact directly with lenders, borrowers, and local economic development organizations to provide technical assistance for loan guarantee applications.

Tribal Priority Allocations by Location

FY 2023 ENACTED TPA - BASE FUNDING

Dollars in Thousands (\$000)

ACTIVITY SubActivity	GREAT PLAINS REGION TOTAL	RD - GREAT PLAINS REGION	DD, INDIAN SVC - GREAT PLAINS REGION	DD, TRUST SVC - GREAT PLAINS REGION	Flandreau Santee Sioux Tribe	CHEYENNE RIVER AGENCY	Cheyenne River Sioux Tribe	FORT BERTHOLD AGENCY	Three Affiliated Tribes of Fort Berthold
TRIBAL GOVERNMENT									
Aid to Tribal Government (TPA)	1,390						3		35
Consolidated Tribal Gov't Program (TPA)	14,305				352		2,680		2,764
Road Maintenance (TPA)	5								4
HUMAN SERVICES									
Social Services (TPA)	7,856		465		3	532	73		135
Indian Child Welfare Act (TPA)	1,750						18		13
Housing Program (TPA)	336								0
Human Services Tribal Design (TPA)	0								
TRUST-NATURAL RESOURCES MANAGEMENT									
Natural Resources (TPA)	242			10					
Agriculture Program (TPA)	3,343			0		726		269	
Forestry Program (TPA)	152								
Water Resources Program (TPA)	571								2
Wildlife & Parks Program (TPA)	911						5		2
Energy & Minerals Program (TPA)	38							38	
TRUST-REAL ESTATE SERVICES									
Trust Services (TPA)	1,177	2		127		212		92	
Probate (TPA)	2,791			412		188		239	
RES Program (TPA)	7,671			444		535		1,352	
EQ Program (TPA)	114			114					
Rights Protection (TPA)	3								
PUBLIC SAFETY AND JUSTICE									
Tribal Courts (TPA)	6,981		208		0		18		
Fire Protection (TPA)	126								39
COMMUNITY & ECONOMIC DEVELOPMENT									
Job Placement & Training (TPA)	1,608								
Economic Development (TPA)	569								
EXECUTIVE DIRECTION AND ADMIN SERVICES									
Executive Direction (TPA)	3,718	21				222		152	
Administrative Services (TPA)	2,206	38				158		155	
TOTAL, TPA BASE FUNDING	57,861	60	673	1,108	355	2,573	2,798	2,296	2,994

FY 2023 ENACTED TPA - BASE FUNDING

Dollars in Thousands (\$000)

ACTIVITY SubActivity	FORT TOTTEN AGENCY	Spirit Lake Tribe	PINE RIDGE AGENCY	Oglala Sioux Tribe of Pine Ridge	ROSEBUD AGENCY	Rosebud Sioux Tribe	YANKTON AGENCY	Yankton Sioux Tribe	Ponca Tribe of Nebraska
TRIBAL GOVERNMENT									
Aid to Tribal Government (TPA)		42		452				50	
Consolidated Tribal Gov't Program (TPA)						1,797			1,131
Road Maintenance (TPA)		0				0			
HUMAN SERVICES									
Social Services (TPA)	318	1,544	618	410	167	466	377	142	21
Indian Child Welfare Act (TPA)		678		166		116		80	12
Housing Program (TPA)		295		39		0			
Human Services Tribal Design (TPA)									
TRUST-NATURAL RESOURCES MANAGEMENT									
Natural Resources (TPA)		4		137				0	
Agriculture Program (TPA)	108		529	13	498		59	2	
Forestry Program (TPA)			18		0				
Water Resources Program (TPA)				109					
Wildlife & Parks Program (TPA)		65		250				59	
Energy & Minerals Program (TPA)									
TRUST-REAL ESTATE SERVICES									
Trust Services (TPA)			116		0				
Probate (TPA)	84		326		263		143		
RES Program (TPA)	395		793		890		144	2	
EQ Program (TPA)									
Rights Protection (TPA)									
PUBLIC SAFETY AND JUSTICE									
Tribal Courts (TPA)		312		1,878		1,426		145	79
Fire Protection (TPA)		51						4	
COMMUNITY & ECONOMIC DEVELOPMENT									
Job Placement & Training (TPA)		5		386		197		112	
Economic Development (TPA)				221				3	195
EXECUTIVE DIRECTION AND ADMIN SERVICES									
Executive Direction (TPA)	245		370		1,027		388		
Administrative Services (TPA)	59		294		0		111		
TOTAL, TPA BASE FUNDING	1,210	2,996	3,065	4,063	2,845	4,002	1,223	597	1,438

FY 2023 ENACTED TPA - BASE FUNDING

Dollars in Thousands (\$000)

ACTIVITY SubActivity	FIELD REP, PONCA FIELD OFFICE	SISSETON AGENCY	Sisseton- Wahpeton Oyate of The Lake Traverse Reservation	STANDING ROCK AGENCY	Standing Rock Sioux Tribe	TURTLE MOUNTAIN AGENCY	Turtle Mountain Band of Chippewa Indians	Trenton Indian Service Area	WINNEBAGO AGENCY
TRIBAL GOVERNMENT									
Aid to Tribal Government (TPA)			27	70	174	299		41	
Consolidated Tribal Gov't Program (TPA)			689		2,824				
Road Maintenance (TPA)									
HUMAN SERVICES									
Social Services (TPA)		176	203	354	55	367	527		
Indian Child Welfare Act (TPA)			87		36		129		
Housing Program (TPA)					0		1	0	
Human Services Tribal Design (TPA)									
TRUST-NATURAL RESOURCES MANAGEMENT									
Natural Resources (TPA)			1						
Agriculture Program (TPA)			139		312	66			194
Forestry Program (TPA)							67		67
Water Resources Program (TPA)					458				
Wildlife & Parks Program (TPA)			1		276		5	53	
Energy & Minerals Program (TPA)									
TRUST-REAL ESTATE SERVICES									
Trust Services (TPA)		129		137		105	5		127
Probate (TPA)		130		237		340			251
RES Program (TPA)	92	478		700	3	539	84		459
EQ Program (TPA)									
Rights Protection (TPA)									
PUBLIC SAFETY AND JUSTICE									
Tribal Courts (TPA)			8		1,189	102	602		
Fire Protection (TPA)					1		31		
COMMUNITY & ECONOMIC DEVELOPMENT									
Job Placement & Training (TPA)					184	441	32	80	
Economic Development (TPA)					1				
EXECUTIVE DIRECTION AND ADMIN SERVICES									
Executive Direction (TPA)	20	200		200		198			321
Administrative Services (TPA)		166		209		228			329
TOTAL, TPA BASE FUNDING	113	1,279	1,155	1,907	5,512	2,686	1,482	173	1,747

FY 2023 ENACTED TPA - BASE FUNDING

Dollars in Thousands (\$000)

ACTIVITY SubActivity	Omaha Tribe of Nebraska	Santee Sioux Nation	Winnebago Tribe	CROW CREEK AGENCY	Crow Creek Sioux Tribe	LOWER BRULE AGENCY	Lower Brule Sioux Tribe
TRIBAL GOVERNMENT							
Aid to Tribal Government (TPA)		195					2
Consolidated Tribal Gov't Program (TPA)	1,165		904				
Road Maintenance (TPA)	1						
HUMAN SERVICES							
Social Services (TPA)	6	109	75	380			332
Indian Child Welfare Act (TPA)	77	143	64		80		53
Housing Program (TPA)							
Human Services Tribal Design (TPA)							
TRUST-NATURAL RESOURCES MANAGEMENT							
Natural Resources (TPA)		6			84		
Agriculture Program (TPA)		19		214		196	
Forestry Program (TPA)							
Water Resources Program (TPA)							1
Wildlife & Parks Program (TPA)		53					142
Energy & Minerals Program (TPA)							
TRUST-REAL ESTATE SERVICES							
Trust Services (TPA)		1				124	0
Probate (TPA)				110		66	
RES Program (TPA)		35		400		325	
EQ Program (TPA)							
Rights Protection (TPA)		3					
PUBLIC SAFETY AND JUSTICE							
Tribal Courts (TPA)		358			217		439
Fire Protection (TPA)		1					
COMMUNITY & ECONOMIC DEVELOPMENT							
Job Placement & Training (TPA)		79		1	50		40
Economic Development (TPA)		148					1
EXECUTIVE DIRECTION AND ADMIN SERVICES							
Executive Direction (TPA)				186		169	
Administrative Services (TPA)				310		148	
TOTAL, TPA BASE FUNDING	1,248	1,151	1,042	1,601	430	1,028	1,010

FY 2023 ENACTED TPA - BASE FUNDING

Dollars in Thousands (\$000)

ACTIVITY SubActivity	SOUTHERN PLAINS REGION TOTAL	RD - SOUTHERN PLAINS REGION	DD, TRUST SVC - SOUTHERN PLAINS	Alabama- Coushatta Tribe of Texas	HORTON AGENCY	Iowa Tribe of Kansas and Nebraska	Kickapoo Tribe of Kansas	Prairie Band of Potawatomi of Kansas	Sac & Fox Tribe of Missouri in Kansas &
TRIBAL GOVERNMENT									
Aid to Tribal Government (TPA)	1,302	161			142				5
Consolidated Tribal Gov't Program (TPA)	2,551			844		198	483	578	162
Road Maintenance (TPA)	4					2	1	1	
HUMAN SERVICES									
Social Services (TPA)	2,421	312		7		7	18	21	2
Indian Child Welfare Act (TPA)	979			40		31	57	61	26
Housing Program (TPA)	0								
Human Services Tribal Design (TPA)	2								
TRUST-NATURAL RESOURCES MANAGEMENT									
Natural Resources (TPA)	0								
Agriculture Program (TPA)	1,619	107			102				
Forestry Program (TPA)	0								
Water Resources Program (TPA)	0								
Wildlife & Parks Program (TPA)	0								
Energy & Minerals Program (TPA)	81	81							
TRUST-REAL ESTATE SERVICES									
Trust Services (TPA)	595	197	3						
Probate (TPA)	855	240			76				
RES Program (TPA)	3,327	559			321				
EQ Program (TPA)	62	62							
Rights Protection (TPA)	0								
PUBLIC SAFETY AND JUSTICE									
Tribal Courts (TPA)	996	692				8	22	16	
Fire Protection (TPA)	3								
COMMUNITY & ECONOMIC DEVELOPMENT									
Job Placement & Training (TPA)	745								
Economic Development (TPA)	16								
EXECUTIVE DIRECTION AND ADMIN SERVICES									
Executive Direction (TPA)	846	307			112				
Administrative Services (TPA)	616	52			76				
TOTAL, TPA BASE FUNDING	17,019	2,772	3	891	829	246	580	677	194

FY 2023 ENACTED TPA - BASE FUNDING

Dollars in Thousands (\$000)

ACTIVITY SubActivity	CONCHO AGENCY	Cheyenne and Arapaho Tribes of Oklahoma	ANADARKO AGENCY	Wichita and Affiliated Tribes of Oklahoma	Caddo Nation of Oklahoma	Comanche Nation, Oklahoma	Apache Tribe of Oklahoma	Kiowa Indian Tribe of Oklahoma	PAWNEE AGENCY
TRIBAL GOVERNMENT									
Aid to Tribal Government (TPA)		69	94	0	94	32			
Consolidated Tribal Gov't Program (TPA)									
Road Maintenance (TPA)									
HUMAN SERVICES									
Social Services (TPA)		674	268	1	22	179	29	354	271
Indian Child Welfare Act (TPA)		150		1	58	98	54	136	
Housing Program (TPA)									
Human Services Tribal Design (TPA)				2					
TRUST-NATURAL RESOURCES MANAGEMENT									
Natural Resources (TPA)									
Agriculture Program (TPA)	297		939						114
Forestry Program (TPA)									
Water Resources Program (TPA)									
Wildlife & Parks Program (TPA)									
Energy & Minerals Program (TPA)									
TRUST-REAL ESTATE SERVICES									
Trust Services (TPA)	128		143						125
Probate (TPA)	83		245						142
RES Program (TPA)	617		1,133						527
EQ Program (TPA)									
Rights Protection (TPA)									
PUBLIC SAFETY AND JUSTICE									
Tribal Courts (TPA)		164				4			
Fire Protection (TPA)									
COMMUNITY & ECONOMIC DEVELOPMENT									
Job Placement & Training (TPA)		178	138	0	26	141	47	182	
Economic Development (TPA)									
EXECUTIVE DIRECTION AND ADMIN SERVICES									
Executive Direction (TPA)	88		172						167
Administrative Services (TPA)	126		199						163
TOTAL, TPA BASE FUNDING	1,338	1,235	3,331	4	199	455	129	672	1,508

FY 2023 ENACTED TPA - BASE FUNDING

Dollars in Thousands (\$000)

ACTIVITY SubActivity	Otoe- Missouria Tribe of Oklahoma	Pawnee Nation of Oklahoma	Tonkawa Tribe of Oklahoma	SHAWNEE AGENCY	Iowa Tribe of Oklahoma	Kickapoo Traditional Tribe of Texas
TRIBAL GOVERNMENT						
Aid to Tribal Government (TPA)	100	142			90	372
Consolidated Tribal Gov't Program (TPA)			287			
Road Maintenance (TPA)	0					
HUMAN SERVICES						
Social Services (TPA)	15				143	97
Indian Child Welfare Act (TPA)	60	62	45		38	62
Housing Program (TPA)						
Human Services Tribal Design (TPA)						
TRUST-NATURAL RESOURCES MANAGEMENT						
Natural Resources (TPA)						
Agriculture Program (TPA)				54	6	
Forestry Program (TPA)						
Water Resources Program (TPA)						
Wildlife & Parks Program (TPA)						
Energy & Minerals Program (TPA)						
TRUST-REAL ESTATE SERVICES						
Trust Services (TPA)					0	
Probate (TPA)				69	0	
RES Program (TPA)				150	20	
EQ Program (TPA)						
Rights Protection (TPA)						
PUBLIC SAFETY AND JUSTICE						
Tribal Courts (TPA)		58	5		25	1
Fire Protection (TPA)					3	
COMMUNITY & ECONOMIC DEVELOPMENT						
Job Placement & Training (TPA)	20				12	
Economic Development (TPA)	16					
EXECUTIVE DIRECTION AND ADMIN SERVICES						
Executive Direction (TPA)						
Administrative Services (TPA)						
TOTAL, TPA BASE FUNDING	212	263	337	274	338	532

FY 2023 ENACTED TPA - BASE FUNDING

Dollars in Thousands (\$000)

ACTIVITY SubActivity	ROCKY MOUNTAIN REGION TOTAL	RD - ROCKY MOUNTAIN REGION	DD, INDIAN SVC - ROCKY MOUNTAIN REGION	DD, TRUST SVC - ROCKY MOUNTAIN REGION	BLACKFEET AGENCY	Blackfeet Tribe	CROW AGENCY	Crow Tribe	FORT BELKNAP AGENCY	Fort Belknap Community Council
TRIBAL GOVERNMENT										
Aid to Tribal Government (TPA)	1,252						101	85		835
Consolidated Tribal Gov't Program (TPA)	0									
Road Maintenance (TPA)	0									
HUMAN SERVICES										
Social Services (TPA)	6,637		639			823	704	73		1,566
Indian Child Welfare Act (TPA)	1,035					99		105		486
Housing Program (TPA)	501					50		111		280
Human Services Tribal Design (TPA)	66					37				29
TRUST-NATURAL RESOURCES MANAGEMENT										
Natural Resources (TPA)	196									
Agriculture Program (TPA)	2,835			319	345	103	659		392	57
Forestry Program (TPA)	1,613			145		246	417		124	3
Water Resources Program (TPA)	848			191		306				1
Wildlife & Parks Program (TPA)	180			99						5
Energy & Minerals Program (TPA)	0									
TRUST-REAL ESTATE SERVICES										
Trust Services (TPA)	1,089			120	208		224		122	48
Probate (TPA)	1,416			197	169		227		155	
RES Program (TPA)	6,168			117	985		1,471		773	
EQ Program (TPA)	261			261						
Rights Protection (TPA)	244			244						
PUBLIC SAFETY AND JUSTICE										
Tribal Courts (TPA)	5,634					1,091		460		549
Fire Protection (TPA)	167					23				65
COMMUNITY & ECONOMIC DEVELOPMENT										
Job Placement & Training (TPA)	757					105		226		0
Economic Development (TPA)	559					159				400
EXECUTIVE DIRECTION AND ADMIN SERVICES										
Executive Direction (TPA)	1,289				148		200		138	
Administrative Services (TPA)	1,552	11			315		349		211	
TOTAL, TPA BASE FUNDING	34,298	11	639	1,694	2,170	3,042	4,354	1,059	1,915	4,324

FY 2023 ENACTED TPA - BASE FUNDING

Dollars in Thousands (\$000)

ACTIVITY SubActivity	FORT PECK AGENCY	Assiniboine and Sioux Tribes - Fort Peck	NORTHERN CHEYENNE AGENCY	Northern Cheyenne Tribe, Inc.	WIND RIVER AGENCY	Wind River Inter-Tribal Council	Northern Arapaho Tribe	Eastern Shoshone Tribe	ROCKY BOYS AGENCY
TRIBAL GOVERNMENT									
Aid to Tribal Government (TPA)		10		142	79				
Consolidated Tribal Gov't Program (TPA)									
Road Maintenance (TPA)									
HUMAN SERVICES									
Social Services (TPA)	671	360	908	211		81	366	233	
Indian Child Welfare Act (TPA)		96		79			97	73	
Housing Program (TPA)		19		40					
Human Services Tribal Design (TPA)		0							
TRUST-NATURAL RESOURCES MANAGEMENT									
Natural Resources (TPA)		146		50					
Agriculture Program (TPA)		203	29	256	470				
Forestry Program (TPA)			550		127				
Water Resources Program (TPA)		129		107		114			
Wildlife & Parks Program (TPA)		8		49		19			
Energy & Minerals Program (TPA)									
TRUST-REAL ESTATE SERVICES									
Trust Services (TPA)	186		0		180				
Probate (TPA)	267		127		274				
RES Program (TPA)	1,298		365		1,158				
EQ Program (TPA)									
Rights Protection (TPA)									
PUBLIC SAFETY AND JUSTICE									
Tribal Courts (TPA)		645		645		2,245			
Fire Protection (TPA)				80					
COMMUNITY & ECONOMIC DEVELOPMENT									
Job Placement & Training (TPA)		264		119			42	1	
Economic Development (TPA)									
EXECUTIVE DIRECTION AND ADMIN SERVICES									
Executive Direction (TPA)	166		319		224				95
Administrative Services (TPA)	303		160		202				
TOTAL, TPA BASE FUNDING	2,891	1,880	2,459	1,779	2,715	2,458	506	308	95

FY 2023 ENACTED TPA - BASE FUNDING

Dollars in Thousands (\$000)

ACTIVITY SubActivity	ALASKA REGION TOTAL	RD-ALASKA REGION	WEST-CENTRAL AGENCY TOTAL	BETHEL AGENCY TOTAL	FAIRBANKS AGENCY TOTAL	NOME AGENCY TOTAL	SOUTHEAST AGENCY TOTAL
TRIBAL GOVERNMENT							
Aid to Tribal Government (TPA)	3,950	323	1,295	1,746	235	351	<u>0.4</u>
Consolidated Tribal Gov't Program (TPA)	9,685	0	3,385	2,478	2,125	436	1,260
Road Maintenance (TPA)	5	0	0	0	0	5	0
HUMAN SERVICES							
Social Services (TPA)	1,354	829	317	12	196	0	<u>0.5</u>
Welfare Assistance (TPA)	0	0	0	0	0	0	0
Indian Child Welfare Act (TPA)	2,298	0	813	541	506	144	294
Housing Program (TPA)	1	0	0	<u>0.3</u>	<u>0.3</u>	0	0
Human Services Tribal Design (TPA)	0	0	0	0	0	0	0
TRUST-NATURAL RESOURCES MANAGEMENT							
Natural Resources (TPA)	191	43	9	29	71	0	38
Agriculture Program (TPA)	125	74	15	5	10	20	0
Forestry Program (TPA)	335	329	2	0	5	0	<u>0.3</u>
Water Resources Program (TPA)	1	0	<u>0.3</u>	0	<u>0.7</u>	0	0
Wildlife & Parks Program (TPA)	135	91	2	0	42	0	0
Energy & Minerals Program (TPA)	0	0	0	0	0	0	0
TRUST-REAL ESTATE SERVICES							
Trust Services (TPA)	489	482	2	3	2	0	<u>0.4</u>
Probate (TPA)	664	664	0	0	0	0	0
RES Program (TPA)	1,487	613	313	151	295	34	80
EQ Program (TPA)	241	241	0	0	<u>0.2</u>	0	0
Alaskan Native Programs (TPA)	1,070	1,042	28	0	0	0	0
Rights Protection (TPA)	452	374	34	<u>0.6</u>	0	43	0
PUBLIC SAFETY AND JUSTICE							
Tribal Courts (TPA)	17	0	0	15	2	0	<u>0.1</u>
Fire Protection (TPA)	0	0	0	0	0	0	0
COMMUNITY & ECONOMIC DEVELOPMENT							
Job Placement & Training (TPA)	362	9	242	26	70	15	<u>0.3</u>
Economic Development (TPA)	45	15	<u>0.5</u>	12	17	0	0
EXECUTIVE DIRECTION AND ADMIN SERVICES							
Executive Direction (TPA)	468	317	0	2	149	0	0
Administrative Services (TPA)	608	432	2	1	172	0	0
TOTAL, TPA BASE FUNDING	23,982	5,878	6,460	5,023	3,897	1,049	1,675

FY 2023 ENACTED TPA - BASE FUNDING

Dollars in Thousands (\$000)

ACTIVITY SubActivity	WEST- CENTRAL ALASKA AGENCY	Native Village of Afognak	Native Village of Akhiok	Native Village of Cantwell	Native Village of Chitina	Native Village of Kluti-Kaah	Eklutna Native Village	Native Village of Gakona	Gulkana Village Council
TRIBAL GOVERNMENT									
Aid to Tribal Government (TPA)	340			97		3	142	157	
Consolidated Tribal Gov't Program (TPA)		161	121		152	127			
Road Maintenance (TPA)									
HUMAN SERVICES									
Social Services (TPA)	289								
Indian Child Welfare Act (TPA)		5	35	0	29	43	39	1	
Housing Program (TPA)									
Human Services Tribal Design (TPA)									
TRUST-NATURAL RESOURCES MANAGEMENT									
Natural Resources (TPA)	7								
Agriculture Program (TPA)				1	3	5			
Forestry Program (TPA)				0		1			
Water Resources Program (TPA)									
Wildlife & Parks Program (TPA)				0		2			
Energy & Minerals Program (TPA)									
TRUST-REAL ESTATE SERVICES									
Trust Services (TPA)	2								
Probate (TPA)									
RES Program (TPA)	254								
EQ Program (TPA)									
Alaskan Native Programs (TPA)	28								
Rights Protection (TPA)				5		10			10
PUBLIC SAFETY AND JUSTICE									
Tribal Courts (TPA)									
Fire Protection (TPA)									
COMMUNITY & ECONOMIC DEVELOPMENT									
Job Placement & Training (TPA)	188		6						
Economic Development (TPA)		0							
EXECUTIVE DIRECTION AND ADMIN SERVICES									
Executive Direction (TPA)	0								
Administrative Services (TPA)	2								
TOTAL, TPA BASE FUNDING	1,111	166	162	104	185	191	181	157	10

FY 2023 ENACTED TPA - BASE FUNDING
Dollars in Thousands (\$000)

ACTIVITY SubActivity	Igiugig Village	Village of Iliamna	Native Village of Karluk	Agdaagux Tribe of King Cove	King Salmon Tribe	Knik Tribe	Kokhanok Village	Native Village of Larsen Bay	Mentasta Traditional Council
TRIBAL GOVERNMENT									
Aid to Tribal Government (TPA)					4		100		
Consolidated Tribal Gov't Program (TPA)	2	163	129	101	147			138	151
Road Maintenance (TPA)									
HUMAN SERVICES									
Social Services (TPA)						7			
Indian Child Welfare Act (TPA)	1	36	38	4	5		38	36	36
Housing Program (TPA)									
Human Services Tribal Design (TPA)									
TRUST-NATURAL RESOURCES MANAGEMENT									
Natural Resources (TPA)								0	1
Agriculture Program (TPA)								5	
Forestry Program (TPA)									
Water Resources Program (TPA)									
Wildlife & Parks Program (TPA)									
Energy & Minerals Program (TPA)									
TRUST-REAL ESTATE SERVICES									
Trust Services (TPA)									
Probate (TPA)									
RES Program (TPA)		6							
EQ Program (TPA)									
Alaskan Native Programs (TPA)									
Rights Protection (TPA)									
PUBLIC SAFETY AND JUSTICE									
Tribal Courts (TPA)									
Fire Protection (TPA)									
COMMUNITY & ECONOMIC DEVELOPMENT									
Job Placement & Training (TPA)					2				
Economic Development (TPA)									
EXECUTIVE DIRECTION AND ADMIN SERVICES									
Executive Direction (TPA)									
Administrative Services (TPA)									
TOTAL, TPA BASE FUNDING	3	204	166	105	157	7	138	179	188

FY 2023 ENACTED TPA - BASE FUNDING

Dollars in Thousands (\$000)

ACTIVITY SubActivity	Naknek Native Village	New Stuyahok Village	Newhalen Tribal Council	Nondalton Village	Village of Old Harbor	Native Village of Ouzinkie	Pedro Bay Village	Native Village of Port Heiden	Native Village of Port Lions
TRIBAL GOVERNMENT									
Aid to Tribal Government (TPA)								108	
Consolidated Tribal Gov't Program (TPA)	162		121	137	112	142	178		124
Road Maintenance (TPA)									
HUMAN SERVICES									
Social Services (TPA)									
Indian Child Welfare Act (TPA)	40	4	36	36	42	40	37	60	32
Housing Program (TPA)									
Human Services Tribal Design (TPA)									
TRUST-NATURAL RESOURCES MANAGEMENT									
Natural Resources (TPA)								1	
Agriculture Program (TPA)									
Forestry Program (TPA)									
Water Resources Program (TPA)								0	
Wildlife & Parks Program (TPA)									
Energy & Minerals Program (TPA)									
TRUST-REAL ESTATE SERVICES									
Trust Services (TPA)									
Probate (TPA)									
RES Program (TPA)	15						2	5	
EQ Program (TPA)									
Alaskan Native Programs (TPA)									
Rights Protection (TPA)									
PUBLIC SAFETY AND JUSTICE									
Tribal Courts (TPA)									
Fire Protection (TPA)									
COMMUNITY & ECONOMIC DEVELOPMENT									
Job Placement & Training (TPA)							0		13
Economic Development (TPA)									0
EXECUTIVE DIRECTION AND ADMIN SERVICES									
Executive Direction (TPA)									
Administrative Services (TPA)									
TOTAL, TPA BASE FUNDING	216	4	158	173	154	181	216	173	169

FY 2023 ENACTED TPA - BASE FUNDING

Dollars in Thousands (\$000)

ACTIVITY SubActivity	Salamatoff Tribe	Qagan Tayagungin Tribe (Sand Point)	South Naknek Village	Native Village of Tazlina	Native Village of Tyonek	Ugashik Village	Lesnoi Village/Wood y Island	Kaguyak Village	Sun'aq Tribe of Kodiak
TRIBAL GOVERNMENT									
Aid to Tribal Government (TPA)		54				288	0	0	0
Consolidated Tribal Gov't Program (TPA)	129	0	152	118	139		154	158	169
Road Maintenance (TPA)									
HUMAN SERVICES									
Social Services (TPA)				0	1				20
Indian Child Welfare Act (TPA)			6	39	38	36			23
Housing Program (TPA)									
Human Services Tribal Design (TPA)									
TRUST-NATURAL RESOURCES MANAGEMENT									
Natural Resources (TPA)									
Agriculture Program (TPA)				2					
Forestry Program (TPA)									
Water Resources Program (TPA)									
Wildlife & Parks Program (TPA)									
Energy & Minerals Program (TPA)									
TRUST-REAL ESTATE SERVICES									
Trust Services (TPA)									
Probate (TPA)									
RES Program (TPA)			31						
EQ Program (TPA)									
Alaskan Native Programs (TPA)									
Rights Protection (TPA)				8					
PUBLIC SAFETY AND JUSTICE									
Tribal Courts (TPA)									
Fire Protection (TPA)									
COMMUNITY & ECONOMIC DEVELOPMENT									
Job Placement & Training (TPA)		34		0					
Economic Development (TPA)									
EXECUTIVE DIRECTION AND ADMIN SERVICES									
Executive Direction (TPA)									
Administrative Services (TPA)									
TOTAL, TPA BASE FUNDING	129	88	190	167	178	325	154	158	212

FY 2023 ENACTED TPA - BASE FUNDING

Dollars in Thousands (\$000)

ACTIVITY SubActivity	BETHEL AGENCY	Akiachak Native Community	Akiak Native Community	Yupit of Andreafski	Village of Aniak	Village of Atmautluak	Orutsararmuit Native Village (Bethel)	Village of Bill Moore's Slough	Village of Chefnak
TRIBAL GOVERNMENT									
Aid to Tribal Government (TPA)	1		123	146					74
Consolidated Tribal Gov't Program (TPA)		85			110	124			
Road Maintenance (TPA)									
HUMAN SERVICES									
Social Services (TPA)									
Indian Child Welfare Act (TPA)		6	37	6	39	36		6	37
Housing Program (TPA)									
Human Services Tribal Design (TPA)									
TRUST-NATURAL RESOURCES MANAGEMENT									
Natural Resources (TPA)	0				6				
Agriculture Program (TPA)					2	1			
Forestry Program (TPA)									
Water Resources Program (TPA)									
Wildlife & Parks Program (TPA)									
Energy & Minerals Program (TPA)									
TRUST-REAL ESTATE SERVICES									
Trust Services (TPA)		2					1		
Probate (TPA)									
RES Program (TPA)	0	37			5		23		
EQ Program (TPA)									
Alaskan Native Programs (TPA)									
Rights Protection (TPA)		0							
PUBLIC SAFETY AND JUSTICE									
Tribal Courts (TPA)		7	0	0	0	0			
Fire Protection (TPA)									
COMMUNITY & ECONOMIC DEVELOPMENT									
Job Placement & Training (TPA)									10
Economic Development (TPA)									4
EXECUTIVE DIRECTION AND ADMIN SERVICES									
Executive Direction (TPA)	2								
Administrative Services (TPA)	1								
TOTAL, TPA BASE FUNDING	4	136	161	152	162	161	23	6	125

FY 2023 ENACTED TPA - BASE FUNDING

Dollars in Thousands (\$000)

ACTIVITY SubActivity	Chuloonawick Native Village	Village of Crooked Creek	Native Village of Eek	Emmonak Village	Native Village of Georgetown	Native Village of Hooper Bay	Village of Kalskag	Kasigluk Traditional Elders Council	Native Village of Kongiganak
TRIBAL GOVERNMENT									
Aid to Tribal Government (TPA)		214	117		184	34			2
Consolidated Tribal Gov't Program (TPA)	181			152	3			124	70
Road Maintenance (TPA)									
HUMAN SERVICES									
Social Services (TPA)				0	0			2	
Indian Child Welfare Act (TPA)		5		9	0			36	43
Housing Program (TPA)				0					
Human Services Tribal Design (TPA)									
TRUST-NATURAL RESOURCES MANAGEMENT									
Natural Resources (TPA)		2							
Agriculture Program (TPA)		0					1		
Forestry Program (TPA)									
Water Resources Program (TPA)									
Wildlife & Parks Program (TPA)									
Energy & Minerals Program (TPA)									
TRUST-REAL ESTATE SERVICES									
Trust Services (TPA)								0	0
Probate (TPA)									
RES Program (TPA)	6	4			2		0	7	
EQ Program (TPA)									
Alaskan Native Programs (TPA)									
Rights Protection (TPA)									
PUBLIC SAFETY AND JUSTICE									
Tribal Courts (TPA)				0			1	0	3
Fire Protection (TPA)									
COMMUNITY & ECONOMIC DEVELOPMENT									
Job Placement & Training (TPA)						0			
Economic Development (TPA)									3
EXECUTIVE DIRECTION AND ADMIN SERVICES									
Executive Direction (TPA)									
Administrative Services (TPA)									
TOTAL, TPA BASE FUNDING	187	226	117	162	189	34	1	169	120

FY 2023 ENACTED TPA - BASE FUNDING

Dollars in Thousands (\$000)

ACTIVITY SubActivity	Village of Kotlik	Organized Village of Kwethluk	Native Village of Kwigillingok	Lime Village	Native Village of Marshall	Native Village of Mekoryuk	Native Village of Goodnews Bay	Native Village of Napaskiak	Newtok Traditional Council
TRIBAL GOVERNMENT									
Aid to Tribal Government (TPA)					110	17	150		177
Consolidated Tribal Gov't Program (TPA)		110	110			115		78	
Road Maintenance (TPA)									
HUMAN SERVICES									
Social Services (TPA)		2	3	0					
Indian Child Welfare Act (TPA)		58	43	7	6	41			
Housing Program (TPA)									
Human Services Tribal Design (TPA)									
TRUST-NATURAL RESOURCES MANAGEMENT									
Natural Resources (TPA)			7						0
Agriculture Program (TPA)			1						
Forestry Program (TPA)									
Water Resources Program (TPA)									
Wildlife & Parks Program (TPA)									
Energy & Minerals Program (TPA)									
TRUST-REAL ESTATE SERVICES									
Trust Services (TPA)									
Probate (TPA)									
RES Program (TPA)		30	0		17	0			3
EQ Program (TPA)									
Alaskan Native Programs (TPA)									
Rights Protection (TPA)		0							
PUBLIC SAFETY AND JUSTICE									
Tribal Courts (TPA)	2					0			
Fire Protection (TPA)									
COMMUNITY & ECONOMIC DEVELOPMENT									
Job Placement & Training (TPA)			0						
Economic Development (TPA)									
EXECUTIVE DIRECTION AND ADMIN SERVICES									
Executive Direction (TPA)									
Administrative Services (TPA)									
TOTAL, TPA BASE FUNDING	2	201	165	7	133	174	150	78	180

FY 2023 ENACTED TPA - BASE FUNDING

Dollars in Thousands (\$000)

ACTIVITY SubActivity	Native Village of Sleetmute	Native Village of Nunapitchuk	Village of Ohogamiut	Native Village of Paimiut	Pilot Station Traditional Village	Pitka's Point Traditional Council	Iqumiut Traditional Council (Russian Mission)	Village of Sleetmute	Algaaciq Native Village (St. Mary's)
TRIBAL GOVERNMENT									
Aid to Tribal Government (TPA)				183	42		100		73
Consolidated Tribal Gov't Program (TPA)	120	120	168			167		148	
Road Maintenance (TPA)									
HUMAN SERVICES									
Social Services (TPA)									4
Indian Child Welfare Act (TPA)		37					31	6	41
Housing Program (TPA)									
Human Services Tribal Design (TPA)									
TRUST-NATURAL RESOURCES MANAGEMENT									
Natural Resources (TPA)		12						2	
Agriculture Program (TPA)									
Forestry Program (TPA)									
Water Resources Program (TPA)									
Wildlife & Parks Program (TPA)									
Energy & Minerals Program (TPA)									
TRUST-REAL ESTATE SERVICES									
Trust Services (TPA)									
Probate (TPA)									
RES Program (TPA)				7				10	
EQ Program (TPA)									
Alaskan Native Programs (TPA)									
Rights Protection (TPA)									
PUBLIC SAFETY AND JUSTICE									
Tribal Courts (TPA)		1							1
Fire Protection (TPA)									
COMMUNITY & ECONOMIC DEVELOPMENT									
Job Placement & Training (TPA)									11
Economic Development (TPA)									4
EXECUTIVE DIRECTION AND ADMIN SERVICES									
Executive Direction (TPA)									
Administrative Services (TPA)									
TOTAL, TPA BASE FUNDING	120	169	168	190	42	167	131	165	134

FY 2023 ENACTED TPA - BASE FUNDING

Dollars in Thousands (\$000)

ACTIVITY SubActivity	Nunakauyarm iut Tribe	Native Village of Tununak	Umkumiute Native Village	Native Village of Chuathbaluk
TRIBAL GOVERNMENT				
Aid to Tribal Government (TPA)				
Consolidated Tribal Gov't Program (TPA)	66	109	183	134
Road Maintenance (TPA)				
HUMAN SERVICES				
Social Services (TPA)				0
Indian Child Welfare Act (TPA)	6			6
Housing Program (TPA)	0			
Human Services Tribal Design (TPA)				
TRUST-NATURAL RESOURCES MANAGEMENT				
Natural Resources (TPA)	0			
Agriculture Program (TPA)	0			
Forestry Program (TPA)				
Water Resources Program (TPA)				
Wildlife & Parks Program (TPA)				
Energy & Minerals Program (TPA)				
TRUST-REAL ESTATE SERVICES				
Trust Services (TPA)	0			
Probate (TPA)				
RES Program (TPA)				
EQ Program (TPA)				
Alaskan Native Programs (TPA)				
Rights Protection (TPA)				
PUBLIC SAFETY AND JUSTICE				
Tribal Courts (TPA)		0		1
Fire Protection (TPA)				
COMMUNITY & ECONOMIC DEVELOPMENT				
Job Placement & Training (TPA)			1	3
Economic Development (TPA)				2
EXECUTIVE DIRECTION AND ADMIN SERVICES				
Executive Direction (TPA)				
Administrative Services (TPA)				
TOTAL, TPA BASE FUNDING	72	109	184	146

FY 2023 ENACTED TPA - BASE FUNDING

Dollars in Thousands (\$000)

ACTIVITY SubActivity	FAIRBANKS AGENCY	Village of Anaktuvuk Pass	Anvik Village	Arctic Village	Native Village of Atkasuk (Atkasook)	Beaver Village	Chalkyitsik Village	Village of Dot Lake	Native Village of Eagle
TRIBAL GOVERNMENT									
Aid to Tribal Government (TPA)	115								
Consolidated Tribal Gov't Program (TPA)		63	172	41	67	143	119	130	119
Road Maintenance (TPA)									
HUMAN SERVICES									
Social Services (TPA)	151	11	0		6				
Indian Child Welfare Act (TPA)		39	5	40	36	6	6	39	
Housing Program (TPA)	0								
Human Services Tribal Design (TPA)									
TRUST-NATURAL RESOURCES MANAGEMENT									
Natural Resources (TPA)	7	12		0	11		18	0	
Agriculture Program (TPA)				3			2	2	
Forestry Program (TPA)				2				2	
Water Resources Program (TPA)				0				0	
Wildlife & Parks Program (TPA)				8				6	
Energy & Minerals Program (TPA)									
TRUST-REAL ESTATE SERVICES									
Trust Services (TPA)	2								
Probate (TPA)									
RES Program (TPA)	184	17			2			3	
EQ Program (TPA)	0								
Alaskan Native Programs (TPA)	0								
Rights Protection (TPA)		0							
PUBLIC SAFETY AND JUSTICE									
Tribal Courts (TPA)			2						
Fire Protection (TPA)									
COMMUNITY & ECONOMIC DEVELOPMENT									
Job Placement & Training (TPA)	46	7		17	0	0			
Economic Development (TPA)	2			2	7			2	
EXECUTIVE DIRECTION AND ADMIN SERVICES									
Executive Direction (TPA)	149								
Administrative Services (TPA)	172								
TOTAL, TPA BASE FUNDING	829	149	178	112	127	148	146	183	119

FY 2023 ENACTED TPA - BASE FUNDING

Dollars in Thousands (\$000)

ACTIVITY SubActivity	Holy Cross Village	Hughes Village	Huslia Village	Kaktovik Village	Village of Kaltag	Koyukuk Native Village	Galena Village (Louden Village)	Native Village Nuiqsut	Northway Village
TRIBAL GOVERNMENT									
Aid to Tribal Government (TPA)			0						
Consolidated Tribal Gov't Program (TPA)	25	21	73	106	165	58	157	85	166
Road Maintenance (TPA)									
HUMAN SERVICES									
Social Services (TPA)				1				0	3
Indian Child Welfare Act (TPA)				41			40	37	43
Housing Program (TPA)									
Human Services Tribal Design (TPA)									
TRUST-NATURAL RESOURCES MANAGEMENT									
Natural Resources (TPA)									
Agriculture Program (TPA)									
Forestry Program (TPA)									
Water Resources Program (TPA)									
Wildlife & Parks Program (TPA)					0				
Energy & Minerals Program (TPA)									
TRUST-REAL ESTATE SERVICES									
Trust Services (TPA)									
Probate (TPA)									
RES Program (TPA)				10				2	
EQ Program (TPA)									
Alaskan Native Programs (TPA)									
Rights Protection (TPA)									
PUBLIC SAFETY AND JUSTICE									
Tribal Courts (TPA)					0				
Fire Protection (TPA)									
COMMUNITY & ECONOMIC DEVELOPMENT									
Job Placement & Training (TPA)									
Economic Development (TPA)			3						
EXECUTIVE DIRECTION AND ADMIN SERVICES									
Executive Direction (TPA)									
Administrative Services (TPA)									
TOTAL, TPA BASE FUNDING	25	21	76	157	165	58	197	125	212

FY 2023 ENACTED TPA - BASE FUNDING

Dollars in Thousands (\$000)

ACTIVITY SubActivity	Native Village of Point Hope	Native Village of Point Lay	Rampart Village	Native Village of Stevens	Native Village of Venetie Tribal Government	Village of Wainwright	Fairbanks Native Association, Inc.	Arctic Slope Native Association
TRIBAL GOVERNMENT								
Aid to Tribal Government (TPA)			119		0			
Consolidated Tribal Gov't Program (TPA)	159	96	5		68	89		
Road Maintenance (TPA)								
HUMAN SERVICES								
Social Services (TPA)	1	0			7	0	14	0
Indian Child Welfare Act (TPA)	50	37		6	42	39		1
Housing Program (TPA)								
Human Services Tribal Design (TPA)								
TRUST-NATURAL RESOURCES MANAGEMENT								
Natural Resources (TPA)		13		0	0	10		
Agriculture Program (TPA)					4			
Forestry Program (TPA)					1			
Water Resources Program (TPA)					0			
Wildlife & Parks Program (TPA)	17				11			
Energy & Minerals Program (TPA)								
TRUST-REAL ESTATE SERVICES								
Trust Services (TPA)								
Probate (TPA)								
RES Program (TPA)	38	4				36		
EQ Program (TPA)								
Alaskan Native Programs (TPA)								
Rights Protection (TPA)								
PUBLIC SAFETY AND JUSTICE								
Tribal Courts (TPA)								
Fire Protection (TPA)								
COMMUNITY & ECONOMIC DEVELOPMENT								
Job Placement & Training (TPA)								
Economic Development (TPA)			2					
EXECUTIVE DIRECTION AND ADMIN SERVICES								
Executive Direction (TPA)								
Administrative Services (TPA)								
TOTAL, TPA BASE FUNDING	267	151	126	6	133	173	14	1

FY 2023 ENACTED TPA - BASE FUNDING

Dollars in Thousands (\$000)

ACTIVITY SubActivity	Native Village of Ambler	Native Village of Buckland	Native Village of Deering	Native Village of Kiana	Native Village of Kivalina	Native Village of Kobuk	Native Village of Noatak	Native Village of Selawik	Native Village of Unalakleet (IRA)
TRIBAL GOVERNMENT									
Aid to Tribal Government (TPA)	69		109			0	82	91	0
Consolidated Tribal Gov't Program (TPA)	2	129	2	112	60	128		2	
Road Maintenance (TPA)									5
HUMAN SERVICES									
Social Services (TPA)									
Indian Child Welfare Act (TPA)	6	41	0	43		6	38	10	
Housing Program (TPA)									
Human Services Tribal Design (TPA)									
TRUST-NATURAL RESOURCES MANAGEMENT									
Natural Resources (TPA)									
Agriculture Program (TPA)		4					6	10	
Forestry Program (TPA)									
Water Resources Program (TPA)									
Wildlife & Parks Program (TPA)									
Energy & Minerals Program (TPA)									
TRUST-REAL ESTATE SERVICES									
Trust Services (TPA)									
Probate (TPA)									
RES Program (TPA)								34	
EQ Program (TPA)									
Alaskan Native Programs (TPA)									
Rights Protection (TPA)								43	
PUBLIC SAFETY AND JUSTICE									
Tribal Courts (TPA)									
Fire Protection (TPA)									
COMMUNITY & ECONOMIC DEVELOPMENT									
Job Placement & Training (TPA)							15		
Economic Development (TPA)									
EXECUTIVE DIRECTION AND ADMIN SERVICES									
Executive Direction (TPA)									
Administrative Services (TPA)									
TOTAL, TPA BASE FUNDING	77	175	111	155	60	134	141	190	5

FY 2023 ENACTED TPA - BASE FUNDING

Dollars in Thousands (\$000)

ACTIVITY SubActivity	Angoon Community Association (IRA)	SOUTHEAST AGENCY	Craig Tribal Association	Douglas Indian Association (IRA)	Hoonah Indian Association (IRA)	Hydaburg Cooperative Association (IRA)	Chilkat Indian Village (Klukwan)	Petersburg Indian Association	Skagway Village	Wrangell Cooperative Association	Village of Venetie
TRIBAL GOVERNMENT											
Aid to Tribal Government (TPA)		0									
Consolidated Tribal Gov't Program (TPA)	138		100	110	178	210	178	168	124	55	1
Road Maintenance (TPA)											
HUMAN SERVICES											
Social Services (TPA)		0									
Indian Child Welfare Act (TPA)	57			33	62	37	36	32	37		1
Housing Program (TPA)											
Human Services Tribal Design (TPA)											
TRUST-NATURAL RESOURCES MANAGEMENT											
Natural Resources (TPA)	1	0			36						
Agriculture Program (TPA)											
Forestry Program (TPA)	0										
Water Resources Program (TPA)											
Wildlife & Parks Program (TPA)											
Energy & Minerals Program (TPA)											
TRUST-REAL ESTATE SERVICES											
Trust Services (TPA)					0		0				
Probate (TPA)											
RES Program (TPA)	7	18		1	47	7	1				
EQ Program (TPA)											
Alaskan Native Programs (TPA)											
Rights Protection (TPA)					0						
PUBLIC SAFETY AND JUSTICE											
Tribal Courts (TPA)					0						
Fire Protection (TPA)											
COMMUNITY & ECONOMIC DEVELOPMENT											
Job Placement & Training (TPA)		0									
Economic Development (TPA)											
EXECUTIVE DIRECTION AND ADMIN SERVICES											
Executive Direction (TPA)											
Administrative Services (TPA)											
TOTAL, TPA BASE FUNDING	204	19	100	144	323	253	215	200	161	55	2

FY 2023 ENACTED TPA - BASE FUNDING

Dollars in Thousands (\$000)

ACTIVITY SubActivity	MIDWEST REGION TOTAL	DD, INDIAN SVC - MIDWEST REGION	DD, TRUST SVC - MIDWEST REGION	Sac & Fox Tribe of Mississippi In Iowa	Forestry - RED LAKE AGENCY	MINNESOTA AGENCY	Minnesota Chippewa Tribe	GREAT LAKES AGENCY	Bad River Band of Chippewa Indians
TRIBAL GOVERNMENT									
Aid to Tribal Government (TPA)	671	73						227	22
Consolidated Tribal Gov't Program (TPA)	10,125			273			261		228
Road Maintenance (TPA)	4								
HUMAN SERVICES									
Social Services (TPA)	1,494	333		0					133
Indian Child Welfare Act (TPA)	496	0		70					97
Housing Program (TPA)	0								
Human Services Tribal Design (TPA)	16								16
TRUST-NATURAL RESOURCES MANAGEMENT									
Natural Resources (TPA)	93		0					80	
Agriculture Program (TPA)	0		0						
Forestry Program (TPA)	3,077		88		37	473		829	27
Water Resources Program (TPA)	26								1
Wildlife & Parks Program (TPA)	341		0						
Energy & Minerals Program (TPA)	0								
TRUST-REAL ESTATE SERVICES									
Trust Services (TPA)	459		248			98		111	
Probate (TPA)	1,846		469			734		516	
RES Program (TPA)	1,500		174			263		655	24
EQ Program (TPA)	231		126					104	
Rights Protection (TPA)	652		8					96	47
PUBLIC SAFETY AND JUSTICE									
Tribal Courts (TPA)	1,697			7					20
Fire Protection (TPA)	69								24
COMMUNITY & ECONOMIC DEVELOPMENT									
Job Placement & Training (TPA)	55							12	1
Economic Development (TPA)	105								
EXECUTIVE DIRECTION AND ADMIN SERVICES									
Executive Direction (TPA)	405					162		104	
Administrative Services (TPA)	972					189		558	
TOTAL, TPA BASE FUNDING	24,336	406	1,114	350	37	1,918	261	3,293	639

FY 2023 ENACTED TPA - BASE FUNDING

Dollars in Thousands (\$000)

ACTIVITY SubActivity	Lac Courte Oreilles	Lac Du Flambeau Chippewa	Forest County Potawatomi Community	Red Cliff Band of Chippewa	St. Croix Chippewa Indians	Sokaogon Chippewa Community	Stockbridge Munsee Community	Ho-Chunk Nation	Upper Sioux Indian Community
TRIBAL GOVERNMENT									
Aid to Tribal Government (TPA)		18	25	2	5	27	7		2
Consolidated Tribal Gov't Program (TPA)	195		136	519	383	207	331	558	60
Road Maintenance (TPA)									
HUMAN SERVICES									
Social Services (TPA)	87	104	18	182	7	30	4	2	72
Indian Child Welfare Act (TPA)	86	62	59	10	7	6	12	17	51
Housing Program (TPA)	0								
Human Services Tribal Design (TPA)									
TRUST-NATURAL RESOURCES MANAGEMENT									
Natural Resources (TPA)		7		3	2	0			
Agriculture Program (TPA)									
Forestry Program (TPA)		106	59			1			
Water Resources Program (TPA)	20	1							
Wildlife & Parks Program (TPA)	12	20				20			
Energy & Minerals Program (TPA)									
TRUST-REAL ESTATE SERVICES									
Trust Services (TPA)									
Probate (TPA)									
RES Program (TPA)	42	14						11	
EQ Program (TPA)	0								
Rights Protection (TPA)	173								
PUBLIC SAFETY AND JUSTICE									
Tribal Courts (TPA)	66	129		30	9	5			40
Fire Protection (TPA)	24		7						
COMMUNITY & ECONOMIC DEVELOPMENT									
Job Placement & Training (TPA)		29							
Economic Development (TPA)									7
EXECUTIVE DIRECTION AND ADMIN SERVICES									
Executive Direction (TPA)									
Administrative Services (TPA)									
TOTAL, TPA BASE FUNDING	705	491	304	745	413	295	354	588	233

FY 2023 ENACTED TPA - BASE FUNDING

Dollars in Thousands (\$000)

ACTIVITY SubActivity	Lower Sioux Indian Community	Prairie Island Indian Community	Shakopee Mdewakanto n Sioux Community	Menominee Indian Tribe of Wisconsin	MICHIGAN AGENCY	Bay Mills Indian Community	Hannahville Indian Community	Saginaw Chippewa Indian Tribe	Keweenaw Bay Indian Community
TRIBAL GOVERNMENT									
Aid to Tribal Government (TPA)		0		35	216	13			
Consolidated Tribal Gov't Program (TPA)	196	191	157	191		835	588	532	710
Road Maintenance (TPA)				4					
HUMAN SERVICES									
Social Services (TPA)	127		0	309		12	9	17	22
Indian Child Welfare Act (TPA)				3				8	
Housing Program (TPA)									
Human Services Tribal Design (TPA)									
TRUST-NATURAL RESOURCES MANAGEMENT									
Natural Resources (TPA)				0					
Agriculture Program (TPA)									
Forestry Program (TPA)				1,347	110				
Water Resources Program (TPA)				4					
Wildlife & Parks Program (TPA)				156					134
Energy & Minerals Program (TPA)									
TRUST-REAL ESTATE SERVICES									
Trust Services (TPA)				2					
Probate (TPA)					127				
RES Program (TPA)				116	198				4
EQ Program (TPA)									
Rights Protection (TPA)				325					3
PUBLIC SAFETY AND JUSTICE									
Tribal Courts (TPA)	5			930		55	13	16	46
Fire Protection (TPA)				13					
COMMUNITY & ECONOMIC DEVELOPMENT									
Job Placement & Training (TPA)				13					
Economic Development (TPA)				98					
EXECUTIVE DIRECTION AND ADMIN SERVICES									
Executive Direction (TPA)					139				
Administrative Services (TPA)					225				
TOTAL, TPA BASE FUNDING	328	191	157	3,547	1,015	915	610	574	919

FY 2023 ENACTED TPA - BASE FUNDING

Dollars in Thousands (\$000)

ACTIVITY SubActivity	Nottawaseppi Huron Band of the Potawatomi	Lac Vieux Desert Chippewa Indians	Pokagon Band of Potawatomi Indians	Little Traverse Bay Bands of Odawa
TRIBAL GOVERNMENT				
Aid to Tribal Government (TPA)				
Consolidated Tribal Gov't Program (TPA)	11	443	1,505	1,614
Road Maintenance (TPA)				
HUMAN SERVICES				
Social Services (TPA)		9	18	
Indian Child Welfare Act (TPA)		7		
Housing Program (TPA)				
Human Services Tribal Design (TPA)				
TRUST-NATURAL RESOURCES MANAGEMENT				
Natural Resources (TPA)				
Agriculture Program (TPA)				
Forestry Program (TPA)				
Water Resources Program (TPA)				
Wildlife & Parks Program (TPA)				
Energy & Minerals Program (TPA)				
TRUST-REAL ESTATE SERVICES				
Trust Services (TPA)				
Probate (TPA)				
RES Program (TPA)				
EQ Program (TPA)				
Rights Protection (TPA)				
PUBLIC SAFETY AND JUSTICE				
Tribal Courts (TPA)	0	13	212	102
Fire Protection (TPA)				
COMMUNITY & ECONOMIC DEVELOPMENT				
Job Placement & Training (TPA)				
Economic Development (TPA)				
EXECUTIVE DIRECTION AND ADMIN SERVICES				
Executive Direction (TPA)				
Administrative Services (TPA)				
TOTAL, TPA BASE FUNDING	11	473	1,734	1,716

FY 2023 ENACTED TPA - BASE FUNDING

Dollars in Thousands (\$000)

ACTIVITY SubActivity	EASTERN OKLAHOMA REGION TOTAL	RD - EASTERN OKLAHOMA	DD, INDIAN SERVICES - EASTERN OKLAHOMA	DD, TRUST SERVICES - EASTERN OKLAHOMA	CHICKASAW AGENCY	MIAMI AGENCY	Ottawa Tribe of Oklahoma	Peoria Tribe of Indians of Oklahoma	OSAGE AGENCY
TRIBAL GOVERNMENT									
Aid to Tribal Government (TPA)	3,036		435		142	77	256	185	
Consolidated Tribal Gov't Program (TPA)	0								
Road Maintenance (TPA)	0								
HUMAN SERVICES									
Social Services (TPA)	822		437						
Indian Child Welfare Act (TPA)	368						22	74	
Housing Program (TPA)	0								
Human Services Tribal Design (TPA)	0								
TRUST-NATURAL RESOURCES MANAGEMENT									
Natural Resources (TPA)	156				85	71			
Agriculture Program (TPA)	231	2			144				
Forestry Program (TPA)	0								
Water Resources Program (TPA)	0								
Wildlife & Parks Program (TPA)	42								
Energy & Minerals Program (TPA)	2,097								2,097
TRUST-REAL ESTATE SERVICES									
Trust Services (TPA)	695			275	119	136			36
Probate (TPA)	634	239			50	91			135
RES Program (TPA)	2,333			1,282	395	184			117
EQ Program (TPA)	161			161					
Rights Protection (TPA)	0								
PUBLIC SAFETY AND JUSTICE									
Tribal Courts (TPA)	531					379			
Fire Protection (TPA)	0								
COMMUNITY & ECONOMIC DEVELOPMENT									
Job Placement & Training (TPA)	220								
Economic Development (TPA)	0				0				
EXECUTIVE DIRECTION AND ADMIN SERVICES									
Executive Direction (TPA)	1,389	200			154	177			201
Administrative Services (TPA)	44	40							
TOTAL, TPA BASE FUNDING	12,761	481	872	1,718	1,089	1,115	277	259	2,588

FY 2023 ENACTED TPA - BASE FUNDING

Dollars in Thousands (\$000)

ACTIVITY SubActivity	OKMULGEE AGENCY	Alabama- Quassarte Tribal Town	Kialegee Tribal Town	Thlopthlocco Tribal Town, Oklahoma	Delaware Tribe of Indians, Oklahoma	Shawnee Tribe, Oklahoma	TALIHINA AGENCY	WEWOKA AGENCY	Seminole Nation of Oklahoma
TRIBAL GOVERNMENT									
Aid to Tribal Government (TPA)		255	269	243	255	172		108	638
Consolidated Tribal Gov't Program (TPA)									
Road Maintenance (TPA)									
HUMAN SERVICES									
Social Services (TPA)									386
Indian Child Welfare Act (TPA)		41	44	59					129
Housing Program (TPA)									
Human Services Tribal Design (TPA)									
TRUST-NATURAL RESOURCES MANAGEMENT									
Natural Resources (TPA)									
Agriculture Program (TPA)								85	
Forestry Program (TPA)									
Water Resources Program (TPA)									
Wildlife & Parks Program (TPA)									42
Energy & Minerals Program (TPA)									
TRUST-REAL ESTATE SERVICES									
Trust Services (TPA)								129	
Probate (TPA)	38						39	41	
RES Program (TPA)	109						86	160	
EQ Program (TPA)									
Rights Protection (TPA)									
PUBLIC SAFETY AND JUSTICE									
Tribal Courts (TPA)									152
Fire Protection (TPA)									
COMMUNITY & ECONOMIC DEVELOPMENT									
Job Placement & Training (TPA)									220
Economic Development (TPA)									
EXECUTIVE DIRECTION AND ADMIN SERVICES									
Executive Direction (TPA)	330						205	121	
Administrative Services (TPA)							3		
TOTAL, TPA BASE FUNDING	478	296	313	302	255	172	334	644	1,568

FY 2023 ENACTED TPA - BASE FUNDING

Dollars in Thousands (\$000)

ACTIVITY SubActivity	WESTERN REGION TOTAL	RD - WESTERN REGION	DD, INDIAN SVC - WESTERN REGION	DD, TRUST SVC - WESTERN REGION	COLORADO RIVER AGENCY	Colorado River Indian Tribes	Fort Mojave Indian Tribe of Arizona	Chemehuevi Indian Tribe	FORT APACHE AGENCY
TRIBAL GOVERNMENT									
Aid to Tribal Government (TPA)	2,796		299		210		14	0	351
Consolidated Tribal Gov't Program (TPA)	7,750						221	117	
Road Maintenance (TPA)	2								
HUMAN SERVICES									
Social Services (TPA)	7,579		500			229	234		
Indian Child Welfare Act (TPA)	1,390					57		50	
Housing Program (TPA)	281					0			
Human Services Tribal Design (TPA)	0								
TRUST-NATURAL RESOURCES MANAGEMENT									
Natural Resources (TPA)	961					7			327
Agriculture Program (TPA)	3,253			20		169	127	57	
Forestry Program (TPA)	4,845			48		19			2,874
Water Resources Program (TPA)	439					223			
Wildlife & Parks Program (TPA)	201					2		6	
Energy & Minerals Program (TPA)	491								
TRUST-REAL ESTATE SERVICES									
Trust Services (TPA)	1,041	4		124	144				183
Probate (TPA)	1,476			566	96				
RES Program (TPA)	3,464			369	274	74	69	93	
EQ Program (TPA)	579			375					103
Rights Protection (TPA)	732			730					
PUBLIC SAFETY AND JUSTICE									
Tribal Courts (TPA)	4,199		271			249	129	34	
Fire Protection (TPA)	113					0			
COMMUNITY & ECONOMIC DEVELOPMENT									
Job Placement & Training (TPA)	858					89			
Economic Development (TPA)	651					69			
EXECUTIVE DIRECTION AND ADMIN SERVICES									
Executive Direction (TPA)	2,814				215				423
Administrative Services (TPA)	2,052				167				349
TOTAL, TPA BASE FUNDING	47,967	4	1,070	2,232	1,107	1,188	793	357	4,611

FY 2023 ENACTED TPA - BASE FUNDING

Dollars in Thousands (\$000)

ACTIVITY SubActivity	White Mountain Apache Tribe	PAPAGO AGENCY	Tohono O'odham Nation of Arizona	SALT RIVER AGENCY	Fort McDowell Mohave- Apache Indian Community	Pascua Yaqui Tribe of Arizona	PIMA AGENCY	SAN CARLOS AGENCY	San Carlos Apache Tribe
TRIBAL GOVERNMENT									
Aid to Tribal Government (TPA)		171		9				50	64
Consolidated Tribal Gov't Program (TPA)						1,534			
Road Maintenance (TPA)									
HUMAN SERVICES									
Social Services (TPA)	844		1,080			1,198			694
Indian Child Welfare Act (TPA)	4		248		51	585			137
Housing Program (TPA)						280			
Human Services Tribal Design (TPA)									
TRUST-NATURAL RESOURCES MANAGEMENT									
Natural Resources (TPA)								0	182
Agriculture Program (TPA)	519		786					6	786
Forestry Program (TPA)	43								1,260
Water Resources Program (TPA)	77		112						
Wildlife & Parks Program (TPA)	82								108
Energy & Minerals Program (TPA)									
TRUST-REAL ESTATE SERVICES									
Trust Services (TPA)							208		
Probate (TPA)	54	203					181		
RES Program (TPA)	56	134	25	114			623	5	189
EQ Program (TPA)	101								
Rights Protection (TPA)									1
PUBLIC SAFETY AND JUSTICE									
Tribal Courts (TPA)	644		438			31			975
Fire Protection (TPA)	109							4	
COMMUNITY & ECONOMIC DEVELOPMENT									
Job Placement & Training (TPA)	197								341
Economic Development (TPA)			405						95
EXECUTIVE DIRECTION AND ADMIN SERVICES									
Executive Direction (TPA)		192		287			376	13	
Administrative Services (TPA)		74					248	10	
TOTAL, TPA BASE FUNDING	2,730	775	3,094	410	51	3,628	1,636	87	4,833

FY 2023 ENACTED TPA - BASE FUNDING

Dollars in Thousands (\$000)

ACTIVITY SubActivity	WESTERN NEVADA AGENCY	Fallon Paiute- Shoshone Tribe	Fort McDermott Paiute- Shoshone Tribe	Lovelock Paiute Tribe	Pyramid Lake Paiute Tribe	Reno-Sparks Indian Colony	Summit Lake Paiute Tribe	Walker River Paiute Tribe	Winnemucca Indian Colony of Nevada
TRIBAL GOVERNMENT									
Aid to Tribal Government (TPA)	430	13	33		4	18	0	3	1
Consolidated Tribal Gov't Program (TPA)		58	35	165	98		154	95	
Road Maintenance (TPA)		0			1			0	
HUMAN SERVICES									
Social Services (TPA)	184	284	184	9	213	107		167	
Indian Child Welfare Act (TPA)							2		30
Housing Program (TPA)		0	0			0			
Human Services Tribal Design (TPA)									
TRUST-NATURAL RESOURCES MANAGEMENT									
Natural Resources (TPA)	370						17		
Agriculture Program (TPA)							2		
Forestry Program (TPA)									
Water Resources Program (TPA)					15			12	
Wildlife & Parks Program (TPA)									
Energy & Minerals Program (TPA)		6			24				
TRUST-REAL ESTATE SERVICES									
Trust Services (TPA)	167								
Probate (TPA)	74								
RES Program (TPA)	341								
EQ Program (TPA)									
Rights Protection (TPA)									
PUBLIC SAFETY AND JUSTICE									
Tribal Courts (TPA)	59	78	102	51	185	106		103	
Fire Protection (TPA)									
COMMUNITY & ECONOMIC DEVELOPMENT									
Job Placement & Training (TPA)									
Economic Development (TPA)									
EXECUTIVE DIRECTION AND ADMIN SERVICES									
Executive Direction (TPA)	231								
Administrative Services (TPA)	108								
TOTAL, TPA BASE FUNDING	1,962	441	355	226	540	231	174	382	31

FY 2023 ENACTED TPA - BASE FUNDING

Dollars in Thousands (\$000)

ACTIVITY SubActivity	Yerington Paiute Tribe	Yomba Shoshone Tribe	UINTAH AND OURAY AGENCY	Skull Valley Band of Goshute Tribe	Ute Indian Tribe of The Uintah & Ouray Reservation	FORT YUMA AGENCY	Cocopah Indian Tribe	Quechan Tribe of the Fort Yuma Indian Reservation	EASTERN NEVADA AGENCY
TRIBAL GOVERNMENT									
Aid to Tribal Government (TPA)	3			131	1		49	118	72
Consolidated Tribal Gov't Program (TPA)		134							
Road Maintenance (TPA)									
HUMAN SERVICES									
Social Services (TPA)	97	2	132	12	274		145	68	98
Indian Child Welfare Act (TPA)				36			58	88	
Housing Program (TPA)	0								
Human Services Tribal Design (TPA)									
TRUST-NATURAL RESOURCES MANAGEMENT									
Natural Resources (TPA)		1							
Agriculture Program (TPA)			267			83			
Forestry Program (TPA)			437						
Water Resources Program (TPA)									
Wildlife & Parks Program (TPA)									
Energy & Minerals Program (TPA)			462						
TRUST-REAL ESTATE SERVICES									
Trust Services (TPA)			126						
Probate (TPA)			88			52			74
RES Program (TPA)			457		16	283			136
EQ Program (TPA)									
Rights Protection (TPA)									
PUBLIC SAFETY AND JUSTICE									
Tribal Courts (TPA)	57	2			193		130		
Fire Protection (TPA)									
COMMUNITY & ECONOMIC DEVELOPMENT									
Job Placement & Training (TPA)	3			2	93		23	66	
Economic Development (TPA)									
EXECUTIVE DIRECTION AND ADMIN SERVICES									
Executive Direction (TPA)			223			198			187
Administrative Services (TPA)			171			108			116
TOTAL, TPA BASE FUNDING	160	138	2,364	181	577	723	405	339	683

FY 2023 ENACTED TPA - BASE FUNDING

Dollars in Thousands (\$000)

ACTIVITY SubActivity	Te-Moak Tribe of Western Shoshone	Confederated Tribes of the Goshute Reservation	HOPI AGENCY	Hopi Tribe of Arizona	TRUXTON CANON AGENCY	Yavapai- Apache Nation	Havasupai Tribe	Hualapai Indian Tribe	Yavapai- Prescott Indian Tribe
TRIBAL GOVERNMENT									
Aid to Tribal Government (TPA)	366	96							
Consolidated Tribal Gov't Program (TPA)		53		2,812		415	287	724	133
Road Maintenance (TPA)	0	0							
HUMAN SERVICES									
Social Services (TPA)	288	82		33	144	19	4	154	34
Indian Child Welfare Act (TPA)	1	1		19		4	3	9	
Housing Program (TPA)									
Human Services Tribal Design (TPA)									
TRUST-NATURAL RESOURCES MANAGEMENT									
Natural Resources (TPA)	17		26					14	
Agriculture Program (TPA)	0	30			153			97	
Forestry Program (TPA)								162	
Water Resources Program (TPA)									
Wildlife & Parks Program (TPA)								3	
Energy & Minerals Program (TPA)									
TRUST-REAL ESTATE SERVICES									
Trust Services (TPA)			85						
Probate (TPA)			88						
RES Program (TPA)					52				
EQ Program (TPA)									
Rights Protection (TPA)									
PUBLIC SAFETY AND JUSTICE									
Tribal Courts (TPA)	149	28		184					
Fire Protection (TPA)									
COMMUNITY & ECONOMIC DEVELOPMENT									
Job Placement & Training (TPA)	30								
Economic Development (TPA)				82					
EXECUTIVE DIRECTION AND ADMIN SERVICES									
Executive Direction (TPA)			240		229				
Administrative Services (TPA)			419		211				
TOTAL, TPA BASE FUNDING	851	290	857	3,131	789	437	294	1,162	167

FY 2023 ENACTED TPA - BASE FUNDING

Dollars in Thousands (\$000)

ACTIVITY SubActivity	Tonto-Apache Tribe of Arizona	SOUTHERN PAIUTE AGENCY	Kaibab Band of Paiute Indians	Las Vegas Paiute Indians	Moapa Band of Paiute Indians	Paiute Indian Tribe of Utah
TRIBAL GOVERNMENT						
Aid to Tribal Government (TPA)		289				
Consolidated Tribal Gov't Program (TPA)	153		194	160	187	21
Road Maintenance (TPA)						
HUMAN SERVICES						
Social Services (TPA)	4	48	3	6	8	
Indian Child Welfare Act (TPA)			7			
Housing Program (TPA)						
Human Services Tribal Design (TPA)						
TRUST-NATURAL RESOURCES MANAGEMENT						
Natural Resources (TPA)						
Agriculture Program (TPA)		153				
Forestry Program (TPA)						
Water Resources Program (TPA)						
Wildlife & Parks Program (TPA)						
Energy & Minerals Program (TPA)						
TRUST-REAL ESTATE SERVICES						
Trust Services (TPA)						
Probate (TPA)						
RES Program (TPA)		154				
EQ Program (TPA)						
Rights Protection (TPA)						
PUBLIC SAFETY AND JUSTICE						
Tribal Courts (TPA)						
Fire Protection (TPA)						
COMMUNITY & ECONOMIC DEVELOPMENT						
Job Placement & Training (TPA)		14				
Economic Development (TPA)						
EXECUTIVE DIRECTION AND ADMIN SERVICES						
Executive Direction (TPA)						
Administrative Services (TPA)		70				
TOTAL, TPA BASE FUNDING	157	728	204	166	195	21

FY 2023 ENACTED TPA - BASE FUNDING

Dollars in Thousands (\$000)

ACTIVITY SubActivity	PACIFIC REGION TOTAL	RD - PACIFIC REGION	DD, TRUST SVC - PACIFIC REGION	CENTRAL CALIFORNIA AGENCY TOTAL	NORTHERN CALIFORNIA AGENCY TOTAL	PALM SPRINGS AGENCY	Agua Caliente Band of Cahuilla Indians	SOUTHERN CALIFORNIA AGENCY TOTAL
TRIBAL GOVERNMENT								
Aid to Tribal Government (TPA)	4,761	209		1,861	357	54	102	2,178
Consolidated Tribal Gov't Program (TPA)	13,257			8,259	2,383			2,615
Road Maintenance (TPA)	0			0	0			0
HUMAN SERVICES								
Social Services (TPA)	927	560		66	12			288
Indian Child Welfare Act (TPA)	1,769			989	76		0	704
Housing Program (TPA)	0			0	0			0
Human Services Tribal Design (TPA)	26			0	0.2			25
TRUST-NATURAL RESOURCES MANAGEMENT								
Natural Resources (TPA)	327			317	10			0
Agriculture Program (TPA)	20			0	0			20
Forestry Program (TPA)	249	13		80	77			79
Water Resources Program (TPA)	191			0	0			191
Wildlife & Parks Program (TPA)	77			0	0		58	20
Energy & Minerals Program (TPA)	0			0	0			0
TRUST-REAL ESTATE SERVICES								
Trust Services (TPA)	382	123	1	0	8	122		128
Probate (TPA)	739	145		248	161			184
RES Program (TPA)	2,240	481		605	203	584		367
EQ Program (TPA)	317	85	0.4	149	0			82
Rights Protection (TPA)	535	157		0	129			249
PUBLIC SAFETY AND JUSTICE								
Tribal Courts (TPA)	0			0.1	0			0
Fire Protection (TPA)	1			0.7	0			0.5
COMMUNITY & ECONOMIC DEVELOPMENT								
Job Placement & Training (TPA)	34			0	34			0
Economic Development (TPA)	0			0	0			0
EXECUTIVE DIRECTION AND ADMIN SERVICES								
Executive Direction (TPA)	588			192	111	143		143
Administrative Services (TPA)	772			253	194	167		158
TOTAL, TPA BASE FUNDING	27,211	1,774	2	13,019	3,755	1,069	159	7,433

FY 2023 ENACTED TPA - BASE FUNDING

Dollars in Thousands (\$000)

ACTIVITY SubActivity	CENTRAL CALIFORNIA AGENCY	Scotts Valley Band of Pomo Indians	Berry Creek Rancheria of Maidu Indians	Guidiville Rancheria	Big Sandy Rancheria of Mono Indians	Big Valley Rancheria of Pomo Indians	Buena Vista Rancheria of Me-Wuk Indians	Lytton Rancheria	Cold Springs Rancheria of Mono Indians
TRIBAL GOVERNMENT									
Aid to Tribal Government (TPA)	909			8			197		
Consolidated Tribal Gov't Program (TPA)		3	116	251	184	184	7	192	160
Road Maintenance (TPA)									
HUMAN SERVICES									
Social Services (TPA)	66								
Indian Child Welfare Act (TPA)			124		36	72			48
Housing Program (TPA)									
Human Services Tribal Design (TPA)				0					
TRUST-NATURAL RESOURCES MANAGEMENT									
Natural Resources (TPA)	98								
Agriculture Program (TPA)									
Forestry Program (TPA)	78								
Water Resources Program (TPA)									
Wildlife & Parks Program (TPA)									
Energy & Minerals Program (TPA)									
TRUST-REAL ESTATE SERVICES									
Trust Services (TPA)									
Probate (TPA)	248								
RES Program (TPA)	520								
EQ Program (TPA)	149								
Rights Protection (TPA)									
PUBLIC SAFETY AND JUSTICE									
Tribal Courts (TPA)	0								
Fire Protection (TPA)									
COMMUNITY & ECONOMIC DEVELOPMENT									
Job Placement & Training (TPA)									
Economic Development (TPA)									
EXECUTIVE DIRECTION AND ADMIN SERVICES									
Executive Direction (TPA)	192								
Administrative Services (TPA)	253								
TOTAL, TPA BASE FUNDING	2,513	3	239	259	220	256	204	192	208

FY 2023 ENACTED TPA - BASE FUNDING

Dollars in Thousands (\$000)

ACTIVITY SubActivity	Cachil DeHe Band of Wintun Indians- Colusa Rancheria	Cortina Rancheria of Wintun Indians	Cloverdale Rancheria of Pomo Indians	Robinson Rancheria of Pomo Indians	Enterprise Rancheria of Maidu Indians	Grindstone Rancheria of Wintun- Wailaki Indians	Benton Paiute Reservation	Hopland Band of Pomo Indians	Jackson Rancheria of Me-Wuk Indians
TRIBAL GOVERNMENT									
Aid to Tribal Government (TPA)									
Consolidated Tribal Gov't Program (TPA)	180	204	200	167	195	188	211	3	164
Road Maintenance (TPA)									
HUMAN SERVICES									
Social Services (TPA)									
Indian Child Welfare Act (TPA)	28		50	66		29	0		
Housing Program (TPA)									
Human Services Tribal Design (TPA)									
TRUST-NATURAL RESOURCES MANAGEMENT									
Natural Resources (TPA)									
Agriculture Program (TPA)									
Forestry Program (TPA)									
Water Resources Program (TPA)									
Wildlife & Parks Program (TPA)									
Energy & Minerals Program (TPA)									
TRUST-REAL ESTATE SERVICES									
Trust Services (TPA)									
Probate (TPA)									
RES Program (TPA)									
EQ Program (TPA)									
Rights Protection (TPA)									
PUBLIC SAFETY AND JUSTICE									
Tribal Courts (TPA)									
Fire Protection (TPA)									
COMMUNITY & ECONOMIC DEVELOPMENT									
Job Placement & Training (TPA)									
Economic Development (TPA)									
EXECUTIVE DIRECTION AND ADMIN SERVICES									
Executive Direction (TPA)									
Administrative Services (TPA)									
TOTAL, TPA BASE FUNDING	209	204	250	233	195	218	211	3	164

FY 2023 ENACTED TPA - BASE FUNDING

Dollars in Thousands (\$000)

ACTIVITY SubActivity	Chicken Ranch Rancheria of Me-Wuk Indians	Cahto- Laytonville Rancheria	Fort Independence Indian Community of Paiute Indians	Manchester Band of Pomo Indians	Middletown Rancheria of Pomo Indians	Ione Band of Miwok Indians	Big Pine Paiute of Owens Valley	Mechoopda Tribe-Chico Rancheria	Paskenta Band of Nomlaki Indians
TRIBAL GOVERNMENT									
Aid to Tribal Government (TPA)									
Consolidated Tribal Gov't Program (TPA)	208	216	202	208	173	187	218	239	201
Road Maintenance (TPA)									
HUMAN SERVICES									
Social Services (TPA)									
Indian Child Welfare Act (TPA)		3			56	18	0		
Housing Program (TPA)									
Human Services Tribal Design (TPA)									
TRUST-NATURAL RESOURCES MANAGEMENT									
Natural Resources (TPA)									
Agriculture Program (TPA)									
Forestry Program (TPA)									
Water Resources Program (TPA)									
Wildlife & Parks Program (TPA)									
Energy & Minerals Program (TPA)									
TRUST-REAL ESTATE SERVICES									
Trust Services (TPA)									
Probate (TPA)									
RES Program (TPA)									
EQ Program (TPA)									
Rights Protection (TPA)									
PUBLIC SAFETY AND JUSTICE									
Tribal Courts (TPA)									
Fire Protection (TPA)									
COMMUNITY & ECONOMIC DEVELOPMENT									
Job Placement & Training (TPA)									
Economic Development (TPA)									
EXECUTIVE DIRECTION AND ADMIN SERVICES									
Executive Direction (TPA)									
Administrative Services (TPA)									
TOTAL, TPA BASE FUNDING	208	219	202	208	228	206	218	239	201

FY 2023 ENACTED TPA - BASE FUNDING

Dollars in Thousands (\$000)

ACTIVITY SubActivity	Picayune Rancheria of Chukchansi Indians	Potter Valley Tribe	Redwood Valley Reservation of Pomo Indians	Round Valley Indian Tribes	Rumsey Rancheria of Wintun Indians	Santa Rosa Rancheria	Greenville Rancheria of Maidu Indians	Shingle Springs Band of Miwok Indians	Kashia Band of Pomo Indians of the Stewarts Point Rancheria
TRIBAL GOVERNMENT									
Aid to Tribal Government (TPA)					192	167		212	
Consolidated Tribal Gov't Program (TPA)	206	218	201	153			172	4	
Road Maintenance (TPA)									
HUMAN SERVICES									
Social Services (TPA)									
Indian Child Welfare Act (TPA)	79		26	68		5	56		36
Housing Program (TPA)									
Human Services Tribal Design (TPA)									
TRUST-NATURAL RESOURCES MANAGEMENT									
Natural Resources (TPA)				219					
Agriculture Program (TPA)									
Forestry Program (TPA)									
Water Resources Program (TPA)									
Wildlife & Parks Program (TPA)									
Energy & Minerals Program (TPA)									
TRUST-REAL ESTATE SERVICES									
Trust Services (TPA)									
Probate (TPA)									
RES Program (TPA)				84					
EQ Program (TPA)									
Rights Protection (TPA)									
PUBLIC SAFETY AND JUSTICE									
Tribal Courts (TPA)									
Fire Protection (TPA)	1								
COMMUNITY & ECONOMIC DEVELOPMENT									
Job Placement & Training (TPA)									
Economic Development (TPA)									
EXECUTIVE DIRECTION AND ADMIN SERVICES									
Executive Direction (TPA)									
Administrative Services (TPA)									
TOTAL, TPA BASE FUNDING	286	218	228	525	192	172	228	216	36

FY 2023 ENACTED TPA - BASE FUNDING

Dollars in Thousands (\$000)

ACTIVITY SubActivity	Table Mountain Rancheria	Tule River Indian Tribe	Paiute- Shoshone of the Lone Pine Reservation	Mooretown Rancheria of Maidu Indians	California Valley Miwok Tribe	Sherwood Valley Rancheria of Pomo Indians	Tejon Indian Tribe	Elem Indian Colony of Pomo Indians	Tuolumne Band of Me- Wuk Indians
TRIBAL GOVERNMENT									
Aid to Tribal Government (TPA)									
Consolidated Tribal Gov't Program (TPA)	197	414	203	276	212	3	163	215	176
Road Maintenance (TPA)									
HUMAN SERVICES									
Social Services (TPA)									
Indian Child Welfare Act (TPA)		6	5	76					65
Housing Program (TPA)									
Human Services Tribal Design (TPA)									
TRUST-NATURAL RESOURCES MANAGEMENT									
Natural Resources (TPA)									
Agriculture Program (TPA)									
Forestry Program (TPA)		1							
Water Resources Program (TPA)									
Wildlife & Parks Program (TPA)									
Energy & Minerals Program (TPA)									
TRUST-REAL ESTATE SERVICES									
Trust Services (TPA)									
Probate (TPA)									
RES Program (TPA)									
EQ Program (TPA)									
Rights Protection (TPA)									
PUBLIC SAFETY AND JUSTICE									
Tribal Courts (TPA)									
Fire Protection (TPA)									
COMMUNITY & ECONOMIC DEVELOPMENT									
Job Placement & Training (TPA)									
Economic Development (TPA)									
EXECUTIVE DIRECTION AND ADMIN SERVICES									
Executive Direction (TPA)									
Administrative Services (TPA)									
TOTAL, TPA BASE FUNDING	197	422	208	353	212	3	163	215	241

FY 2023 ENACTED TPA - BASE FUNDING

Dollars in Thousands (\$000)

ACTIVITY SubActivity	Wilton Miwok Rancheria	Habematolel Pomo of Upper Lake	United Auburn Indian Community	Coyote Valley Band of Pomo Indians	Bridgeport Paiute Indian Colony	Death Valley Timbi-Sha Shoshone Band
TRIBAL GOVERNMENT						
Aid to Tribal Government (TPA)			175			
Consolidated Tribal Gov't Program (TPA)	171	176		231	212	195
Road Maintenance (TPA)						
HUMAN SERVICES						
Social Services (TPA)						
Indian Child Welfare Act (TPA)	3	23				10
Housing Program (TPA)						
Human Services Tribal Design (TPA)						
TRUST-NATURAL RESOURCES MANAGEMENT						
Natural Resources (TPA)						
Agriculture Program (TPA)						
Forestry Program (TPA)						
Water Resources Program (TPA)						
Wildlife & Parks Program (TPA)						
Energy & Minerals Program (TPA)						
TRUST-REAL ESTATE SERVICES						
Trust Services (TPA)						
Probate (TPA)						
RES Program (TPA)						
EQ Program (TPA)						
Rights Protection (TPA)						
PUBLIC SAFETY AND JUSTICE						
Tribal Courts (TPA)						
Fire Protection (TPA)						
COMMUNITY & ECONOMIC DEVELOPMENT						
Job Placement & Training (TPA)						
Economic Development (TPA)						
EXECUTIVE DIRECTION AND ADMIN SERVICES						
Executive Direction (TPA)						
Administrative Services (TPA)						
TOTAL, TPA BASE FUNDING	175	198	175	231	212	205

FY 2023 ENACTED TPA - BASE FUNDING

Dollars in Thousands (\$000)

ACTIVITY SubActivity	NORTHERN CALIFORNIA AGENCY	Alturas Indian Rancheria	Fort Bidwell Reservation	Pit River Tribe	Big Lagoon Rancheria	Resighini Rancheria	Blue Lake Rancheria	Elk Valley Rancheria	Bear River Band of Rohnerville Rancheria
TRIBAL GOVERNMENT									
Aid to Tribal Government (TPA)	350				7				
Consolidated Tribal Gov't Program (TPA)		206	259	210	226	221	253	3	285
Road Maintenance (TPA)									
HUMAN SERVICES									
Social Services (TPA)			0		1	1	1		6
Indian Child Welfare Act (TPA)			9	15	6	4	2		10
Housing Program (TPA)									
Human Services Tribal Design (TPA)					0				
TRUST-NATURAL RESOURCES MANAGEMENT									
Natural Resources (TPA)	10								
Agriculture Program (TPA)									
Forestry Program (TPA)	77								
Water Resources Program (TPA)									
Wildlife & Parks Program (TPA)									
Energy & Minerals Program (TPA)									
TRUST-REAL ESTATE SERVICES									
Trust Services (TPA)	8								
Probate (TPA)	161								
RES Program (TPA)	203								
EQ Program (TPA)									
Rights Protection (TPA)	129								
PUBLIC SAFETY AND JUSTICE									
Tribal Courts (TPA)									
Fire Protection (TPA)					0				
COMMUNITY & ECONOMIC DEVELOPMENT									
Job Placement & Training (TPA)	34								
Economic Development (TPA)									
EXECUTIVE DIRECTION AND ADMIN SERVICES									
Executive Direction (TPA)	111								
Administrative Services (TPA)	194								
TOTAL, TPA BASE FUNDING	1,277	206	268	226	240	226	256	3	301

FY 2023 ENACTED TPA - BASE FUNDING

Dollars in Thousands (\$000)

ACTIVITY SubActivity	Quartz Valley Indian Community	Wiyott Tribe	Cher-Ae Heights Indian Community of Trinidad Rancheria	Cedarville Rancheria
TRIBAL GOVERNMENT				
Aid to Tribal Government (TPA)				
Consolidated Tribal Gov't Program (TPA)	271	228	3	218
Road Maintenance (TPA)				
HUMAN SERVICES				
Social Services (TPA)	2	1		1
Indian Child Welfare Act (TPA)	8	7		16
Housing Program (TPA)				
Human Services Tribal Design (TPA)				
TRUST-NATURAL RESOURCES MANAGEMENT				
Natural Resources (TPA)				
Agriculture Program (TPA)				
Forestry Program (TPA)				
Water Resources Program (TPA)				
Wildlife & Parks Program (TPA)				
Energy & Minerals Program (TPA)				
TRUST-REAL ESTATE SERVICES				
Trust Services (TPA)				
Probate (TPA)				
RES Program (TPA)				
EQ Program (TPA)				
Rights Protection (TPA)				
PUBLIC SAFETY AND JUSTICE				
Tribal Courts (TPA)				
Fire Protection (TPA)				
COMMUNITY & ECONOMIC DEVELOPMENT				
Job Placement & Training (TPA)				
Economic Development (TPA)				
EXECUTIVE DIRECTION AND ADMIN SERVICES				
Executive Direction (TPA)				
Administrative Services (TPA)				
TOTAL, TPA BASE FUNDING	281	235	3	235

FY 2023 ENACTED TPA - BASE FUNDING

Dollars in Thousands (\$000)

ACTIVITY SubActivity	SOUTHERN CALIFORNIA AGENCY	Augustine Band of Cahuilla Indians	Cabazon Band of Mission Indians	Cahuilla Band of Mission Indians	Campo Band of Mission Indians	The Capitan Grande - Diegueno Indians	Barona Band of Mission Indians	Inaja-Cosmit Reservation	Jamul Indian Village	La Jolla Band of Luiseno Mission Indians
TRIBAL GOVERNMENT										
Aid to Tribal Government (TPA)	581		23		172	141		168		
Consolidated Tribal Gov't Program (TPA)		189		173			146		193	217
Road Maintenance (TPA)										
HUMAN SERVICES										
Social Services (TPA)	283		5							
Indian Child Welfare Act (TPA)				35	26	5	26	30	9	3
Housing Program (TPA)										
Human Services Tribal Design (TPA)	25									
TRUST-NATURAL RESOURCES MANAGEMENT										
Natural Resources (TPA)										
Agriculture Program (TPA)	20									
Forestry Program (TPA)	77		2							
Water Resources Program (TPA)	87		2							
Wildlife & Parks Program (TPA)	20									
Energy & Minerals Program (TPA)										
TRUST-REAL ESTATE SERVICES										
Trust Services (TPA)	128									
Probate (TPA)	184									
RES Program (TPA)	361		6							
Alaskan Native Programs (TPA)										
Rights Protection (TPA)	246		3							
PUBLIC SAFETY AND JUSTICE										
Tribal Courts (TPA)										
Fire Protection (TPA)										
COMMUNITY & ECONOMIC DEVELOPMENT										
Job Placement & Training (TPA)										
Economic Development (TPA)										
EXECUTIVE DIRECTION AND ADMIN SERVICES										
Executive Direction (TPA)	140		4							
Administrative Services (TPA)	153		5							
TOTAL, TPA BASE FUNDING	2,384	189	53	208	198	146	172	199	203	220

FY 2023 ENACTED TPA - BASE FUNDING

Dollars in Thousands (\$000)

ACTIVITY SubActivity	La Posta Band of Diegueno Mission Indians	Los Coyotes Band of Cahuilla & Cupeno Indians	Mesa Grande Band of Mission Indians	Pala Band of Mission Indians	Pauma Band of Luiseno Mission Indians	Pechanga Band of Mission Indians	Rincon Band of Mission Indians	San Manuel Band of Mission Indians	San Pasqual Band of Diegueno Mission Indians	Santa Rosa Band of Cahuilla Indians
TRIBAL GOVERNMENT										
Aid to Tribal Government (TPA)		183	186		183		180			170
Consolidated Tribal Gov't Program (TPA)	172			3		88		131	141	
Road Maintenance (TPA)										
HUMAN SERVICES										
Social Services (TPA)										
Indian Child Welfare Act (TPA)	11	30	15		31	53	48	46	31	26
Housing Program (TPA)										
Human Services Tribal Design (TPA)										
TRUST-NATURAL RESOURCES MANAGEMENT										
Natural Resources (TPA)										
Agriculture Program (TPA)										
Forestry Program (TPA)										
Water Resources Program (TPA)						102				
Wildlife & Parks Program (TPA)										
Energy & Minerals Program (TPA)										
TRUST-REAL ESTATE SERVICES										
Trust Services (TPA)										
Probate (TPA)										
RES Program (TPA)										
Alaskan Native Programs (TPA)										
Rights Protection (TPA)										
PUBLIC SAFETY AND JUSTICE										
Tribal Courts (TPA)										
Fire Protection (TPA)										
COMMUNITY & ECONOMIC DEVELOPMENT										
Job Placement & Training (TPA)										
Economic Development (TPA)										
EXECUTIVE DIRECTION AND ADMIN SERVICES										
Executive Direction (TPA)										
Administrative Services (TPA)										
TOTAL, TPA BASE FUNDING	182	214	201	3	214	243	228	177	172	196

FY 2023 ENACTED TPA - BASE FUNDING

Dollars in Thousands (\$000)

ACTIVITY SubActivity	Santa Ynez Band of Chumash Mission Indians	lipay Nations of Santa Ysabel	Soboba Band of Luiseno Indians	Sycuan Band of the Kumeyaay Nation	Torres- Martinez Desert Cahuilla Indians	Ramona Band of Mission Indians	Twenty Nine Palms Band of Mission Indians	Viejas Band of Mission Indians
TRIBAL GOVERNMENT								
Aid to Tribal Government (TPA)		0	189					
Consolidated Tribal Gov't Program (TPA)	177	184	3	139	205	171	163	119
Road Maintenance (TPA)								
HUMAN SERVICES								
Social Services (TPA)								
Indian Child Welfare Act (TPA)	43	57	57	34	26		31	31
Housing Program (TPA)								
Human Services Tribal Design (TPA)								
TRUST-NATURAL RESOURCES MANAGEMENT								
Natural Resources (TPA)								
Agriculture Program (TPA)								
Forestry Program (TPA)								
Water Resources Program (TPA)								
Wildlife & Parks Program (TPA)								
Energy & Minerals Program (TPA)								
TRUST-REAL ESTATE SERVICES								
Trust Services (TPA)								
Probate (TPA)								
RES Program (TPA)								
Alaskan Native Programs (TPA)								
Rights Protection (TPA)								
PUBLIC SAFETY AND JUSTICE								
Tribal Courts (TPA)								
Fire Protection (TPA)			1					
COMMUNITY & ECONOMIC DEVELOPMENT								
Job Placement & Training (TPA)								
Economic Development (TPA)								
EXECUTIVE DIRECTION AND ADMIN SERVICES								
Executive Direction (TPA)								
Administrative Services (TPA)								
TOTAL, TPA BASE FUNDING	220	241	250	174	231	171	193	150

FY 2023 ENACTED TPA - BASE FUNDING

Dollars in Thousands (\$000)

ACTIVITY SubActivity	SOUTHWEST REGION TOTAL	RD - SOUTHWEST REGION	DD, INDIAN SVC - SOUTHWEST REGION	DD, TRUST SVC - SOUTHWEST REGION	SOUTHERN PUEBLOS AGENCY	Pueblo of Acoma	Pueblo of Isleta	Pueblo of Sandia	Pueblo of San Felipe
TRIBAL GOVERNMENT									
Aid to Tribal Government (TPA)	1,817		73		351		173	0	0
Consolidated Tribal Gov't Program (TPA)	5,400					566		405	545
Road Maintenance (TPA)	4						1		
HUMAN SERVICES									
Social Services (TPA)	4,768		354		210	134	216		140
Indian Child Welfare Act (TPA)	1,266					95	83	45	15
Housing Program (TPA)	281								
Human Services Tribal Design (TPA)	14								
TRUST-NATURAL RESOURCES MANAGEMENT									
Natural Resources (TPA)	607			403	148				
Agriculture Program (TPA)	2,802	0			254	212			64
Forestry Program (TPA)	2,780			325	177	94			
Water Resources Program (TPA)	131					0			
Wildlife & Parks Program (TPA)	455				80				1
Energy & Minerals Program (TPA)	48			48					
TRUST-REAL ESTATE SERVICES									
Trust Services (TPA)	593	0		488					
Probate (TPA)	307			236					
RES Program (TPA)	1,796			129	270	24			
Alaskan Native Programs (TPA)	0								
Rights Protection (TPA)	1,393			1,277					
PUBLIC SAFETY AND JUSTICE									
Tribal Courts (TPA)	2,607		250				119		
Fire Protection (TPA)	24								
COMMUNITY & ECONOMIC DEVELOPMENT									
Job Placement & Training (TPA)	420				224				
Economic Development (TPA)	160								
EXECUTIVE DIRECTION AND ADMIN SERVICES									
Executive Direction (TPA)	1,401	119			222				
Administrative Services (TPA)	1,665	167			386				
TOTAL, TPA BASE FUNDING	30,814	286	677	2,906	2,398	1,125	593	450	764

FY 2023 ENACTED TPA - BASE FUNDING

Dollars in Thousands (\$000)

ACTIVITY SubActivity	Pueblo of Santa Ana	Pueblo of Santo Domingo	Pueblo of Zia	LAGUNA AGENCY	Pueblo of Laguna	NORTHERN PUEBLOS AGENCY	Pueblo of Nambe	Pueblo of Picuris	Pueblo of Pojoaque
TRIBAL GOVERNMENT									
Aid to Tribal Government (TPA)	54	0	77		81	88	0	0	0
Consolidated Tribal Gov't Program (TPA)		337			619		231	175	223
Road Maintenance (TPA)									
HUMAN SERVICES									
Social Services (TPA)		261	59		21	209			
Indian Child Welfare Act (TPA)	60	89	57				55	38	38
Housing Program (TPA)									
Human Services Tribal Design (TPA)									
TRUST-NATURAL RESOURCES MANAGEMENT									
Natural Resources (TPA)						56			
Agriculture Program (TPA)		82	104		128	205			
Forestry Program (TPA)						201			
Water Resources Program (TPA)		1			78	51			
Wildlife & Parks Program (TPA)						99			
Energy & Minerals Program (TPA)									
TRUST-REAL ESTATE SERVICES									
Trust Services (TPA)									
Probate (TPA)				0					
RES Program (TPA)				0	122	173			
Alaskan Native Programs (TPA)									
Rights Protection (TPA)						109			
PUBLIC SAFETY AND JUSTICE									
Tribal Courts (TPA)	56		59						
Fire Protection (TPA)									
COMMUNITY & ECONOMIC DEVELOPMENT									
Job Placement & Training (TPA)						40			
Economic Development (TPA)									
EXECUTIVE DIRECTION AND ADMIN SERVICES									
Executive Direction (TPA)				1		125			
Administrative Services (TPA)				1		231			
TOTAL, TPA BASE FUNDING	170	769	356	2	1,049	1,588	287	213	261

FY 2023 ENACTED TPA - BASE FUNDING

Dollars in Thousands (\$000)

ACTIVITY SubActivity	Pueblo of San Ildefonso	Pueblo of Tesuque	SOUTHERN UTE AGENCY	Southern Ute Tribe	UTE MOUNTAIN AGENCY	Ute Mountain Tribe	JICARILLA AGENCY	Jicarilla Apache Nation	MESCALERO AGENCY
TRIBAL GOVERNMENT									
Aid to Tribal Government (TPA)	0	0	1			205	1		193
Consolidated Tribal Gov't Program (TPA)	327	229							
Road Maintenance (TPA)						1		2	
HUMAN SERVICES									
Social Services (TPA)		0		214		1,424		567	
Indian Child Welfare Act (TPA)	48	38		73		245		92	
Housing Program (TPA)						280			
Human Services Tribal Design (TPA)				2		12			
TRUST-NATURAL RESOURCES MANAGEMENT									
Natural Resources (TPA)									
Agriculture Program (TPA)				432	145		335		519
Forestry Program (TPA)			172		2	1	830		820
Water Resources Program (TPA)									
Wildlife & Parks Program (TPA)			1			37		169	
Energy & Minerals Program (TPA)									
TRUST-REAL ESTATE SERVICES									
Trust Services (TPA)			104				0		
Probate (TPA)			62		4				
RES Program (TPA)			261		245		357		96
Alaskan Native Programs (TPA)									
Rights Protection (TPA)									1
PUBLIC SAFETY AND JUSTICE									
Tribal Courts (TPA)				200	334	278			
Fire Protection (TPA)								4	
COMMUNITY & ECONOMIC DEVELOPMENT									
Job Placement & Training (TPA)			0			55		34	
Economic Development (TPA)				160					
EXECUTIVE DIRECTION AND ADMIN SERVICES									
Executive Direction (TPA)			153		138		196		167
Administrative Services (TPA)			75		143		76		306
TOTAL, TPA BASE FUNDING	375	267	830	1,080	1,012	2,539	1,796	868	2,101

FY 2023 ENACTED TPA - BASE FUNDING

Dollars in Thousands (\$000)

ACTIVITY SubActivity	Mescalero Apache Tribe	ZUNI AGENCY	Zuni Tribe	RAMAH AGENCY	Ramah Navajo Chapter	Ramah Navajo School Board
TRIBAL GOVERNMENT						
Aid to Tribal Government (TPA)	263				0	255
Consolidated Tribal Gov't Program (TPA)			902		841	
Road Maintenance (TPA)						
HUMAN SERVICES						
Social Services (TPA)	443		144			372
Indian Child Welfare Act (TPA)	81		114			
Housing Program (TPA)						1
Human Services Tribal Design (TPA)						
TRUST-NATURAL RESOURCES MANAGEMENT						
Natural Resources (TPA)						
Agriculture Program (TPA)		323				
Forestry Program (TPA)	24	133				
Water Resources Program (TPA)						
Wildlife & Parks Program (TPA)	69					
Energy & Minerals Program (TPA)						
TRUST-REAL ESTATE SERVICES						
Trust Services (TPA)						
Probate (TPA)			5			
RES Program (TPA)			118			
Alaskan Native Programs (TPA)						
Rights Protection (TPA)			6			
PUBLIC SAFETY AND JUSTICE						
Tribal Courts (TPA)	1,242		68			
Fire Protection (TPA)	10			10		
COMMUNITY & ECONOMIC DEVELOPMENT						
Job Placement & Training (TPA)						66
Economic Development (TPA)						
EXECUTIVE DIRECTION AND ADMIN SERVICES						
Executive Direction (TPA)		161		118		
Administrative Services (TPA)		133		147		
TOTAL, TPA BASE FUNDING	2,133	751	1,358	275	841	694

FY 2023 ENACTED TPA - BASE FUNDING

Dollars in Thousands (\$000)

ACTIVITY SubActivity	NAVAJO REGION TOTAL	RD - NAVAJO REGION	Navajo Agricultural Products Industry (NAPI)	DD, INDIAN SVC - NAVAJO REGION	DD, TRUST SVC - NAVAJO REGION	Navajo Nation	SHIPROCK AGENCY	WESTERN NAVAJO AGENCY	EASTERN NAVAJO AGENCY	CHINLE AGENCY	FORT DEFIANCE AGENCY
TRIBAL GOVERNMENT											
Aid to Tribal Government (TPA)	1,015					1,015					
Consolidated Tribal Gov't Program (TPA)	0										
Road Maintenance (TPA)	0										
HUMAN SERVICES											
Social Services (TPA)	6,372			147		6,225					
Indian Child Welfare Act (TPA)	1,514			1		1,512					
Housing Program (TPA)	4					4					
Human Services Tribal Design (TPA)	0										
TRUST-NATURAL RESOURCES MANAGEMENT											
Natural Resources (TPA)	1,159				1,155	4					
Agriculture Program (TPA)	4,794		1,306		409		602	637	776	375	689
Forestry Program (TPA)	949				175	774					
Water Resources Program (TPA)	741					741					
Wildlife & Parks Program (TPA)	536					536					
Energy & Minerals Program (TPA)	430				430						
TRUST-REAL ESTATE SERVICES											
Trust Services (TPA)	270	8			262						
Probate (TPA)	1,008				501		132		375		
RES Program (TPA)	2,839				455		516	248	937	278	404
EQ Program (TPA)	619				499	120					
Rights Protection (TPA)	0										
PUBLIC SAFETY AND JUSTICE											
Tribal Courts (TPA)	1,787					1,787					
Fire Protection (TPA)	0										
COMMUNITY & ECONOMIC DEVELOPMENT											
Job Placement & Training (TPA)	0										
Economic Development (TPA)	0										
EXECUTIVE DIRECTION AND ADMIN SERVICES											
Executive Direction (TPA)	440								440		
Administrative Services (TPA)	454	454									
TOTAL, TPA BASE FUNDING	24,931	462	1,306	148	3,886	12,719	1,251	885	2,529	653	1,093

FY 2023 ENACTED TPA - BASE FUNDING

Dollars in Thousands (\$000)

ACTIVITY SubActivity	NORTHWEST REGION TOTAL	RD - NORTHWEST REGION	DD, INDIAN SVC - NORTHWEST REGION	DD, TRUST SVC - NORTHWEST REGION	SILETZ AGENCY	Confederated Tribes of the Colville Reservation	COLVILLE AGENCY	FORT HALL AGENCY	Shoshone- Bannock Tribes Inc.
TRIBAL GOVERNMENT									
Aid to Tribal Government (TPA)	1,865		141					6	1
Consolidated Tribal Gov't Program (TPA)	5,627								
Road Maintenance (TPA)	14								
HUMAN SERVICES									
Social Services (TPA)	3,196		477		5	569			293
Indian Child Welfare Act (TPA)	1,040		1			286			88
Housing Program (TPA)	0								
Human Services Tribal Design (TPA)	85								
TRUST-NATURAL RESOURCES MANAGEMENT									
Natural Resources (TPA)	1,073			21		260			18
Agriculture Program (TPA)	2,086			4		293	377	435	42
Forestry Program (TPA)	9,473			283		1,362	2,471		22
Water Resources Program (TPA)	496					390			102
Wildlife & Parks Program (TPA)	898			14		352			47
Energy & Minerals Program (TPA)	89			7					
TRUST-REAL ESTATE SERVICES									
Trust Services (TPA)	1,152	130		566			158		
Probate (TPA)	1,090			669			125	166	
RES Program (TPA)	3,221			135		591	27	419	
EQ Program (TPA)	57			22					32
Rights Protection (TPA)	238								103
PUBLIC SAFETY AND JUSTICE									
Tribal Courts (TPA)	2,800		737			432			686
Fire Protection (TPA)	114					72			24
COMMUNITY & ECONOMIC DEVELOPMENT									
Job Placement & Training (TPA)	285								
Economic Development (TPA)	425								166
EXECUTIVE DIRECTION AND ADMIN SERVICES									
Executive Direction (TPA)	1,971	87					190	123	
Administrative Services (TPA)	2,276	401				35	177	227	14
TOTAL, TPA BASE FUNDING	39,573	618	1,357	1,720	5	4,643	3,526	1,376	1,637

FY 2023 ENACTED TPA - BASE FUNDING

Dollars in Thousands (\$000)

ACTIVITY SubActivity	Northwestern Band of Shoshoni Nation	NORTHERN IDAHO AGENCY	Coeur D' Alene Tribe of the Coeur D' Alene Reservation	Nez Perce Tribal Executive Committee	OLYMPIC PENINSULA AGENCY	Confederated Tribes of The Chehalis Reservation	Hoh Indian Tribe	Quileute Tribe	Cowlitz Indian Tribe	UMATILLA AGENCY
TRIBAL GOVERNMENT										
Aid to Tribal Government (TPA)	262	4	86	8	64	123	16	79	10	
Consolidated Tribal Gov't Program (TPA)			2,045	1,483				1		
Road Maintenance (TPA)										
HUMAN SERVICES										
Social Services (TPA)		14	20	174		71	12	116		
Indian Child Welfare Act (TPA)			29	3		57	39	56		
Housing Program (TPA)										
Human Services Tribal Design (TPA)										
TRUST-NATURAL RESOURCES MANAGEMENT										
Natural Resources (TPA)	57						18	69		
Agriculture Program (TPA)										
Forestry Program (TPA)		12	26	74	79	36		15		
Water Resources Program (TPA)										
Wildlife & Parks Program (TPA)				24		154	22	20		
Energy & Minerals Program (TPA)										
TRUST-REAL ESTATE SERVICES										
Trust Services (TPA)						0				
Probate (TPA)					60					12
RES Program (TPA)		307	15	1	122					
EQ Program (TPA)										
Rights Protection (TPA)				9						
PUBLIC SAFETY AND JUSTICE										
Tribal Courts (TPA)			8				18	234		
Fire Protection (TPA)										
COMMUNITY & ECONOMIC DEVELOPMENT										
Job Placement & Training (TPA)						20	2	44		
Economic Development (TPA)						1				
EXECUTIVE DIRECTION AND ADMIN SERVICES										
Executive Direction (TPA)		195			161	23				282
Administrative Services (TPA)		119			141	35	5	5		
TOTAL, TPA BASE FUNDING	319	651	2,229	1,775	628	520	133	638	10	294

FY 2023 ENACTED TPA - BASE FUNDING

Dollars in Thousands (\$000)

ACTIVITY SubActivity	WARM SPRINGS AGENCY	Burns-Paiute Tribe of the Burns Paiute Indian Colony	Confederated Tribes of The Warm Springs Reservation, Tribal Council	PUGET SOUND AGENCY	Nooksack Indian Tribal Council	Puyallup Tribal Council	Sauk-Suiattle Indian Tribe of Washington	Upper Skagit Indian Tribe of Washington	Snoqualmie Tribe, Washington	Stillaguamish Board of Directors
TRIBAL GOVERNMENT										
Aid to Tribal Government (TPA)		37	143	194	58	54	1	31	2	4
Consolidated Tribal Gov't Program (TPA)					25		172	0	211	273
Road Maintenance (TPA)										
HUMAN SERVICES										
Social Services (TPA)	423	113	182	88	23	1	0	20		
Indian Child Welfare Act (TPA)		42	81		85	8	1	36		
Housing Program (TPA)										
Human Services Tribal Design (TPA)						85				
TRUST-NATURAL RESOURCES MANAGEMENT										
Natural Resources (TPA)		18			51	432	16	7	11	
Agriculture Program (TPA)		15								
Forestry Program (TPA)				193	5			8		
Water Resources Program (TPA)		1				0				
Wildlife & Parks Program (TPA)						11	1			
Energy & Minerals Program (TPA)										
TRUST-REAL ESTATE SERVICES										
Trust Services (TPA)		2		6	4					
Probate (TPA)				0						
RES Program (TPA)	252	1		341						
EQ Program (TPA)										
Rights Protection (TPA)		5								
PUBLIC SAFETY AND JUSTICE										
Tribal Courts (TPA)		88	24			255		35		
Fire Protection (TPA)		3								
COMMUNITY & ECONOMIC DEVELOPMENT										
Job Placement & Training (TPA)		14			14			4		
Economic Development (TPA)			5							
EXECUTIVE DIRECTION AND ADMIN SERVICES										
Executive Direction (TPA)	127			137						
Administrative Services (TPA)	256	8		17						
TOTAL, TPA BASE FUNDING	1,058	345	434	975	265	848	190	141	224	277

FY 2023 ENACTED TPA - BASE FUNDING

Dollars in Thousands (\$000)

ACTIVITY SubActivity	YAKAMA AGENCY	Yakama Nation	SPOKANE AGENCY	Spokane Tribe	Kalispel Indian Community	FLATHEAD AGENCY	METLAKATLA AGENCY	Metlakatla Indian Community	TAHOLAH AGENCY	COEUR D'ALENE AGENCY
TRIBAL GOVERNMENT										
Aid to Tribal Government (TPA)		50		154	339					
Consolidated Tribal Gov't Program (TPA)		71		153				1,194		
Road Maintenance (TPA)		3	9				2			
HUMAN SERVICES										
Social Services (TPA)	426			130	41					
Indian Child Welfare Act (TPA)		129		60	39					
Housing Program (TPA)										
Human Services Tribal Design (TPA)										
TRUST-NATURAL RESOURCES MANAGEMENT										
Natural Resources (TPA)		58		28	8					
Agriculture Program (TPA)	683	74		124	40					
Forestry Program (TPA)	3,643	346		570	135		2		192	
Water Resources Program (TPA)					2					
Wildlife & Parks Program (TPA)		243		2	7			3		
Energy & Minerals Program (TPA)			10	72						
TRUST-REAL ESTATE SERVICES										
Trust Services (TPA)	133	31		4					118	
Probate (TPA)		9							49	
RES Program (TPA)	258	488		176					86	
EQ Program (TPA)		4								
Rights Protection (TPA)	110	0		7	4					
PUBLIC SAFETY AND JUSTICE										
Tribal Courts (TPA)		171		86	25					
Fire Protection (TPA)				16						
COMMUNITY & ECONOMIC DEVELOPMENT										
Job Placement & Training (TPA)		187		0						
Economic Development (TPA)		112		108	33					
EXECUTIVE DIRECTION AND ADMIN SERVICES										
Executive Direction (TPA)	167		102			166	120			90
Administrative Services (TPA)	356	20	244	21	0		119			75
TOTAL, TPA BASE FUNDING	5,777	1,995	366	1,712	673	166	242	1,197	445	166

FY 2023 ENACTED TPA - BASE FUNDING

Dollars in Thousands (\$000)

ACTIVITY SubActivity	EASTERN REGION TOTAL	RD - EASTERN REGION	DD, INDIAN SVC - EASTERN REGION	DD, TRUST SVC - EASTERN REGION	Passamaquoddy Tribe - Indian Township Reservation	Passamaquoddy Tribe - Pleasant Point Reservation	Penobscot Tribe of Maine	Houlton Band of Maliseet Indians	Mashantucket Pequot Tribe
TRIBAL GOVERNMENT									
Aid to Tribal Government (TPA)	3,189		262		19				97
Consolidated Tribal Gov't Program (TPA)	13,711				824	1,129	1,862	492	148
Road Maintenance (TPA)	3								0
HUMAN SERVICES									
Social Services (TPA)	1,946		472		7	97	88	6	117
Indian Child Welfare Act (TPA)	931				43		11	12	54
Housing Program (TPA)	0								
Human Services Tribal Design (TPA)	1								
TRUST-NATURAL RESOURCES MANAGEMENT									
Natural Resources (TPA)	58			56					
Agriculture Program (TPA)	979								
Forestry Program (TPA)	717			55					
Water Resources Program (TPA)	753			0					
Wildlife & Parks Program (TPA)	164								
Energy & Minerals Program (TPA)	0								
TRUST-REAL ESTATE SERVICES									
Trust Services (TPA)	180			120					45
Probate (TPA)	98			98					
RES Program (TPA)	1,090			147					
EQ Program (TPA)	113			113					
Rights Protection (TPA)	0								
PUBLIC SAFETY AND JUSTICE									
Tribal Courts (TPA)	1,367				5	26	29		
Fire Protection (TPA)	536								87
COMMUNITY & ECONOMIC DEVELOPMENT									
Job Placement & Training (TPA)	305								
Economic Development (TPA)	317								
EXECUTIVE DIRECTION AND ADMIN SERVICES									
Executive Direction (TPA)	509	11							
Administrative Services (TPA)	526	2							
TOTAL, TPA BASE FUNDING	27,494	13	734	588	898	1,252	1,990	510	549

FY 2023 ENACTED TPA - BASE FUNDING

Dollars in Thousands (\$000)

ACTIVITY SubActivity	Miccosukee Tribe of Indians	Narragansett Indian Tribe	Poarch Band of Creek Indians	Aroostook Band of Micmacs Indians of Maine	Catawba Indian Nation	Jena Band of Choctaw Indians	Mashpee Wampanoag Tribe	Pamunkey Indian Tribe	Chickahominy Indian Tribe
TRIBAL GOVERNMENT									
Aid to Tribal Government (TPA)	51	2						171	175
Consolidated Tribal Gov't Program (TPA)	1,225	1,020	1,236	604	1,542	257	352		
Road Maintenance (TPA)									
HUMAN SERVICES									
Social Services (TPA)	5	14	14	7	8	1	3		
Indian Child Welfare Act (TPA)	11	16	9	9	13		1		
Housing Program (TPA)									
Human Services Tribal Design (TPA)	1						0		
TRUST-NATURAL RESOURCES MANAGEMENT									
Natural Resources (TPA)									
Agriculture Program (TPA)							1		
Forestry Program (TPA)		0					2		
Water Resources Program (TPA)	14								
Wildlife & Parks Program (TPA)	6	0					0		
Energy & Minerals Program (TPA)									
TRUST-REAL ESTATE SERVICES									
Trust Services (TPA)									
Probate (TPA)									
RES Program (TPA)	6	1					1		
EQ Program (TPA)									
Rights Protection (TPA)		0							
PUBLIC SAFETY AND JUSTICE									
Tribal Courts (TPA)	6		29				2		
Fire Protection (TPA)	1						3		
COMMUNITY & ECONOMIC DEVELOPMENT									
Job Placement & Training (TPA)		1							
Economic Development (TPA)	4						1		
EXECUTIVE DIRECTION AND ADMIN SERVICES									
Executive Direction (TPA)									
Administrative Services (TPA)									
TOTAL, TPA BASE FUNDING	1,330	1,055	1,288	619	1,564	258	365	171	175

FY 2023 ENACTED TPA - BASE FUNDING

Dollars in Thousands (\$000)

ACTIVITY SubActivity	Chickahominy Indian Tribe Eastern Division	Upper Mattaponi Tribe	Rappahannoc k Tribe, Inc.	Monacan Indian Nation	Nansemond Indian Tribe	Tunica/Biloxi Tribe	Chitimacha Tribe of Louisiana	Coushatta Tribe of Louisiana	Shinnecock Indian Nation of Southampton
TRIBAL GOVERNMENT									
Aid to Tribal Government (TPA)	175	175	175	341	174	189			
Consolidated Tribal Gov't Program (TPA)						42	1,004	6	14
Road Maintenance (TPA)								0	
HUMAN SERVICES									
Social Services (TPA)						35	10	50	1
Indian Child Welfare Act (TPA)						35	0	59	0
Housing Program (TPA)									
Human Services Tribal Design (TPA)									
TRUST-NATURAL RESOURCES MANAGEMENT									
Natural Resources (TPA)									
Agriculture Program (TPA)								189	0
Forestry Program (TPA)									0
Water Resources Program (TPA)									
Wildlife & Parks Program (TPA)									0
Energy & Minerals Program (TPA)									
TRUST-REAL ESTATE SERVICES									
Trust Services (TPA)						0			
Probate (TPA)									
RES Program (TPA)									0
EQ Program (TPA)									
Rights Protection (TPA)									
PUBLIC SAFETY AND JUSTICE									
Tribal Courts (TPA)							41		0
Fire Protection (TPA)									1
COMMUNITY & ECONOMIC DEVELOPMENT									
Job Placement & Training (TPA)								17	
Economic Development (TPA)						0			0
EXECUTIVE DIRECTION AND ADMIN SERVICES									
Executive Direction (TPA)									
Administrative Services (TPA)									
TOTAL, TPA BASE FUNDING	175	175	175	341	174	301	1,055	321	17

FY 2023 ENACTED TPA - BASE FUNDING

Dollars in Thousands (\$000)

ACTIVITY SubActivity	Seneca Nation of New York	Onondaga Nation of New York	St. Regis Mohawk Tribe	Tonawanda Band of Seneca	Tuscarora Nation	Oneida Nation of New York	Cayuga Nation of New York	NEW YORK AGENCY	Eastern Band of Cherokee Indians
TRIBAL GOVERNMENT									
Aid to Tribal Government (TPA)	158	234	159	6	186	165		226	
Consolidated Tribal Gov't Program (TPA)	1		219	3		1,444	9		277
Road Maintenance (TPA)									2
HUMAN SERVICES									
Social Services (TPA)	0		97						286
Indian Child Welfare Act (TPA)	138	49	96	48	48				113
Housing Program (TPA)									
Human Services Tribal Design (TPA)									
TRUST-NATURAL RESOURCES MANAGEMENT									
Natural Resources (TPA)			0						
Agriculture Program (TPA)	1								73
Forestry Program (TPA)	3								
Water Resources Program (TPA)			0						
Wildlife & Parks Program (TPA)									99
Energy & Minerals Program (TPA)									
TRUST-REAL ESTATE SERVICES									
Trust Services (TPA)									
Probate (TPA)									
RES Program (TPA)									2
EQ Program (TPA)									
Rights Protection (TPA)									
PUBLIC SAFETY AND JUSTICE									
Tribal Courts (TPA)	24		114			24			758
Fire Protection (TPA)	25	0	9						
COMMUNITY & ECONOMIC DEVELOPMENT									
Job Placement & Training (TPA)	0		23					31	
Economic Development (TPA)			32						
EXECUTIVE DIRECTION AND ADMIN SERVICES									
Executive Direction (TPA)								1	
Administrative Services (TPA)								149	
TOTAL, TPA BASE FUNDING	351	283	750	57	234	1,633	9	407	1,611

FY 2023 ENACTED TPA - BASE FUNDING

Dollars in Thousands (\$000)

ACTIVITY SubActivity	CHEROKEE AGENCY	Seminole Tribe of Florida	SEMINOLE AGENCY	CHOCTAW AGENCY	Mississippi Band of Choctaw Indians
TRIBAL GOVERNMENT					
Aid to Tribal Government (TPA)		48			
Consolidated Tribal Gov't Program (TPA)		0			
Road Maintenance (TPA)					
HUMAN SERVICES					
Social Services (TPA)		211			417
Indian Child Welfare Act (TPA)		77			91
Housing Program (TPA)					
Human Services Tribal Design (TPA)					
TRUST-NATURAL RESOURCES MANAGEMENT					
Natural Resources (TPA)		1			
Agriculture Program (TPA)		621			93
Forestry Program (TPA)	215	201			240
Water Resources Program (TPA)		735			5
Wildlife & Parks Program (TPA)		3			55
Energy & Minerals Program (TPA)					
TRUST-REAL ESTATE SERVICES					
Trust Services (TPA)	11	4			
Probate (TPA)					
RES Program (TPA)	727	123			83
EQ Program (TPA)					
Rights Protection (TPA)					
PUBLIC SAFETY AND JUSTICE					
Tribal Courts (TPA)		1			309
Fire Protection (TPA)	3	4			403
COMMUNITY & ECONOMIC DEVELOPMENT					
Job Placement & Training (TPA)		125			107
Economic Development (TPA)		161			118
EXECUTIVE DIRECTION AND ADMIN SERVICES					
Executive Direction (TPA)	157		251	89	
Administrative Services (TPA)	98		112	165	
TOTAL, TPA BASE FUNDING	1,210	2,318	362	255	1,923

Bureau Region Allocations

FY 2023 ENACTED REGIONAL OPERATIONS FUNDING
Dollars in Thousands (\$000)

ACTIVITY Sub Activity Program Element	BUREAU-WIDE TOTAL	NON-BASE RESOURCES	GREAT PLAINS	SOUTHERN PLAINS	ROCKY MOUNTAIN	ALASKA	MIDWEST	EASTERN OKLAHOMA	WESTERN	PACIFIC	SOUTHWEST	NAVAJO	NORTHWEST	EASTERN
TRIBAL GOVERNMENT														
Regional Oversight														
All Other Aid to Tribal Government	1,160		243	121		125	131	55	42	109	8	152	163	13
Community Services, General	622		250			1					147	194		30
Self Determination	5,890	1,001	483	249	404	601	516	259	753	216	311	418	288	392
HUMAN SERVICES														
Regional Oversight														
Housing Development	1,552		150	161	124	212	124	121	150	135	128	127		121
Social Services	734		75	47	139	105	33		33		41	262		
TRUST-NATURAL RESOURCES MANAGEMENT														
Energy & Minerals Regional Oversight	924	506	1	54				74	205			82	2	
Regional Oversight														
Agriculture	791		156				19		201			259	145	11
Fish, Wildlife, & Parks	383		51				28				48		256	
Forest Marketing Assistance	29		3									26		0
Forestry	1,427	0		2	93	118	224		229	134	43	152	261	171
Natural Resources, General	1,430	0	131	128	243		121	119	141	108	164	159		114
Water Resources	734		83	9	88	3	56		140		139		198	18
TRUST-REAL ESTATE SERVICES														
Land Titles & Records Offices	16,425	567	2,903	2,007	2,914	817	633	576		1,208	3,200		1,600	
Land Records Improvement - Regional	2,563	1,844				719								
Other Indian Rights Protection	182					49						72	61	
Regional Oversight														
Deputy Regional Director	1,219		184	147	157	334			209	166			22	
Environmental Quality Services	271		27	51			27			42	1		123	
Real Estate Services	7,350		1,450	611	993	278	354		729	366	266	1,096	990	217
Trust Services	4,411	1,885	2	175	293		354		221	101	282	615	312	171
EXECUTIVE DIRECTION & ADMINISTRATIVE SERVICES														
Administrative Services (Regional)	14,716	923	1,148	1,155	1,153	1,141	1,132	1,151	1,159	1,144	1,165	1,161	1,144	1,141
Executive Direction (Regional)	3,133	201	271	273		262	261	263	267	271	261	262	267	273
Program Management	266				266									
Regional Safety Management	2,403	222	183	182	180	180	182	183	184	176	182	183	184	182
TOTAL, REGIONAL OPS FUNDING	68,614	7,148	7,794	5,373	7,048	4,945	4,195	2,800	4,664	4,175	6,385	5,218	6,015	2,853

Consolidated Tribal
Government Program (CTGP)
by Location

CTGP Breakout
FY 2023 Enacted
(Dollars)

ACCOUNT ACTIVITY Sub Activity Program Element	GREAT PLAINS TOTAL	Flandreau Santee Sioux	Cheyenne River Sioux	Three Affiliated Tribes of Fort Berthold	Rosebud Sioux	Ponca (NE)	Lake Traverse Reservation	Standing Rock Sioux Tribe	Omaha (NE)	Winnebago
TOTAL CTGP	14,304,966	351,525	2,680,160	2,763,796	1,797,391	1,130,724	688,958	2,823,877	1,164,916	903,619
BUREAU OF INDIAN AFFAIRS										
OPERATION OF INDIAN PROGRAMS	11,565,971	316,525	2,132,160	2,218,796	1,797,391	901,910	688,958	1,961,696	899,916	648,619
TRIBAL GOVERNMENT	2,804,571	11,525	670,160	343,296	361,171	621,878	275,000	397,408	104,535	19,598
Aid to Tribal Government (TPA)	2,587,731	11,525	670,160	343,296	361,171	621,878	275,000	180,568	104,535	19,598
New Tribes (TPA)	0									
Small Tribes Supplement (TPA)	0									
Road Maintenance (TPA)	216,840							216,840		
HUMAN SERVICES	1,094,033	78,000	92,000	528,000		280,033		30,000	86,000	
Social Services (TPA)	845,187	70,000		455,500		233,687			86,000	
Indian Child Welfare Act (TPA)	248,846	8,000	92,000	72,500		46,346		30,000		
Housing Program (TPA)	0									
Human Services Tribal Design (TPA)	0									
TRUST - NATURAL RESOURCES MANAGEMENT	2,931,552	37,000	340,000	590,000	999,497		104,000	685,534	91,000	84,521
Natural Resources (TPA)	333,651				305,651		28,000			
Agriculture Program (TPA)	381,136	37,000		130,000				214,136		
Forestry Program (TPA)	348,650				348,650					
Water Resources Program (TPA)	766,479			130,000	345,196			291,283		
Wildlife & Parks Program (TPA)	1,101,636		340,000	330,000			76,000	180,115	91,000	84,521
Energy & Minerals Program (TPA)	0									
TRUST - REAL ESTATE SERVICES	463,000			220,000				100,000	48,000	95,000
Trust Services (TPA)	0									
Probate (TPA)	0									
RES Program (TPA)	363,000			220,000					48,000	95,000
EQ Program (TPA)	100,000							100,000		
Alaskan Native Programs (TPA)	0									
Rights Protection (TPA)	0									
PUBLIC SAFETY & JUSTICE	3,430,593	190,000	1,030,000	455,000			309,958	682,754	427,381	335,500
Tribal Courts (TPA)	3,379,712	190,000	1,030,000	455,000			309,958	682,754	382,000	330,000
Fire Protection (TPA)	50,881								45,381	5,500
COMMUNITY & ECONOMIC DEVELOPMENT	842,223			82,500	436,723			66,000	143,000	114,000
Job Placement & Training (TPA)	76,000								76,000	
Economic Development (TPA)	766,223			82,500	436,723			66,000	67,000	114,000
EXECUTIVE DIRECTION & ADMINISTRATIVE SERVICES										
Administrative Services (TPA)	0									
BUREAU OF INDIAN EDUCATION										
OPERATION OF INDIAN EDUCATION PROGRAMS	2,738,995	35,000	548,000	545,000		228,814		862,181	265,000	255,000
Johnson-O'Malley Assistance Grants (TPA)	45,181		33,000					12,181		
Tribal Colleges & Universities Supplements (TPA)	35,000	35,000								
Scholarships & Adult Education (TPA)	2,658,814		515,000	545,000		228,814		850,000	265,000	255,000

CTGP Breakout
FY 2023 Enacted
(Dollars)

ACCOUNT ACTIVITY Sub Activity Program Element	SOUTHERN PLAINS TOTAL	Alabama- Coushatta (TX)	Iowa Tribe of KS & NE	Kickapoo (KS)	Prairie Band of Potawatomi (KS)	Sac & Fox Tribe of MO (KS & NE)	Tonkawa Tribe (OK)
TOTAL CTGP	2,550,824	843,880	197,673	482,533	578,416	161,795	286,527
BUREAU OF INDIAN AFFAIRS							
OPERATION OF INDIAN PROGRAMS	1,873,273	735,262	132,441	337,773	370,186	134,290	163,321
TRIBAL GOVERNMENT	543,969	100,263	75,116	38,603	92,547	134,290	103,150
Aid to Tribal Government (TPA)	543,969	100,263	75,116	38,603	92,547	134,290	103,150
New Tribes (TPA)	0						
Small Tribes Supplement (TPA)	0						
Road Maintenance (TPA)	0						
HUMAN SERVICES	175,460	175,460					
Social Services (TPA)	175,460	175,460					
Indian Child Welfare Act (TPA)	0						
Housing Program (TPA)	0						
Human Services Tribal Design (TPA)	0						
TRUST - NATURAL RESOURCES MANAGEMENT	478,840	459,539		19,301			
Natural Resources (TPA)	0						
Agriculture Program (TPA)	353,511	334,210		19,301			
Forestry Program (TPA)	0						
Water Resources Program (TPA)	0						
Wildlife & Parks Program (TPA)	125,329	125,329					
Energy & Minerals Program (TPA)	0						
TRUST - REAL ESTATE SERVICES							
Trust Services (TPA)	0						
Probate (TPA)	0						
RES Program (TPA)	0						
EQ Program (TPA)	0						
Alaskan Native Programs (TPA)	0						
Rights Protection (TPA)	0						
PUBLIC SAFETY & JUSTICE	603,710		57,325	246,092	248,718		51,575
Tribal Courts (TPA)	368,384		57,325	149,585	109,899		51,575
Fire Protection (TPA)	235,326			96,507	138,819		
COMMUNITY & ECONOMIC DEVELOPMENT	71,294			33,777	28,921		8,596
Job Placement & Training (TPA)	71,294			33,777	28,921		8,596
Economic Development (TPA)	0						
EXECUTIVE DIRECTION & ADMINISTRATIVE SERVICES							
Administrative Services (TPA)	0						
BUREAU OF INDIAN EDUCATION							
OPERATION OF INDIAN EDUCATION PROGRAMS	677,551	108,618	65,232	144,760	208,230	27,505	123,206
Johnson-O'Malley Assistance Grants (TPA)	65,420	16,711					48,709
Tribal Colleges & Universities Supplements (TPA)	0						
Scholarships & Adult Education (TPA)	612,131	91,907	65,232	144,760	208,230	27,505	74,497

CTGP Breakout
FY 2023 Enacted
(Dollars)

ACCOUNT ACTIVITY Sub Activity Program Element	WEST-CENTRAL ALASKA AGENCY TOTAL	Native Village of Afognak	Native Village of Akiok	Native Village of Chitina	Native Village of Kluti-Kaah	Igiugig Village	Village of Iliamna	Native Village of Karluk	Agdaagux Tribe of King Cove	King Salmon	Native Village of Larsen Bay	Mentasta Traditional Council	Naknek Native Village
TOTAL CTGP	3,385,034	160,773	120,530	152,440	126,837	2,257	162,751	128,545	100,662	147,367	137,842	151,316	161,582
BUREAU OF INDIAN AFFAIRS													
OPERATION OF INDIAN PROGRAMS	3,255,006	160,773	120,530	142,440	126,837	2,257	162,751	128,545	82,662	147,367	137,842	139,814	161,582
TRIBAL GOVERNMENT	3,152,129	160,349	120,530	142,440	126,837	2,257	162,751	128,545	78,662	145,367	137,842	137,623	161,582
Aid to Tribal Government (TPA)	3,152,129	160,349	120,530	142,440	126,837	2,257	162,751	128,545	78,662	145,367	137,842	137,623	161,582
New Tribes (TPA)	0												
Small Tribes Supplement (TPA)	0												
Road Maintenance (TPA)	0												
HUMAN SERVICES	70,665												
Social Services (TPA)	70,665												
Indian Child Welfare Act (TPA)	0												
Housing Program (TPA)	0												
Human Services Tribal Design (TPA)	0												
TRUST - NATURAL RESOURCES MANAGEMENT													
Natural Resources (TPA)	0												
Agriculture Program (TPA)	0												
Forestry Program (TPA)	0												
Water Resources Program (TPA)	0												
Wildlife & Parks Program (TPA)	0												
Energy & Minerals Program (TPA)	0												
TRUST - REAL ESTATE SERVICES													
Trust Services (TPA)	0												
Probate (TPA)	0												
RES Program (TPA)	0												
EQ Program (TPA)	0												
Alaskan Native Programs (TPA)	0												
Rights Protection (TPA)	0												
PUBLIC SAFETY & JUSTICE													
Tribal Courts (TPA)	0												
Fire Protection (TPA)	0												
COMMUNITY & ECONOMIC DEVELOPMENT	32,212	424							4,000	2,000		2,191	
Job Placement & Training (TPA)	31,788								4,000	2,000		2,191	
Economic Development (TPA)	424	424											
EXECUTIVE DIRECTION & ADMINISTRATIVE SERVICES													
Administrative Services (TPA)	0												
BUREAU OF INDIAN EDUCATION													
OPERATION OF INDIAN EDUCATION PROGRAMS	130,028			10,000					18,000			11,502	
Johnson-O'Malley Assistance Grants (TPA)	42,400											2,191	
Tribal Colleges & Universities Supplements (TPA)	0												
Scholarships & Adult Education (TPA)	87,628			10,000					18,000			9,311	

CTGP Breakout
FY 2023 Enacted
(Dollars)

ACCOUNT ACTIVITY Sub Activity Program Element	Newhalen Tribal Council	Nondalton Village	Village of Old Harbor	Native Village of Ouzinkie	Pedro Bay Village	Native Village of Port Lions	Salamatoff	South Naknek Village	Native Village of Tazlina	Native Village of Tyonek	Lesnoi Village/ Woody Island	Kaguyak Village	Sun'aq Tribe of Kodiak
TOTAL CTGP	121,443	136,830	111,724	141,578	177,509	123,945	128,969	152,102	118,414	139,000	153,568	158,129	168,921
BUREAU OF INDIAN AFFAIRS													
OPERATION OF INDIAN PROGRAMS	121,443	136,830	79,964	121,069	168,411	123,945	127,969	152,102	110,255	119,000	153,568	158,129	168,921
TRIBAL GOVERNMENT	121,443	136,830	79,964	121,069	122,624	123,945	122,781	152,102	105,573	99,000	153,568	158,129	150,316
Aid to Tribal Government (TPA)	121,443	136,830	79,964	121,069	122,624	123,945	122,781	152,102	105,573	99,000	153,568	158,129	150,316
New Tribes (TPA)													
Small Tribes Supplement (TPA)													
Road Maintenance (TPA)													
HUMAN SERVICES					41,980				80	10,000			18,605
Social Services (TPA)					41,980				80	10,000			18,605
Indian Child Welfare Act (TPA)													
Housing Program (TPA)													
Human Services Tribal Design (TPA)													
TRUST - NATURAL RESOURCES MANAGEMENT													
Natural Resources (TPA)													
Agriculture Program (TPA)													
Forestry Program (TPA)													
Water Resources Program (TPA)													
Wildlife & Parks Program (TPA)													
Energy & Minerals Program (TPA)													
TRUST - REAL ESTATE SERVICES													
Trust Services (TPA)													
Probate (TPA)													
RES Program (TPA)													
EQ Program (TPA)													
Alaskan Native Programs (TPA)													
Rights Protection (TPA)													
PUBLIC SAFETY & JUSTICE													
Tribal Courts (TPA)													
Fire Protection (TPA)													
COMMUNITY & ECONOMIC DEVELOPMENT					3,807		5,188		4,602	10,000			
Job Placement & Training (TPA)					3,807		5,188		4,602	10,000			
Economic Development (TPA)													
EXECUTIVE DIRECTION & ADMINISTRATIVE SERVICES													
Administrative Services (TPA)													
BUREAU OF INDIAN EDUCATION													
OPERATION OF INDIAN EDUCATION PROGRAMS			31,760	20,509	9,098		1,000		8,159	20,000			
Johnson-O'Malley Assistance Grants (TPA)			31,760	5,290			1,000		2,159				
Tribal Colleges & Universities Supplements (TPA)													
Scholarships & Adult Education (TPA)				15,219	9,098				6,000	20,000			

CTGP Breakout
FY 2023 Enacted
(Dollars)

ACCOUNT ACTIVITY Sub Activity Program Element	BETHEL AGENCY TOTAL	Akiachak Native Community	Village of Aniak	Village of Atmautluak	Chuloonawick Native Village	Emmonak Village	Native Village of Georgetown	Kasigluk Traditional Elders Council	Native Village of Kongiganak	Organized Village of Kwethluk	Native Village of Kwigillingok
TOTAL CTGP	2,478,120	85,177	109,868	124,291	181,209	152,408	3,128	124,348	70,097	110,024	109,669
BUREAU OF INDIAN AFFAIRS											
OPERATION OF INDIAN PROGRAMS	2,413,745	85,177	109,868	124,291	181,209	152,408	3,128	124,348	70,097	108,524	99,624
TRIBAL GOVERNMENT	2,369,434	85,177	109,868	124,291	181,209	152,408	3,128	100,442	70,097	108,524	96,289
Aid to Tribal Government (TPA)	2,369,434	85,177	109,868	124,291	181,209	152,408	3,128	100,442	70,097	108,524	96,289
New Tribes (TPA)	0										
Small Tribes Supplement (TPA)	0										
Road Maintenance (TPA)	0										
HUMAN SERVICES	28,241							23,906			3,335
Social Services (TPA)	28,241							23,906			3,335
Indian Child Welfare Act (TPA)	0										
Housing Program (TPA)	0										
Human Services Tribal Design (TPA)	0										
TRUST - NATURAL RESOURCES MANAGEMENT											
Natural Resources (TPA)	0										
Agriculture Program (TPA)	0										
Forestry Program (TPA)	0										
Water Resources Program (TPA)	0										
Wildlife & Parks Program (TPA)	0										
Energy & Minerals Program (TPA)	0										
TRUST - REAL ESTATE SERVICES											
Trust Services (TPA)	0										
Probate (TPA)	0										
RES Program (TPA)	0										
EQ Program (TPA)	0										
Alaskan Native Programs (TPA)	0										
Rights Protection (TPA)	0										
PUBLIC SAFETY & JUSTICE											
Tribal Courts (TPA)	0										
Fire Protection (TPA)	0										
COMMUNITY & ECONOMIC DEVELOPMENT	16,070										
Job Placement & Training (TPA)	16,070										
Economic Development (TPA)	0										
EXECUTIVE DIRECTION & ADMINISTRATIVE SERVICES											
Administrative Services (TPA)	0										
BUREAU OF INDIAN EDUCATION											
OPERATION OF INDIAN EDUCATION PROGRAMS	64,375									1,500	10,045
Johnson-O'Malley Assistance Grants (TPA)	49,191									1,500	10,045
Tribal Colleges & Universities Supplements (TPA)	0										
Scholarships & Adult Education (TPA)	15,184										

CTGP Breakout
FY 2023 Enacted
(Dollars)

ACCOUNT ACTIVITY Sub Activity Program Element	Native Village of Mekoryuk	Native Village of Napaskiak	Native Village of Nightmute	Native Village of Nunapitchuk	Village of Ohogamiut	Pitka's Point Traditional Council	Village of Sleetmute	Nunakauyarmiut Tribe	Native Village of Tununak	Umkumiute Native Village	Native Village of Chuathbaluk
TOTAL CTGP	115,107	78,044	120,003	119,936	168,474	166,721	148,442	65,930	108,715	182,724	133,805
BUREAU OF INDIAN AFFAIRS											
OPERATION OF INDIAN PROGRAMS	109,007	73,044	116,503	118,369	164,475	166,721	134,207	62,459	105,715	170,766	133,805
TRIBAL GOVERNMENT	108,007	73,044	116,503	118,369	164,475	166,721	118,137	62,459	105,715	170,766	133,805
Aid to Tribal Government (TPA)	108,007	73,044	116,503	118,369	164,475	166,721	118,137	62,459	105,715	170,766	133,805
New Tribes (TPA)											
Small Tribes Supplement (TPA)											
Road Maintenance (TPA)											
HUMAN SERVICES	1,000										
Social Services (TPA)	1,000										
Indian Child Welfare Act (TPA)											
Housing Program (TPA)											
Human Services Tribal Design (TPA)											
TRUST - NATURAL RESOURCES MANAGEMENT											
Natural Resources (TPA)											
Agriculture Program (TPA)											
Forestry Program (TPA)											
Water Resources Program (TPA)											
Wildlife & Parks Program (TPA)											
Energy & Minerals Program (TPA)											
TRUST - REAL ESTATE SERVICES											
Trust Services (TPA)											
Probate (TPA)											
RES Program (TPA)											
EQ Program (TPA)											
Alaskan Native Programs (TPA)											
Rights Protection (TPA)											
PUBLIC SAFETY & JUSTICE											
Tribal Courts (TPA)											
Fire Protection (TPA)											
COMMUNITY & ECONOMIC DEVELOPMENT							16,070				
Job Placement & Training (TPA)							16,070				
Economic Development (TPA)											
EXECUTIVE DIRECTION & ADMINISTRATIVE SERVICES											
Administrative Services (TPA)											
BUREAU OF INDIAN EDUCATION											
OPERATION OF INDIAN EDUCATION PROGRAMS	6,100	5,000	3,500	1,567	3,999		14,235	3,471	3,000	11,958	
Johnson-O'Malley Assistance Grants (TPA)	3,000	5,000	3,500	1,567	3,999		4,235	3,471	3,000	9,874	
Tribal Colleges & Universities Supplements (TPA)											
Scholarships & Adult Education (TPA)	3,100						10,000			2,084	

CTGP Breakout
FY 2023 Enacted
(Dollars)

ACCOUNT ACTIVITY Sub Activity Program Element	FAIRBANKS AGENCY TOTAL	Village of Anaktuvuk Pass	Anvik Village	Arctic Village	Native Village of Atkasuk (Atkasook)	Beaver Village	Chalkyitsik Village	Village of Dot Lake	Native Village of Eagle	Holy Cross Village	Hughes Village	Huslia Village
TOTAL CTGP	2,126,223	63,488	171,642	40,832	66,562	142,802	119,457	129,693	119,049	24,919	21,293	72,536
BUREAU OF INDIAN AFFAIRS												
OPERATION OF INDIAN PROGRAMS	1,927,419	63,488	162,315	33,382	65,062	124,910	115,745	126,707	102,372	12,635	21,293	65,141
TRIBAL GOVERNMENT	1,788,747	63,488	162,315	33,382	64,062	117,447	113,745	124,107	87,416	4,170	21,293	58,337
Aid to Tribal Government (TPA)	1,788,747	63,488	162,315	33,382	64,062	117,447	113,745	124,107	87,416	4,170	21,293	58,337
New Tribes (TPA)	0											
Small Tribes Supplement (TPA)	0											
Road Maintenance (TPA)	0											
HUMAN SERVICES	55,267							2,600	8,000	7,500		6,804
Social Services (TPA)	55,267							2,600	8,000	7,500		6,804
Indian Child Welfare Act (TPA)	0											
Housing Program (TPA)	0											
Human Services Tribal Design (TPA)	0											
TRUST - NATURAL RESOURCES MANAGEMENT												
Natural Resources (TPA)	0											
Agriculture Program (TPA)	0											
Forestry Program (TPA)	0											
Water Resources Program (TPA)	0											
Wildlife & Parks Program (TPA)	0											
Energy & Minerals Program (TPA)	0											
TRUST - REAL ESTATE SERVICES												
Trust Services (TPA)	0											
Probate (TPA)	0											
RES Program (TPA)	0											
EQ Program (TPA)	0											
Alaskan Native Programs (TPA)	0											
Rights Protection (TPA)	0											
PUBLIC SAFETY & JUSTICE												
Tribal Courts (TPA)	0											
Fire Protection (TPA)	0											
COMMUNITY & ECONOMIC DEVELOPMENT	83,405				1,000	7,463	2,000		6,956	965		
Job Placement & Training (TPA)	82,583				1,000	7,463	2,000		6,956	965		
Economic Development (TPA)	822											
EXECUTIVE DIRECTION & ADMINISTRATIVE SERVICES												
Administrative Services (TPA)	0											
BUREAU OF INDIAN EDUCATION												
OPERATION OF INDIAN EDUCATION PROGRAMS	198,804		9,327	7,450	1,500	17,892	3,712	2,986	16,677	12,284		7,395
Johnson-O'Malley Assistance Grants (TPA)	68,951				500	2,864	2,500	400	7,000	7,784		4,299
Tribal Colleges & Universities Supplements (TPA)	30,036											
Scholarships & Adult Education (TPA)	99,817		9,327	7,450	1,000	15,028	1,212	2,586	9,677	4,500		3,096

CTGP Breakout
FY 2023 Enacted
(Dollars)

ACCOUNT ACTIVITY Sub Activity Program Element	Kaktovik Village	Village of Kaltag	Koyukuk Native Village	Galena Village (Louden Village)	Native Village Nuiqsut	Northway Village	Native Village of Point Hope	Native Village of Point Lay	Rampart Village	Village of Venetie	Native Village of Venetie Tribal Government	Village of Wainwright
TOTAL CTGP	105,816	164,945	57,756	156,570	84,648	166,139	159,299	96,226	4,845	1,157	67,857	88,692
BUREAU OF INDIAN AFFAIRS												
OPERATION OF INDIAN PROGRAMS	97,243	152,445	53,352	141,096	79,672	125,964	136,716	96,226	3,949	1,157	67,857	78,692
TRIBAL GOVERNMENT	97,040	145,934	49,266	124,596	70,264	89,301	127,525	96,226	1,949	1,157	67,857	67,870
Aid to Tribal Government (TPA)	97,040	145,934	49,266	124,596	70,264	89,301	127,525	96,226	1,949	1,157	67,857	67,870
New Tribes (TPA)												
Small Tribes Supplement (TPA)												
Road Maintenance (TPA)												
HUMAN SERVICES			400			27,963			2,000			
Social Services (TPA)			400			27,963			2,000			
Indian Child Welfare Act (TPA)												
Housing Program (TPA)												
Human Services Tribal Design (TPA)												
TRUST - NATURAL RESOURCES MANAGEMENT												
Natural Resources (TPA)												
Agriculture Program (TPA)												
Forestry Program (TPA)												
Water Resources Program (TPA)												
Wildlife & Parks Program (TPA)												
Energy & Minerals Program (TPA)												
TRUST - REAL ESTATE SERVICES												
Trust Services (TPA)												
Probate (TPA)												
RES Program (TPA)												
EQ Program (TPA)												
Alaskan Native Programs (TPA)												
Rights Protection (TPA)												
PUBLIC SAFETY & JUSTICE												
Tribal Courts (TPA)												
Fire Protection (TPA)												
COMMUNITY & ECONOMIC DEVELOPMENT	203	6,511	3,686	16,500	9,408	8,700	9,191					10,822
Job Placement & Training (TPA)	203	6,511	3,686	16,500	9,408	8,700	9,191					10,000
Economic Development (TPA)												822
EXECUTIVE DIRECTION & ADMINISTRATIVE SERVICES												
Administrative Services (TPA)												
BUREAU OF INDIAN EDUCATION												
OPERATION OF INDIAN EDUCATION PROGRAMS	8,573	12,500	4,404	15,474	4,976	40,175	22,583		896			10,000
Johnson-O'Malley Assistance Grants (TPA)	4,073		1,404	5,924		7,000	14,307		896			10,000
Tribal Colleges & Universities Supplements (TPA)						30,036						
Scholarships & Adult Education (TPA)	4,500	12,500	3,000	9,550	4,976	3,139	8,276					

CTGP Breakout
FY 2023 Enacted
(Dollars)

ACCOUNT ACTIVITY Sub Activity Program Element	NOME AGENCY TOTAL	Native Village of Ambler	Native Village of Buckland	Native Village of Deering	Native Village of Kiana	Native Village of Kivalina	Native Village of Kobuk	Native Village of Selawik
TOTAL CTGP	436,234	2,026	129,174	2,421	111,660	60,396	128,109	2,448
BUREAU OF INDIAN AFFAIRS								
OPERATION OF INDIAN PROGRAMS	411,613	2,026	121,974		96,660	60,396	128,109	2,448
TRIBAL GOVERNMENT	405,813	2,026	118,674		94,160	60,396	128,109	2,448
Aid to Tribal Government (TPA)	405,813	2,026	118,674		94,160	60,396	128,109	2,448
New Tribes (TPA)	0							
Small Tribes Supplement (TPA)	0							
Road Maintenance (TPA)	0							
HUMAN SERVICES								
Social Services (TPA)	0							
Indian Child Welfare Act (TPA)	0							
Housing Program (TPA)	0							
Human Services Tribal Design (TPA)	0							
TRUST - NATURAL RESOURCES MANAGEMENT								
Natural Resources (TPA)	0							
Agriculture Program (TPA)	0							
Forestry Program (TPA)	0							
Water Resources Program (TPA)	0							
Wildlife & Parks Program (TPA)	0							
Energy & Minerals Program (TPA)	0							
TRUST - REAL ESTATE SERVICES								
Trust Services (TPA)	0							
Probate (TPA)	0							
RES Program (TPA)	0							
EQ Program (TPA)	0							
Alaskan Native Programs (TPA)	0							
Rights Protection (TPA)	0							
PUBLIC SAFETY & JUSTICE								
Tribal Courts (TPA)	0							
Fire Protection (TPA)	0							
COMMUNITY & ECONOMIC DEVELOPMENT	5,800		3,300		2,500			
Job Placement & Training (TPA)	5,800		3,300		2,500			
Economic Development (TPA)	0							
EXECUTIVE DIRECTION & ADMINISTRATIVE SERVICES								
Administrative Services (TPA)	0							
BUREAU OF INDIAN EDUCATION								
OPERATION OF INDIAN EDUCATION PROGRAMS	24,621		7,200	2,421	15,000			
Johnson-O'Malley Assistance Grants (TPA)	2,421			2,421				
Tribal Colleges & Universities Supplements (TPA)	0							
Scholarships & Adult Education (TPA)	22,200		7,200		15,000			

CTGP Breakout
FY 2023 Enacted
(Dollars)

ACCOUNT ACTIVITY Sub Activity Program Element	SOUTHEAST AGENCY TOTAL	Angoon Community Association (IRA)	Craig Tribal Association	Douglas Indian Association (IRA)	Hoonah Indian Association (IRA)	Hydaburg Cooperative Association (IRA)	Chilkat Indian Village (Klukwan)	Petersburg Indian Association	Skagway Village	Wrangell Cooperative Association
TOTAL CTGP	1,259,009	138,013	99,659	109,693	178,030	209,505	177,864	167,844	123,615	54,786
BUREAU OF INDIAN AFFAIRS										
OPERATION OF INDIAN PROGRAMS	1,215,253	133,013	99,659	108,046	174,030	209,505	167,864	146,335	122,015	54,786
TRIBAL GOVERNMENT	1,089,727	130,013	99,659	86,893	154,587	209,505	137,864	113,236	117,282	40,688
Aid to Tribal Government (TPA)	1,089,727	130,013	99,659	86,893	154,587	209,505	137,864	113,236	117,282	40,688
New Tribes (TPA)	0									
Small Tribes Supplement (TPA)	0									
Road Maintenance (TPA)	0									
HUMAN SERVICES	29,703	2,500			12,750			5,099	3,133	6,221
Social Services (TPA)	29,703	2,500			12,750			5,099	3,133	6,221
Indian Child Welfare Act (TPA)	0									
Housing Program (TPA)	0									
Human Services Tribal Design (TPA)	0									
TRUST - NATURAL RESOURCES MANAGEMENT										
Natural Resources (TPA)	0									
Agriculture Program (TPA)	0									
Forestry Program (TPA)	0									
Water Resources Program (TPA)	0									
Wildlife & Parks Program (TPA)	0									
Energy & Minerals Program (TPA)	0									
TRUST - REAL ESTATE SERVICES										
Trust Services (TPA)	0									
Probate (TPA)	0									
RES Program (TPA)	0									
EQ Program (TPA)	0									
Alaskan Native Programs (TPA)	0									
Rights Protection (TPA)	0									
PUBLIC SAFETY & JUSTICE										
Tribal Courts (TPA)	0									
Fire Protection (TPA)	0									
COMMUNITY & ECONOMIC DEVELOPMENT	95,823	500		21,153	6,693		30,000	28,000	1,600	7,877
Job Placement & Training (TPA)	94,567	500		21,153	6,693		30,000	28,000	1,600	6,621
Economic Development (TPA)	1,256									1,256
EXECUTIVE DIRECTION & ADMINISTRATIVE SERVICES										
Administrative Services (TPA)	0									
BUREAU OF INDIAN EDUCATION										
OPERATION OF INDIAN EDUCATION PROGRAMS	43,756	5,000		1,647	4,000		10,000	21,509	1,600	
Johnson-O'Malley Assistance Grants (TPA)	960							960		
Tribal Colleges & Universities Supplements (TPA)	0									
Scholarships & Adult Education (TPA)	42,796	5,000		1,647	4,000		10,000	20,549	1,600	

CTGP Breakout
FY 2023 Enacted
(Dollars)

ACCOUNT ACTIVITY Sub Activity Program Element	MIDWEST TOTAL	Sac & Fox of MS (IA)	Minnesota Chippewa	Bad River	Lac Courte Oreilles	Forest County Potawatomi	Red Cliff	St. Croix Chippewa	Sokaogon Chippewa	Stockbridge Munsee	Ho-Chunk	Upper Sioux
TOTAL, CTGP	10,125,168	272,993	261,000	228,286	194,647	135,946	518,940	383,043	206,982	331,135	558,453	60,176
BUREAU OF INDIAN AFFAIRS												
OPERATION OF INDIAN PROGRAMS	8,232,273	272,993	261,000				356,880	243,701	74,466	188,046	365,000	60,176
TRIBAL GOVERNMENT	3,287,851	272,993	261,000				90,000			31,003		60,176
Aid to Tribal Government (TPA)	3,287,851	272,993	261,000				90,000			31,003		60,176
New Tribes (TPA)	0											
Small Tribes Supplement (TPA)	0											
Road Maintenance (TPA)	0											
HUMAN SERVICES	1,517,167						60,000	99,591	43,466	99,688	135,000	
Social Services (TPA)	973,791						10,000			33,033		
Indian Child Welfare Act (TPA)	543,375						50,000	99,591	43,466	66,655	135,000	
Housing Program (TPA)	0											
Human Services Tribal Design (TPA)	0											
TRUST - NATURAL RESOURCES MANAGEMENT	543,390									32,553		
Natural Resources (TPA)	349,351											
Agriculture Program (TPA)	0											
Forestry Program (TPA)	32,553									32,553		
Water Resources Program (TPA)	0											
Wildlife & Parks Program (TPA)	161,486											
Energy & Minerals Program (TPA)	0											
TRUST - REAL ESTATE SERVICES	365,000										215,000	
Trust Services (TPA)	365,000										215,000	
Probate (TPA)	0											
RES Program (TPA)	0											
EQ Program (TPA)	0											
Alaskan Native Programs (TPA)	0											
Rights Protection (TPA)	0											
PUBLIC SAFETY & JUSTICE	1,976,370						35,000	87,101	31,000	24,802		
Tribal Courts (TPA)	1,704,478							72,779	31,000			
Fire Protection (TPA)	271,892						35,000	14,322		24,802		
COMMUNITY & ECONOMIC DEVELOPMENT	289,998						171,880	45,518			15,000	
Job Placement & Training (TPA)	148,998						30,880	45,518			15,000	
Economic Development (TPA)	141,000						141,000					
EXECUTIVE DIRECTION & ADMINISTRATIVE SERVICES	252,497							11,491				
Administrative Services (TPA)	252,497							11,491				
BUREAU OF INDIAN EDUCATION												
OPERATION OF INDIAN EDUCATION PROGRAMS	1,892,895			228,286	194,647	135,946	162,060	139,342	132,516	143,089	193,453	
Johnson-O'Malley Assistance Grants (TPA)	243,497						23,800	39,490	31,095	35,772	78,500	
Tribal Colleges & Universities Supplements (TPA)	0											
Scholarships & Adult Education (TPA)	1,649,398			228,286	194,647	135,946	138,260	99,852	101,421	107,317	114,953	

CTGP Breakout
FY 2023 Enacted
(Dollars)

ACCOUNT ACTIVITY Sub Activity Program Element	Lower Sioux	Prairie Island	Shakopee Mdewakanton Sioux	Menominee	Bay Mills	Hannahville	Saginaw Chippewa	Keweenaw Bay	Nottawaseppi Huron	Lac Vieux Desert Chippewa	Pokagon	Little Traverse Bay
TOTAL, CTGP	195,614	190,977	156,664	191,246	835,114	587,523	532,428	710,257	11,203	443,379	1,504,946	1,614,216
BUREAU OF INDIAN AFFAIRS												
OPERATION OF INDIAN PROGRAMS	195,614	190,977	156,664	191,246	705,667	587,523	496,588	665,257	11,203	332,490	1,504,946	1,371,836
TRIBAL GOVERNMENT	39,537	333	6,664	191,246	118,860	587,523			11,203	52,442	1,504,946	59,925
Aid to Tribal Government (TPA)	39,537	333	6,664	191,246	118,860	587,523			11,203	52,442	1,504,946	59,925
New Tribes (TPA)												
Small Tribes Supplement (TPA)												
Road Maintenance (TPA)												
HUMAN SERVICES	86,749				130,308		128,323	355,257		104,479		274,306
Social Services (TPA)	86,749				65,154		88,160	355,257		61,132		274,306
Indian Child Welfare Act (TPA)					65,154		40,162			43,347		
Housing Program (TPA)												
Human Services Tribal Design (TPA)												
TRUST - NATURAL RESOURCES MANAGEMENT					161,486		23,651			28,400		297,300
Natural Resources (TPA)							23,651			28,400		297,300
Agriculture Program (TPA)												
Forestry Program (TPA)												
Water Resources Program (TPA)												
Wildlife & Parks Program (TPA)					161,486							
Energy & Minerals Program (TPA)												
TRUST - REAL ESTATE SERVICES			150,000									
Trust Services (TPA)			150,000									
Probate (TPA)												
RES Program (TPA)												
EQ Program (TPA)												
Alaskan Native Programs (TPA)												
Rights Protection (TPA)												
PUBLIC SAFETY & JUSTICE	69,328				295,013		294,252	310,000		89,569		740,305
Tribal Courts (TPA)	69,328				295,013		96,484	310,000		89,569		740,305
Fire Protection (TPA)							197,768					
COMMUNITY & ECONOMIC DEVELOPMENT										57,600		
Job Placement & Training (TPA)										57,600		
Economic Development (TPA)												
EXECUTIVE DIRECTION & ADMINISTRATIVE SERVICES		190,644					50,362					
Administrative Services (TPA)		190,644					50,362					
BUREAU OF INDIAN EDUCATION												
OPERATION OF INDIAN EDUCATION PROGRAMS					129,447		35,840	45,000		110,889		242,380
Johnson-O'Malley Assistance Grants (TPA)							31,840			3,000		
Tribal Colleges & Universities Supplements (TPA)												
Scholarships & Adult Education (TPA)					129,447		4,000	45,000		107,889		242,380

CTGP Breakout
FY 2023 Enacted
(Dollars)

ACCOUNT ACTIVITY Sub Activity Program Element	WESTERN TOTAL	Fort Mojave(AZ)	Chemehuevi	Pascua Yaqui (AZ)	Fallon Paiute- Shoshone	Fort McDermott Paiute- Shoshone	Lovelock Paiute	Pyramid Lake Paiute	Summit Lake Paiute	Walker River Paiute	Yomba Shoshone	Goshute Reservation
TOTAL, CTGP	7,806,384	221,353	117,326	1,534,104	58,417	34,753	165,420	97,959	153,626	95,498	133,816	52,552
BUREAU OF INDIAN AFFAIRS												
OPERATION OF INDIAN PROGRAMS	6,407,427	86,353	19,326	1,307,393			164,512		153,626		133,816	5,000
TRIBAL GOVERNMENT	1,289,135			85,748			47,639		153,626		133,816	
Aid to Tribal Government (TPA)	1,287,115			85,748			45,619		153,626		133,816	
New Tribes (TPA)	0											
Smal Tribes Supplement (TPA)	0											
Road Maintenance (TPA)	2,020						2,020					
HUMAN SERVICES	1,950,365		19,326	498,824			97,092					
Social Services (TPA)	1,506,808			385,245			97,092					
Indian Child Welfare Act (TPA)	443,557		19,326	113,579								
Housing Program (TPA)	0											
Human Services Tribal Design (TPA)	0											
TRUST - NATURAL RESOURCES MANAGEMENT	941,727											
Natural Resources (TPA)	622,129											
Agriculture Program (TPA)	120,000											
Forestry Program (TPA)	145,000											
Water Resources Program (TPA)	0											
Wildlife & Parks Program (TPA)	54,598											
Energy & Minerals Program (TPA)	0											
TRUST - REAL ESTATE SERVICES	197,151											
Trust Services (TPA)	197,151											
Probate (TPA)	0											
RES Program (TPA)	0											
EQ Program (TPA)	0											
Alaskan Native Programs (TPA)	0											
Rights Protection (TPA)	0											
PUBLIC SAFETY & JUSTICE	1,580,091			702,821			19,781					
Tribal Courts (TPA)	1,580,091			702,821			19,781					
Fire Protection (TPA)	0											
COMMUNITY & ECONOMIC DEVELOPMENT	448,958	86,353		20,000								5,000
Job Placement & Training (TPA)	448,958	86,353		20,000								5,000
Economic Development (TPA)	0											
EXECUTIVE DIRECTION & ADMINISTRATIVE SERVICES												
Administrative Services (TPA)	0											
BUREAU OF INDIAN EDUCATION												
OPERATION OF INDIAN EDUCATION PROGRAMS	1,398,957	135,000	98,000	226,711	58,417	34,753	908	97,959		95,498		47,552
Johnson-O'Malley Assistance Grants (TPA)	93,552	50,000										23,552
Tribal Colleges & Universities Supplements (TPA)	0											
Scholarships & Adult Education (TPA)	1,305,405	85,000	98,000	226,711	58,417	34,753	908	97,959		95,498		24,000

CTGP Breakout
FY 2023 Enacted
(Dollars)

ACCOUNT ACTIVITY Sub Activity Program Element	Hopi (AZ)	Yavapai- Apache Nation	Havasupai	Hualapai	Yavapai- Prescott	Tonto- Apache	Kaibab	Las Vegas Paiute Indians	Moapa	Paiute (UT)	Reno-Sparks
TOTAL, CTGP	2,812,192	414,759	287,314	723,601	133,251	153,037	193,614	160,362	186,905	20,610	55,915
BUREAU OF INDIAN AFFAIRS											
OPERATION OF INDIAN PROGRAMS	2,329,648	414,759	287,314	683,601	133,251	153,037	167,914	160,362	186,905	20,610	
TRIBAL GOVERNMENT	196,961		210,314	128,601	83,251	88,545		109,102	30,922	20,610	
Aid to Tribal Government (TPA)	196,961		210,314	128,601	83,251	88,545		109,102	30,922	20,610	
New Tribes (TPA)											
Smal Tribes Supplement (TPA)											
Road Maintenance (TPA)											
HUMAN SERVICES	719,410	154,221	52,000	160,000		64,492	55,000	40,000	90,000		
Social Services (TPA)	493,979	111,000	40,000	140,000		64,492	55,000	40,000	80,000		
Indian Child Welfare Act (TPA)	225,431	43,221	12,000	20,000					10,000		
Housing Program (TPA)											
Human Services Tribal Design (TPA)											
TRUST - NATURAL RESOURCES MANAGEMENT	473,813			345,000	50,000		72,914				
Natural Resources (TPA)	473,813			80,000	50,000		18,316				
Agriculture Program (TPA)				120,000							
Forestry Program (TPA)				145,000							
Water Resources Program (TPA)											
Wildlife & Parks Program (TPA)							54,598				
Energy & Minerals Program (TPA)											
TRUST - REAL ESTATE SERVICES	197,151										
Trust Services (TPA)	197,151										
Probate (TPA)											
RES Program (TPA)											
EQ Program (TPA)											
Alaskan Native Programs (TPA)											
Rights Protection (TPA)											
PUBLIC SAFETY & JUSTICE	404,708	260,538	25,000	50,000			40,000	11,260	65,983		
Tribal Courts (TPA)	404,708	260,538	25,000	50,000			40,000	11,260	65,983		
Fire Protection (TPA)											
COMMUNITY & ECONOMIC DEVELOPMENT	337,605										
Job Placement & Training (TPA)	337,605										
Economic Development (TPA)											
EXECUTIVE DIRECTION & ADMINISTRATIVE SERVICES											
Administrative Services (TPA)											
BUREAU OF INDIAN EDUCATION											
OPERATION OF INDIAN EDUCATION PROGRAMS	482,544			40,000			25,700				55,915
Johnson-O'Malley Assistance Grants (TPA)				20,000							
Tribal Colleges & Universities Supplements (TPA)											
Scholarships & Adult Education (TPA)	482,544			20,000			25,700				55,915

CTGP Breakout
FY 2023 Enacted
(Dollars)

ACCOUNT ACTIVITY Sub Activity Program Element	CENTRAL CALIFORNIA AGENCY TOTAL	Scotts Valley	Berry Creek Rancheria	Guidiville Rancheria	Big Sandy Rancheria	Big Valley Rancheria	Buena Vista Rancheria	Lytton Rancheria	Cold Springs Rancheria	Cachil DeHe- Colusa Rancheria	Cortina Rancheria	Cloverdale Rancheria
TOTAL CTGP	8,258,678	3,000	115,584	250,886	184,315	183,712	6,984	191,831	160,036	180,354	203,778	199,566
BUREAU OF INDIAN AFFAIRS												
OPERATION OF INDIAN PROGRAMS	8,216,432	3,000	115,584	208,640	184,315	183,712	6,984	191,831	160,036	180,354	203,778	199,566
TRIBAL GOVERNMENT	8,206,432		115,584	207,640	184,315	183,712	6,984	191,831	160,036	180,354	203,778	199,566
Aid to Tribal Government (TPA)	8,206,432		115,584	207,640	184,315	183,712	6,984	191,831	160,036	180,354	203,778	199,566
New Tribes (TPA)	0											
Small Tribes Supplement (TPA)	0											
Road Maintenance (TPA)	0											
HUMAN SERVICES	9,000	3,000										
Social Services (TPA)	9,000	3,000										
Indian Child Welfare Act (TPA)	0											
Housing Program (TPA)	0											
Human Services Tribal Design (TPA)	0											
TRUST - NATURAL RESOURCES MANAGEMENT												
Natural Resources (TPA)	0											
Agriculture Program (TPA)	0											
Forestry Program (TPA)	0											
Water Resources Program (TPA)	0											
Wildlife & Parks Program (TPA)	0											
Energy & Minerals Program (TPA)	0											
TRUST - REAL ESTATE SERVICES												
Trust Services (TPA)	0											
Probate (TPA)	0											
RES Program (TPA)	0											
EQ Program (TPA)	0											
Alaskan Native Programs (TPA)	0											
Rights Protection (TPA)	0											
PUBLIC SAFETY & JUSTICE												
Tribal Courts (TPA)	0											
Fire Protection (TPA)	0											
COMMUNITY & ECONOMIC DEVELOPMENT	1,000			1,000								
Job Placement & Training (TPA)	1,000			1,000								
Economic Development (TPA)	0											
EXECUTIVE DIRECTION & ADMINISTRATIVE SERVICES												
Administrative Services (TPA)	0											
BUREAU OF INDIAN EDUCATION												
OPERATION OF INDIAN EDUCATION PROGRAMS	42,246			42,246								
Johnson-O'Malley Assistance Grants (TPA)	39,020			39,020								
Tribal Colleges & Universities Supplements (TPA)	0											
Scholarships & Adult Education (TPA)	3,226			3,226								

CTGP Breakout
FY 2023 Enacted
(Dollars)

ACCOUNT ACTIVITY Sub Activity Program Element	Robinson Rancheria	Enterprise Rancheria	Grindstone Rancheria	Benton Paiute Reservation	Hopland	Jackson Rancheria	Chicken Ranch Rancheria	Cahto- Laytonville Rancheria	Fort Independence	Manchester	Middletown Rancheria	Ione
TOTAL CTGP	167,390	195,287	188,330	210,601	3,000	163,525	207,517	216,139	201,915	207,714	172,731	187,438
BUREAU OF INDIAN AFFAIRS												
OPERATION OF INDIAN PROGRAMS	167,390	195,287	188,330	210,601	3,000	163,525	207,517	216,139	201,915	207,714	172,731	187,438
TRIBAL GOVERNMENT	167,390	195,287	188,330	210,601		163,525	207,517	216,139	201,915	207,714	172,731	187,438
Aid to Tribal Government (TPA)	167,390	195,287	188,330	210,601		163,525	207,517	216,139	201,915	207,714	172,731	187,438
New Tribes (TPA)												
Small Tribes Supplement (TPA)												
Road Maintenance (TPA)												
HUMAN SERVICES					3,000							
Social Services (TPA)					3,000							
Indian Child Welfare Act (TPA)												
Housing Program (TPA)												
Human Services Tribal Design (TPA)												
TRUST - NATURAL RESOURCES MANAGEMENT												
Natural Resources (TPA)												
Agriculture Program (TPA)												
Forestry Program (TPA)												
Water Resources Program (TPA)												
Wildlife & Parks Program (TPA)												
Energy & Minerals Program (TPA)												
TRUST - REAL ESTATE SERVICES												
Trust Services (TPA)												
Probate (TPA)												
RES Program (TPA)												
EQ Program (TPA)												
Alaskan Native Programs (TPA)												
Rights Protection (TPA)												
PUBLIC SAFETY & JUSTICE												
Tribal Courts (TPA)												
Fire Protection (TPA)												
COMMUNITY & ECONOMIC DEVELOPMENT												
Job Placement & Training (TPA)												
Economic Development (TPA)												
EXECUTIVE DIRECTION & ADMINISTRATIVE SERVICES												
Administrative Services (TPA)												
BUREAU OF INDIAN EDUCATION												
OPERATION OF INDIAN EDUCATION PROGRAMS												
Johnson-O'Malley Assistance Grants (TPA)												
Tribal Colleges & Universities Supplements (TPA)												
Scholarships & Adult Education (TPA)												

CTGP Breakout
FY 2023 Enacted
(Dollars)

ACCOUNT ACTIVITY Sub Activity Program Element	Big Pine Paiute	Mechoopda- Chico Rancheria	Paskenta	Picayune Rancheria	Potter Valley	Redwood Valley Reservation	Round Valley	Greenville Rancheria	Shingle Springs	Table Mountain Rancheria	Tule River Indian Tribe	Paiute- Shoshone of the Lone Pine Reservation
TOTAL CTGP	217,731	239,099	201,295	205,889	217,716	201,202	152,793	172,369	4,127	196,779	413,987	203,490
BUREAU OF INDIAN AFFAIRS												
OPERATION OF INDIAN PROGRAMS	217,731	239,099	201,295	205,889	217,716	201,202	152,793	172,369	4,127	196,779	413,987	203,490
TRIBAL GOVERNMENT	217,731	239,099	201,295	205,889	217,716	201,202	152,793	172,369	4,127	196,779	413,987	203,490
Aid to Tribal Government (TPA)	217,731	239,099	201,295	205,889	217,716	201,202	152,793	172,369	4,127	196,779	413,987	203,490
New Tribes (TPA)												
Small Tribes Supplement (TPA)												
Road Maintenance (TPA)												
HUMAN SERVICES												
Social Services (TPA)												
Indian Child Welfare Act (TPA)												
Housing Program (TPA)												
Human Services Tribal Design (TPA)												
TRUST - NATURAL RESOURCES MANAGEMENT												
Natural Resources (TPA)												
Agriculture Program (TPA)												
Forestry Program (TPA)												
Water Resources Program (TPA)												
Wildlife & Parks Program (TPA)												
Energy & Minerals Program (TPA)												
TRUST - REAL ESTATE SERVICES												
Trust Services (TPA)												
Probate (TPA)												
RES Program (TPA)												
EQ Program (TPA)												
Alaskan Native Programs (TPA)												
Rights Protection (TPA)												
PUBLIC SAFETY & JUSTICE												
Tribal Courts (TPA)												
Fire Protection (TPA)												
COMMUNITY & ECONOMIC DEVELOPMENT												
Job Placement & Training (TPA)												
Economic Development (TPA)												
EXECUTIVE DIRECTION & ADMINISTRATIVE SERVICES												
Administrative Services (TPA)												
BUREAU OF INDIAN EDUCATION												
OPERATION OF INDIAN EDUCATION PROGRAMS												
Johnson-O'Malley Assistance Grants (TPA)												
Tribal Colleges & Universities Supplements (TPA)												
Scholarships & Adult Education (TPA)												

CTGP Breakout
FY 2023 Enacted
(Dollars)

ACCOUNT ACTIVITY Sub Activity Program Element	Mooretown Rancheria	California Valley Miwok	Sherwood Valley Rancheria	Tejon	Elem	Tuolumne	Wilton Miwok Rancheria	Habematolel Pomo	Coyote Valley	Bridgeport Paiute	Death Valley Timbi-Sha Shoshone
TOTAL CTGP	276,496	212,435	3,000	162,631	215,225	176,054	171,270	175,583	231,110	211,826	194,938
BUREAU OF INDIAN AFFAIRS											
OPERATION OF INDIAN PROGRAMS	276,496	212,435	3,000	162,631	215,225	176,054	171,270	175,583	231,110	211,826	194,938
TRIBAL GOVERNMENT	276,496	212,435		162,631	215,225	176,054	171,270	175,583	231,110	211,826	194,938
Aid to Tribal Government (TPA)	276,496	212,435		162,631	215,225	176,054	171,270	175,583	231,110	211,826	194,938
New Tribes (TPA)											
Small Tribes Supplement (TPA)											
Road Maintenance (TPA)											
HUMAN SERVICES			3,000								
Social Services (TPA)			3,000								
Indian Child Welfare Act (TPA)											
Housing Program (TPA)											
Human Services Tribal Design (TPA)											
TRUST - NATURAL RESOURCES MANAGEMENT											
Natural Resources (TPA)											
Agriculture Program (TPA)											
Forestry Program (TPA)											
Water Resources Program (TPA)											
Wildlife & Parks Program (TPA)											
Energy & Minerals Program (TPA)											
TRUST - REAL ESTATE SERVICES											
Trust Services (TPA)											
Probate (TPA)											
RES Program (TPA)											
EQ Program (TPA)											
Alaskan Native Programs (TPA)											
Rights Protection (TPA)											
PUBLIC SAFETY & JUSTICE											
Tribal Courts (TPA)											
Fire Protection (TPA)											
COMMUNITY & ECONOMIC DEVELOPMENT											
Job Placement & Training (TPA)											
Economic Development (TPA)											
EXECUTIVE DIRECTION & ADMINISTRATIVE SERVICES											
Administrative Services (TPA)											
BUREAU OF INDIAN EDUCATION											
OPERATION OF INDIAN EDUCATION PROGRAMS											
Johnson-O'Malley Assistance Grants (TPA)											
Tribal Colleges & Universities Supplements (TPA)											
Scholarships & Adult Education (TPA)											

CTGP Breakout
FY 2023 Enacted
(Dollars)

ACCOUNT ACTIVITY Sub Activity Program Element	NORTHERN CALIFORNIA AGENCY TOTAL	Alturas Indian Rancheria	Fort Bidwell Reservation	Pit River Tribe	Big Lagoon Rancheria	Resighini Rancheria	Blue Lake Rancheria	Elk Valley Rancheria	Rohnerville Rancheria	Quartz Valley	Wiyott Tribe	Trinidad Rancheria	Cedarville Rancheria
TOTAL CTGP	2,382,821	205,930	258,809	210,099	225,971	221,215	252,615	3,000	285,097	271,332	227,672	3,000	218,081
BUREAU OF INDIAN AFFAIRS													
OPERATION OF INDIAN PROGRAMS	2,031,129	205,930	233,809	189,099	225,471	221,215	109,941	3,000	257,784	177,120	189,279	3,000	215,481
TRIBAL GOVERNMENT	1,337,776	202,930	154,309	139,599	223,697	168,123	73,374		57,500	62,241	64,553		191,450
Aid to Tribal Government (TPA)	1,331,026	202,930	154,309	139,599	223,697	168,123	73,374		57,500	62,241	64,553		184,700
New Tribes (TPA)	0												
Small Tribes Supplement(TPA)	0												
Road Maintenance (TPA)	6,750												6,750
HUMAN SERVICES	420,483		14,500		750	48,667	12,072	3,000	197,284	51,779	70,000	3,000	19,431
Social Services (TPA)	261,541		4,500			4,424	8,997	3,000	195,284	1,336	40,000	3,000	1,000
Indian Child Welfare Act (TPA)	158,192		10,000			44,243	3,075		2,000	50,443	30,000		18,431
Housing Program (TPA)	0												
Human Services Tribal Design (TPA)	750				750								
TRUST - NATURAL RESOURCES MANAGEMENT	59,000	1,500	35,000	22,500									
Natural Resources (TPA)	0												
Agriculture Program (TPA)	24,000	1,500		22,500									
Forestry Program (TPA)	35,000		35,000										
Water Resources Program (TPA)	0												
Wildlife & Parks Program (TPA)	0												
Energy & Minerals Program (TPA)	0												
TRUST - REAL ESTATE SERVICES	20,913			3,000			5,913		3,000	3,000	3,000		3,000
Trust Services (TPA)	0												
Probate (TPA)	0												
RES Program (TPA)	20,913			3,000			5,913		3,000	3,000	3,000		3,000
EQ Program (TPA)	0												
Alaskan Native Programs (TPA)	0												
Rights Protection (TPA)	0												
PUBLIC SAFETY & JUSTICE	163,686	1,500	20,000	22,500	1,024	4,424	12,114			53,101	48,023		1,000
Tribal Courts (TPA)	8,587						8,537				50		
Fire Protection (TPA)	155,099	1,500	20,000	22,500	1,024	4,424	3,577			53,101	47,973		1,000
COMMUNITY & ECONOMIC DEVELOPMENT	29,271		10,000	1,500			6,468			7,000	3,703		600
Job Placement & Training (TPA)	27,218		10,000	1,500			6,468			7,000	2,000		250
Economic Development (TPA)	2,053										1,703		350
EXECUTIVE DIRECTION & ADMINISTRATIVE SERVICES													
Administrative Services (TPA)	0												
BUREAU OF INDIAN EDUCATION													
OPERATION OF INDIAN EDUCATION PROGRAMS	351,692		25,000	21,000	500		142,674		27,313	94,212	38,393		2,600
Johnson-O'Malley Assistance Grants (TPA)	96,223		5,000				2,930			51,500	36,393		400
Tribal Colleges & Universities Supplements (TPA)	0												
Scholarships & Adult Education (TPA)	255,469		20,000	21,000	500		139,744		27,313	42,712	2,000		2,200

CTGP Breakout
FY 2023 Enacted
(Dollars)

ACCOUNT ACTIVITY Sub Activity Program Element	SOUTHERN CALIFORNIA AGENCY TOTAL	Augustine	Cahuilla	Barona	Jamul	La Jolla	La Posta	Pala	Pechanga	San Manuel
TOTAL CTGP	2,615,003	188,653	173,338	146,012	193,352	216,929	171,780	3,000	87,894	131,093
BUREAU OF INDIAN AFFAIRS										
OPERATION OF INDIAN PROGRAMS	2,615,003	188,653	173,338	146,012	193,352	216,929	171,780	3,000	87,894	131,093
TRIBAL GOVERNMENT	2,472,537	188,653	173,338	146,012	193,352	216,929	171,780		87,894	131,093
Aid to Tribal Government (TPA)	2,472,537	188,653	173,338	146,012	193,352	216,929	171,780		87,894	131,093
New Tribes (TPA)	0									
Small Tribes Supplement (TPA)	0									
Road Maintenance (TPA)	0									
HUMAN SERVICES	3,000							3,000		
Social Services (TPA)	3,000							3,000		
Indian Child Welfare Act (TPA)	0									
Housing Program (TPA)	0									
Human Services Tribal Design (TPA)	0									
TRUST - NATURAL RESOURCES MANAGEMENT										
Natural Resources (TPA)	0									
Agriculture Program (TPA)	0									
Forestry Program (TPA)	0									
Water Resources Program (TPA)	0									
Wildlife & Parks Program (TPA)	0									
Energy & Minerals Program (TPA)	0									
TRUST - REAL ESTATE SERVICES										
Trust Services (TPA)	0									
Probate (TPA)	0									
RES Program (TPA)	0									
EQ Program (TPA)	0									
Alaskan Native Programs (TPA)	0									
Rights Protection (TPA)	0									
PUBLIC SAFETY & JUSTICE	139,466									
Tribal Courts (TPA)	0									
Fire Protection (TPA)	139,466									
COMMUNITY & ECONOMIC DEVELOPMENT										
Job Placement & Training (TPA)	0									
Economic Development (TPA)	0									
EXECUTIVE DIRECTION & ADMINISTRATIVE SERVICES										
Administrative Services (TPA)	0									
BUREAU OF INDIAN EDUCATION										
OPERATION OF INDIAN EDUCATION PROGRAMS										
Johnson-O'Malley Assistance Grants (TPA)	0									
Tribal Colleges & Universities Supplements (TPA)	0									
Scholarships & Adult Education (TPA)	0									

CTGP Breakout
FY 2023 Enacted
(Dollars)

ACCOUNT ACTIVITY Sub Activity Program Element	San Pasqual	Santa Ynez	lipay	Soboba	Sycuan	Torres-Martinez Desert Cahuilla	Ramona	Twenty Nine Palms	Viejas
TOTAL CTGP	141,251	177,294	184,062	3,283	139,466	204,624	171,339	162,634	118,999
BUREAU OF INDIAN AFFAIRS									
OPERATION OF INDIAN PROGRAMS	141,251	177,294	184,062	3,283	139,466	204,624	171,339	162,634	118,999
TRIBAL GOVERNMENT	141,251	177,294	184,062	3,283		204,624	171,339	162,634	118,999
Aid to Tribal Government (TPA)	141,251	177,294	184,062	3,283		204,624	171,339	162,634	118,999
New Tribes (TPA)									
Small Tribes Supplement (TPA)									
Road Maintenance (TPA)									
HUMAN SERVICES									
Social Services (TPA)									
Indian Child Welfare Act (TPA)									
Housing Program (TPA)									
Human Services Tribal Design (TPA)									
TRUST - NATURAL RESOURCES MANAGEMENT									
Natural Resources (TPA)									
Agriculture Program (TPA)									
Forestry Program (TPA)									
Water Resources Program (TPA)									
Wildlife & Parks Program (TPA)									
Energy & Minerals Program (TPA)									
TRUST - REAL ESTATE SERVICES									
Trust Services (TPA)									
Probate (TPA)									
RES Program (TPA)									
EQ Program (TPA)									
Alaskan Native Programs (TPA)									
Rights Protection (TPA)									
PUBLIC SAFETY & JUSTICE					139,466				
Tribal Courts (TPA)									
Fire Protection (TPA)					139,466				
COMMUNITY & ECONOMIC DEVELOPMENT									
Job Placement & Training (TPA)									
Economic Development (TPA)									
EXECUTIVE DIRECTION & ADMINISTRATIVE SERVICES									
Administrative Services (TPA)									
BUREAU OF INDIAN EDUCATION									
OPERATION OF INDIAN EDUCATION PROGRAMS									
Johnson-O'Malley Assistance Grants (TPA)									
Tribal Colleges & Universities Supplements (TPA)									
Scholarships & Adult Education (TPA)									

CTGP Breakout
FY 2023 Enacted
(Dollars)

ACCOUNT ACTIVITY Sub Activity Program Element	SOUTHWEST TOTAL	Pueblo of Acoma	Pueblo of Sandia	Pueblo of San Felipe	Pueblo of Santo Domingo	Pueblo of Laguna	Pueblo of Nambe	Pueblo of Picuris	Pueblo of Pojoaque	Pueblo of San Ildefonso	Pueblo of Tesuque	Zuni Tribe	Ramah Navajo Chapter
TOTAL CTGP	5,399,825	565,905	404,605	544,566	337,369	618,826	231,424	174,851	222,647	327,061	228,790	902,497	841,284
BUREAU OF INDIAN AFFAIRS													
OPERATION OF INDIAN PROGRAMS	5,034,715	565,905	404,605	179,456	337,369	618,826	231,424	174,851	222,647	327,061	228,790	902,497	841,284
TRIBAL GOVERNMENT	1,161,062	268,909	147,120		96,147		110,197	102,676	50,127	46,988	75,361		263,537
Aid to Tribal Government (TPA)	1,161,062	268,909	147,120	0	96,147		110,197	102,676	50,127	46,988	75,361		263,537
New Tribes (TPA)	0												
Small Tribes Supplement (TPA)	0												
Road Maintenance (TPA)	0												
HUMAN SERVICES	554,153			61,767		242,627						249,759	
Social Services (TPA)	533,618			41,232		242,627						249,759	
Indian Child Welfare Act (TPA)	20,535			20,535									
Housing Program (TPA)	0												
Human Services Tribal Design (TPA)	0												
TRUST - NATURAL RESOURCES MANAGEMENT	560,285						40,376	37,628		84,579			397,702
Natural Resources (TPA)	0												
Agriculture Program (TPA)	312,523												312,523
Forestry Program (TPA)	85,179												85,179
Water Resources Program (TPA)	0												
Wildlife & Parks Program (TPA)	162,583						40,376	37,628		84,579			
Energy & Minerals Program (TPA)	0												
TRUST - REAL ESTATE SERVICES	425,454								69,807	100,242	75,360		180,045
Trust Services (TPA)	180,045												180,045
Probate (TPA)	0												
RES Program (TPA)	245,409								69,807	100,242	75,360		
EQ Program (TPA)	0												
Alaskan Native Programs (TPA)	0												
Rights Protection (TPA)	0												
PUBLIC SAFETY & JUSTICE	2,228,873	296,996	252,725	17,561	241,222	376,199	80,851	34,547	102,713	95,252	78,069	652,738	
Tribal Courts (TPA)	1,764,398	104,191	252,725	17,561	241,222	292,199	80,851	34,547	102,713	95,252	78,069	465,068	
Fire Protection (TPA)	464,475	192,805				84,000						187,670	
COMMUNITY & ECONOMIC DEVELOPMENT	104,888		4,760	100,128									
Job Placement & Training (TPA)	0												
Economic Development (TPA)	104,888		4,760	100,128									
EXECUTIVE DIRECTION & ADMINISTRATIVE SERVICES													
Administrative Services (TPA)	0												
BUREAU OF INDIAN EDUCATION													
OPERATION OF INDIAN EDUCATION PROGRAMS	365,110			365,110									
Johnson-O'Malley Assistance Grants (TPA)	122,294			122,294									
Tribal Colleges & Universities Supplements (TPA)	0												
Scholarships & Adult Education (TPA)	242,816			242,816									

CTGP Breakout
FY 2023 Enacted
(Dollars)

ACCOUNT ACTIVITY Sub Activity Program Element	NORTHWEST TOTAL	Coeur D' Alene	Nez Perce	Quileute	Nooksack	Sauk- Suittie	Upper Skagit	Snoqualmie	Stillaguamish	Yakama	Spokane	Metlakatla
TOTAL CTGP	5,627,213	2,044,946	1,483,281	789	25,086	171,519	208	210,905	273,137	70,905	152,710	1,193,727
BUREAU OF INDIAN AFFAIRS												
OPERATION OF INDIAN PROGRAMS	5,036,850	1,459,583	1,483,281	789	25,086	166,519	208	210,905	273,137	70,905	152,710	1,193,727
TRIBAL GOVERNMENT	728,282	220,132			25,086	110,000	208	210,905	91,046	70,905		
Aid to Tribal Government (TPA)	718,282	220,132			25,086	100,000	208	210,905	91,046	70,905		
New Tribes (TPA)	0											
Small Tribes Supplement (TPA)	0											
Road Maintenance (TPA)	10,000					10,000						
HUMAN SERVICES	795,972	481,702	117,179			15,000			182,091			
Social Services (TPA)	309,484	188,223	25,216			5,000			91,045			
Indian Child Welfare Act (TPA)	359,759	166,750	91,963			10,000			91,046			
Housing Program (TPA)	0											
Human Services Tribal Design (TPA)	126,729	126,729										
TRUST - NATURAL RESOURCES MANAGEMENT	2,609,595	238,526	1,167,342			10,000						1,193,727
Natural Resources (TPA)	1,228,943		25,216			10,000						1,193,727
Agriculture Program (TPA)	244,741		244,741									
Forestry Program (TPA)	716,142	238,526	477,616									
Water Resources Program (TPA)	223,975		223,975									
Wildlife & Parks Program (TPA)	112,730		112,730									
Energy & Minerals Program (TPA)	83,064		83,064									
TRUST - REAL ESTATE SERVICES	273,595	263,595				10,000						
Trust Services (TPA)	263,595	263,595										
Probate (TPA)	0											
RES Program (TPA)	0											
EQ Program (TPA)	0											
Alaskan Native Programs (TPA)	0											
Rights Protection (TPA)	10,000					10,000						
PUBLIC SAFETY & JUSTICE	459,388	255,628	198,760			5,000						
Tribal Courts (TPA)	459,388	255,628	198,760			5,000						
Fire Protection (TPA)	0											
COMMUNITY & ECONOMIC DEVELOPMENT	16,519					16,519						
Job Placement & Training (TPA)	0											
Economic Development (TPA)	16,519					16,519						
EXECUTIVE DIRECTION & ADMINISTRATIVE SERVICES	153,499			789							152,710	
Administrative Services (TPA)	153,499			789							152,710	
BUREAU OF INDIAN EDUCATION												
OPERATION OF INDIAN EDUCATION PROGRAMS	590,363	585,363				5,000						
Johnson-O'Malley Assistance Grants (TPA)	4,432	1,932				2,500						
Tribal Colleges & Universities Supplements (TPA)	0											
Scholarships & Adult Education (TPA)	585,931	583,431				2,500						

CTGP Breakout
FY 2023 Enacted
(Dollars)

ACCOUNT ACTIVITY Sub Activity Program Element	EASTERN TOTAL	Indian Township Reservation	Pleasant Point Reservation	Penobscot	Houlton	Mashantucket Pequot	Miccosukee	Narragansett	Poarch	Aroostook	Catawba	Jena
TOTAL CTGP	13,711,498	823,735	1,129,491	1,861,775	492,420	148,176	1,224,629	1,019,959	1,236,323	603,979	1,542,227	257,238
BUREAU OF INDIAN AFFAIRS												
OPERATION OF INDIAN PROGRAMS	12,632,785	823,735	843,167	1,861,775	492,420		1,194,629	1,019,959	1,200,507	503,519	1,526,048	222,238
TRIBAL GOVERNMENT	8,626,404	823,735	71,620	1,861,775	492,420		113,229	1,019,959	400,267	295,847	1,062,197	222,238
Aid to Tribal Government (TPA)	8,482,020	823,735	71,620	1,861,775	492,420		113,229	1,019,959	381,919	194,119	1,062,197	222,238
New Tribes (TPA)	0											
Small Tribes Supplement (TPA)	0											
Road Maintenance (TPA)	144,384								18,348	101,728		
HUMAN SERVICES	1,359,945		408,405						228,265	151,789	286,481	
Social Services (TPA)	1,061,205		408,405						181,118	82,580	104,097	
Indian Child Welfare Act (TPA)	298,740								47,147	69,209	182,384	
Housing Program (TPA)	0											
Human Services Tribal Design (TPA)	0											
TRUST - NATURAL RESOURCES MANAGEMENT	1,127,113		77,065				664,700		244,620		134,717	
Natural Resources (TPA)	325,733								191,016		134,717	
Agriculture Program (TPA)	6,011											
Forestry Program (TPA)	0											
Water Resources Program (TPA)	513,765		77,065				436,700					
Wildlife & Parks Program (TPA)	281,604						228,000		53,604			
Energy & Minerals Program (TPA)	0											
TRUST - REAL ESTATE SERVICES	270,653						228,000				42,653	
Trust Services (TPA)	42,653										42,653	
Probate (TPA)	0											
RES Program (TPA)	228,000						228,000					
EQ Program (TPA)	0											
Alaskan Native Programs (TPA)	0											
Rights Protection (TPA)	0											
PUBLIC SAFETY & JUSTICE	1,127,587		286,077				123,500		327,355			
Tribal Courts (TPA)	794,757		242,063				71,500		190,539			
Fire Protection (TPA)	332,830		44,014				52,000		136,816			
COMMUNITY & ECONOMIC DEVELOPMENT												
Job Placement & Training (TPA)	0											
Economic Development (TPA)	0											
EXECUTIVE DIRECTION & ADMINISTRATIVE SERVICES	121,083						65,200			55,883		
Administrative Services (TPA)	121,083						65,200			55,883		
BUREAU OF INDIAN EDUCATION												
OPERATION OF INDIAN EDUCATION PROGRAMS	1,078,713		286,324			148,176	30,000		35,816	100,460	16,179	35,000
Johnson-O'Malley Assistance Grants (TPA)	67,647								35,816	15,652	16,179	
Tribal Colleges & Universities Supplements (TPA)	0											
Scholarships & Adult Education (TPA)	1,011,066		286,324			148,176	30,000			84,808		35,000

CTGP Breakout
FY 2023 Enacted
(Dollars)

ACCOUNT ACTIVITY Sub Activity Program Element	Mashpee Wampanoag	Tunica/ Biloxi	Chitimacha	Coushatta	Shinnecock	Seneca Nation (NY)	St. Regis Mohawk	Tonawanda	Oneida Nation	Cayuga Nation	Eastern Band of Cherokee	Seminole
TOTAL CTGP	351,682	41,912	1,003,901	6,011	14,284	777	219,270	2,942	1,444,312	9,487	276,545	423
BUREAU OF INDIAN AFFAIRS												
OPERATION OF INDIAN PROGRAMS	351,682	41,912	853,688	6,011	14,284	777	219,270	2,942	1,444,312	9,487		423
TRIBAL GOVERNMENT	351,682	41,912	178,028		14,284	777	219,270	2,942	1,444,312	9,487		423
Aid to Tribal Government (TPA)	351,682	41,912	153,720		14,284	777	219,270	2,942	1,444,312	9,487		423
New Tribes (TPA)												
Small Tribes Supplement (TPA)												
Road Maintenance (TPA)			24,308									
HUMAN SERVICES			285,005									
Social Services (TPA)			285,005									
Indian Child Welfare Act (TPA)												
Housing Program (TPA)												
Human Services Tribal Design (TPA)												
TRUST - NATURAL RESOURCES MANAGEMENT				6,011								
Natural Resources (TPA)												
Agriculture Program (TPA)				6,011								
Forestry Program (TPA)												
Water Resources Program (TPA)												
Wildlife & Parks Program (TPA)												
Energy & Minerals Program (TPA)												
TRUST - REAL ESTATE SERVICES												
Trust Services (TPA)												
Probate (TPA)												
RES Program (TPA)												
EQ Program (TPA)												
Alaskan Native Programs (TPA)												
Rights Protection (TPA)												
PUBLIC SAFETY & JUSTICE			390,655									
Tribal Courts (TPA)			290,655									
Fire Protection (TPA)			100,000									
COMMUNITY & ECONOMIC DEVELOPMENT												
Job Placement & Training (TPA)												
Economic Development (TPA)												
EXECUTIVE DIRECTION & ADMINISTRATIVE SERVICES												
Administrative Services (TPA)												
BUREAU OF INDIAN EDUCATION												
OPERATION OF INDIAN EDUCATION PROGRAMS			150,213								276,545	
Johnson-O'Malley Assistance Grants (TPA)												
Tribal Colleges & Universities Supplements (TPA)												
Scholarships & Adult Education (TPA)			150,213								276,545	

Public Safety and Justice Law Enforcement Programs

Base Public Safety and Justice Funding

Bureau Location / Tribe	Program Operation	LE Program Count	State	FY 2023 Enacted Base Funding
<i>Criminal Investigations & Police Services:</i>				
NAGPRA Implementation	Bureau		National	1,495,369
CLEO Program (All \$ To Tribes)	Bureau		National	1,000,000
FY 2023 Increase for New LE Programs	Bureau		National	7,000,000
McGirt Funds - Reserve	Bureau		National	1,000,000
Nationwide Body-worn Camera System	Bureau		National	4,000,000
Nationwide Drug Enforcement Unit	Bureau		National	12,633,081
Nationwide School Resource Officer Program	Bureau		National	1,295,677
Nationwide K-9 Officer Unit	Bureau		National	1,611,604
Nationwide Background Investigations Unit	Bureau		National	1,995,369
Nationwide Missing & Murdered Unit	Bureau		National	3,443,215
National Oversight - Law Enforcement	Bureau		National	7,044,042
District 1				
D1 - District 1 LE Office - OJS	Bureau	N/A	SD	1,613,340
D1 - Crow Creek Agency OJS	Bureau	1	SD	1,506,272
D1 - Ft. Berthold Agency OJS	Bureau	2	ND	594,334
D1 - Ft. Totten Agency OJS	Bureau	3	ND	2,103,618
D1 - Lower Brule Agency OJS	Bureau	4	SD	1,478,684
D1 - Pine Ridge Agency OJS	Bureau	5	SD	0
D1 - Standing Rock Agency OJS	Bureau	6	ND	3,309,950
D1 - Turtle Mountain Agency OJS	Bureau	7	ND	2,457,771
D1 - Winnebago Agency OJS	Bureau	8	NE	1,028,004
D1 - Yankton Agency OJS	Bureau	9	SD	90,147
D1 - Cheyenne River Sioux Tribe	Tribe	10	SD	2,331,033
D1 - Flandreau Santee Sioux Tribe	Tribe	11	SD	362,915
D1 - Oglala Sioux Tribe of Pine Ridge	Tribe	12	SD	5,678,013
D1 - Omaha Tribe of Nebraska	Tribe	13	NE	1,787,388
D1 - Rosebud Sioux Tribe	Tribe	14	SD	3,387,926
D1 - Santee Sioux Tribe	Tribe	15	NE	487,629
D1 - Sisseton Wahpeton Sioux Tribe	Tribe	16	SD	1,034,725
D1 - Three Affiliated Tribes of Ft Berthold	Tribe	17	ND	1,546,399
D1 - Turtle Mountain Band of Chippewa Indians	Tribe	Counted w/ other	ND	220,106
D1 - Winnebago Tribe	Tribe	Counted w/ other	NE	291,159
D1 - Yankton Sioux Tribe	Tribe	Counted w/ other	SD	1,175,258
District 2				
D2 - District 2 LE Office - OJS	Bureau	N/A	OK	1,924,482
D2 - Anadarko Agency OJS	Bureau	18	OK	1,554,193

Base Public Safety and Justice Funding

Bureau Location / Tribe	Program Operation	LE Program Count	State	FY 2023 Enacted Base Funding
<i>Criminal Investigations & Police Services:</i>				
D2 - Concho Agency OJS	Bureau	19	OK	1,100,451
D2 - Miami Agency OJS	Bureau	20	OK	922,414
D2 - Pawnee Agency OJS	Bureau	21	OK	680,055
D2 - Comanche Nation, Oklahoma	Tribe	22	OK	567,172
D2 - Iowa Tribe of Kansas & Nebraska	Tribe	23	KS	303,775
D2 - Iowa Tribe of Oklahoma	Tribe	24	OK	383,839
D2 - Kickapoo Tribe of Kansas	Tribe	25	KS	305,714
D2 - Otoe-Missouria Tribe of Oklahoma	Tribe	26	OK	417,428
D2 - Pawnee Nation of Oklahoma	Tribe	27	OK	425,860
D2 - Prairie Band of Potawatomi of Kansas	Tribe	28	KS	354,883
D2 - Sac & Fox Tribe of Missouri in KS & NE	Tribe	29	KS	260,669
D2 - Seminole Nation of Oklahoma	Tribe	30	OK	1,021,050
D2 - Tonkawa Tribe of Oklahoma	Tribe	31	OK	304,548
District 3				
D3 - District 3 LE Office - OJS	Bureau	N/A	AZ	1,327,852
D3 - Colorado River Agency OJS	Bureau	32	AZ	330,573
D3 - Eastern Nevada Agency OJS	Bureau	33	NV	1,593,633
D3 - Ft. Apache Agency OJS	Bureau	34	AZ	808,207
D3 - Hopi Agency OJS	Bureau	Counted w/ other	AZ	247,801
D3 - San Carlos Agency OJS	Bureau	35	AZ	758,179
D3 - Southern Paiute Agency OJS	Bureau	36	AZ	225,206
D3 - Te-Moak Agency OJS	Bureau	37	AZ	716,069
D3 - Truxton Canon Agency OJS	Bureau	38	AZ	1,708,338
D3 - Uintah & Ouray Agency OJS	Bureau	39	UT	1,888,367
D3 - Western Nevada Agency OJS	Bureau	40	NV	1,313,802
D3 - Cocopah Indian Tribe	Tribe	41	AZ	508,502
D3 - Colorado River Indian Tribes	Tribe	42	AZ	1,100,993
D3 - Confederated Tribe Goshute Reservation	Tribe	43	NV	0
D3 - Fallon Paiute-Shoshone Tribes	Tribe	44	NV	444,271
D3 - Fort McDowell Mohave-Apache Indian Com.	Tribe	45	AZ	866,523
D3 - Fort Mojave Indian Tribe	Tribe	46	AZ	818,405
D3 - Hopi Tribe	Tribe	47	AZ	2,376,253
D3 - Hualapai Tribe	Tribe	48	AZ	1,296,557
D3 - Las Vegas Paiute Indians	Tribe	49	NV	216,401
D3 - Lovelock Paiute Tribe	Tribe	50	NV	291,849
D3 - Moapa Band of Paiute Indians	Tribe	51	NV	453,870
D3 - Pascua Yaqui Tribe of Arizona	Tribe	52	AZ	784,362

Base Public Safety and Justice Funding

Bureau Location / Tribe	Program Operation	LE Program Count	State	FY 2023 Enacted Base Funding
<i>Criminal Investigations & Police Services:</i>				
D3 - Pyramid Lake Paiute Tribe	Tribe	53	NV	681,161
D3 - Quechan Tribe of The Fort Yuma Reservation	Tribe	54	AZ	197,720
D3 - Reno-Sparks Indian Colony	Tribe	55	NV	472,011
D3 - San Carlos Apache Tribe	Tribe	56	AZ	4,548,796
D3 - Te-Moak Tribe of Western Shoshone	Tribe	Counted w/ other	NV	152,413
D3 - Tohono O'odham Nation of Arizona	Tribe	57	AZ	5,313,219
D3 - Tonto-Apache Tribe of Arizona	Tribe	58	AZ	150,707
D3 - Walker River Paiute Tribe	Tribe	59	NV	308,088
D3 - White Mountain Apache Tribe	Tribe	60	AZ	2,503,581
D3 - Yavapai-Apache Nation	Tribe	61	AZ	414,026
D3 - Yavapai-Prescott Tribe	Tribe	62	AZ	657,995
D3 - Yerington Paiute Tribe	Tribe	63	NV	405,561
D3 - Yomba Shoshone Tribe	Tribe	64	NV	0
District 4				
D4 - District 4 LE Office – OJS	Bureau	N/A	NM	2,030,313
D4 - Laguna Agency OJS	Bureau	65	NM	423,113
D4 - Mescalero Agency OJS	Bureau	66	NM	2,443,592
D4 - Northern Pueblos Agency OJS	Bureau	67	NM	1,295,555
D4 - Southern Pueblos Agency OJS	Bureau	68	NM	2,281,085
D4 - Ute Mountain Agency OJS	Bureau	69	CO	1,897,912
D4 - Jicarilla Apache Nation	Tribe	70	NM	338,383
D4 - Navajo Nation	Tribe	71	AZ	26,393,685
D4 - Pueblo of Acoma	Tribe	72	NM	775,681
D4 - Pueblo of Isleta	Tribe	73	NM	703,378
D4 - Pueblo of Laguna	Tribe	74	NM	989,646
D4 - Pueblo of Pojoaque	Tribe	75	NM	785,117
D4 - Pueblo of Santa Ana	Tribe	76	NM	423,297
D4 - Pueblo of Tesuque	Tribe	77	NM	219,883
D4 - Pueblo of Zia	Tribe	78	NM	407,766
D4 - Ramah Navajo Chapter	Tribe	79	NM	774,769
D4 - Southern Ute Tribe	Tribe	80	CO	1,226,647
D4 - Zuni Tribe	Tribe	81	NM	2,361,310
District 5				
D5 - District 5 LE Office - OJS	Bureau	N/A	MT	1,409,050
D5 - Blackfeet Agency OJS	Bureau	Counted w/ Other	MT	370,988
D5 - Crow Agency OJS	Bureau	82	MT	3,218,306
D5 - Northern Cheyenne Agency OJS	Bureau	83	MT	1,724,996

Base Public Safety and Justice Funding

Bureau Location / Tribe	Program Operation	LE Program Count	State	FY 2023 Enacted Base Funding
<i>Criminal Investigations & Police Services:</i>				
D5 - Wind River Agency OJS	Bureau	84	WY	3,768,385
D5 - Assinboine and Sioux Tribe Fort Peck	Tribe	85	MT	2,399,089
D5 - Blackfeet Tribal Business Council	Tribe	86	MT	2,540,983
D5 - Ft. Belknap Community Council	Tribe	87	MT	1,391,133
D5 - Northern Cheyenne Tribe	Tribe	Counted w/ other	MT	1,044,188
District 6				
D6 - District 6 LE Office - OJS	Bureau	N/A	TN	1,025,833
D6 - Chitimacha Tribe of Louisiana	Tribe	88	LA	357,018
D6 - Coushatta Tribe of Louisiana	Tribe	89	LA	254,419
D6 - Eastern Band of Cherokee Indians	Tribe	90	NC	643,918
D6 - Mashantucket Pequot Tribe	Tribe	91	CT	786,909
D6 - Miccosukee Tribe of Indians	Tribe	92	FL	1,177,070
D6 - Mississippi Band of Choctaw Indians	Tribe	93	MS	1,631,045
D6 - Narragansett Indian Tribe	Tribe	94	RI	247,486
D6 - Passamaquoddy Tribe Indian Township	Tribe	95	ME	673,249
D6 - Passamaquoddy Tribe Pleasant Point	Tribe	96	ME	525,256
D6 - Penobscot Tribe of Maine	Tribe	97	ME	539,747
D6 - Poarch Band of Creek Indians	Tribe	98	AL	548,465
D6 - Seminole Tribe of Florida	Tribe	99	FL	703,428
D6 - St. Regis Mohawk Tribe	Tribe	100	NY	892,318
D6 - Tunica/Biloxi Tribe OJS	Tribe	101	LA	919,873
District 7				
D7 - District 7 LE Office – OJS	Bureau	N/A	MN	680,584
D7 - Nett Lake Agency OJS	Bureau	102	MI	700,892
D7 - Bay Mills Indian Community	Tribe	103	MI	523,806
D7 - Hannahville Indian Community	Tribe	104	MI	648,054
D7 - Keweenaw Bay Indian Community	Tribe	105	MI	500,244
D7 - Lac Du Flambeau Chippewa	Tribe	106	WI	472,055
D7 - Lac Vieux Desert Chippewa Indians	Tribe	107	MI	510,557
D7 - Little Traverse Bay Band of Ottawa	Tribe	108	MI	150,471
D7 - Lower Sioux Indian Community	Tribe	109	MN	205,624
D7 - Menominee Indian Tribe of Wisconsin	Tribe	110	WI	1,202,650
D7 - Pokagon Band	Tribe	111	MI	332,324
D7 - Red Cliff Band of L S Chippewa	Tribe	112	WI	257,866
D7 - Saginaw Chippewa Indian Tribe	Tribe	113	MI	723,111
D7 - Stockbridge Munsee Community	Tribe	114	WI	134,468
District 8				

Base Public Safety and Justice Funding

Bureau Location / Tribe	Program Operation	LE Program Count	State	FY 2023 Enacted Base Funding
<i>Criminal Investigations & Police Services:</i>				
D8 - District 8 LE Office – OJS	Bureau	N/A	OR	989,610
D8 - Burns-Paiute Agency OJS	Bureau	115	OR	405,565
D8 - Chehalis Business Council	Tribe	116	WA	722,320
D8 - Coeur D'Alene	Tribe	117	ID	902,805
D8 - Columbia River	Tribe	118	WA	263,156
D8 - Confederated Tribes of Colville	Tribe	119	WA	1,648,813
D8 - Confederated Tribes of Warm Springs	Tribe	120	OR	497,116
D8 - Hoh Indian Tribe	Tribe	121	WA	254,514
D8 - Kalispel Indian Community	Tribe	122	WA	313,638
D8 - Nez Perce Tribe	Tribe	123	ID	1,096,071
D8 - Nooksack Tribal Council	Tribe	124	WA	312,885
D8 - Puyallup Tribal Council	Tribe	125	WA	698,895
D8 - Quileute Tribe	Tribe	126	WA	419,162
D8 - Sauk-Suiattle Indian Tribe	Tribe	127	WA	230,387
D8 - Shoshone Bannock	Tribe	128	ID	2,338,997
D8 - Snoqualmie Tribe – Joss	Tribe	129	WA	66,991
D8 - Spokane Tribe	Tribe	130	WA	1,081,655
D8 - Stillaguamish Tribe of Washington	Tribe	131	WA	148,130
D8 - Upper Skagit Indian Tribe of Washington	Tribe	132	WA	334,130
D8 - Yakama Tribal Council	Tribe	133	WA	948,091
District 9				
D9 - District 9 LE Office – OJS	Bureau	N/A	CA	410,384
Self-Governance Tribes				
OSG - Absentee Shawnee Tribe	Tribe	134	OK	308,854
OSG - Ak-Chin Indian Community	Tribe	135	AZ	196,236
OSG - Bois Forte Band (Nett Lake)	Tribe	Counted w/ other	MN	44,817
OSG - Cabazon Band of Mission Indians	Tribe	136	CA	844
OSG - Cherokee Nation	Tribe	137	OK	6,753,519
OSG - Chickasaw Nation	Tribe	138	OK	7,360,312
OSG - Chippewa-Cree Tribe	Tribe	139	MT	1,685,483
OSG - Choctaw Nation of Oklahoma	Tribe	140	OK	7,595,526
OSG - Citizen Potawatomi Nation	Tribe	141	OK	421,407
OSG - Confederated Salish and Kootenai Tribes	Tribe	142	MT	1,175,834
OSG - Confederated Tribes of Siletz Indians	Tribe	143	OR	118,287
OSG - Confederated Tribes of The Umatilla Res.	Tribe	144	OR	792,345
OSG - Coquille Tribe of Oregon	Tribe	145	OR	98,383
OSG - Duckwater Shoshone Tribe	Tribe	146	NV	138,620

Base Public Safety and Justice Funding

Bureau Location / Tribe	Program Operation	LE Program Count	State	FY 2023 Enacted Base Funding
<i>Criminal Investigations & Police Services:</i>				
OSG - Eastern Shawnee Tribe of Oklahoma	Tribe	147	OK	242,653
OSG - Ely Shoshone Tribe	Tribe	148	NV	159,336
OSG - Fond Du Lac Reservation Business Com.	Tribe	149	MN	120,243
OSG - Gila River Indian Community	Tribe	150	AZ	6,508,873
OSG - Grand Traverse Band Ottawa/Chippewa	Tribe	151	MI	393,165
OSG - Hoopa Valley Tribe	Tribe	152	CA	285,120
OSG - Jamestown S'klallam Tribal Council	Tribe	153	WA	248,946
OSG - Kaw Nation, Oklahoma	Tribe	154	OK	320,991
OSG - Kickapoo Tribe of Oklahoma	Tribe	155	OK	139,323
OSG - Kootenai Tribe of Idaho	Tribe	156	ID	37,642
OSG - Leech Lake Reservation Business Community	Tribe	157	MN	204,329
OSG - Little River Band of Ottawa Indians	Tribe	158	MI	313,691
OSG - Lower Elwha Tribal Community	Tribe	159	WA	245,549
OSG - Lummi Tribe	Tribe	160	WA	444,448
OSG - Makah Indian Tribe	Tribe	161	WA	479,051
OSG - Manzanita Band of Mission Indians	Tribe	162	CA	2,268
OSG - Metlakatla Indian Community	Tribe	163	AK	784,694
OSG - Miami Tribe of Oklahoma	Tribe	Counted w/ other	OK	163,442
OSG - Mille Lacs Band of Chippewa Indian	Tribe	164	MN	179,864
OSG - Muscogee (Creek) Nation, Oklahoma	Tribe	165	OK	3,915,205
OSG - Nisqually Indian Community Council	Tribe	166	WA	646,856
OSG - Ohkay Owingeh (formerly Pueblo of San Juan)	Tribe	167	NM	632,719
OSG - Oneida Tribe of Indians of Wisconsin	Tribe	168	WI	132,357
OSG - Osage Nation, Oklahoma	Tribe	169	OK	539,861
OSG - Port Gamble Indian Community	Tribe	170	WA	258,493
OSG - Pueblo of Jemez	Tribe	171	NM	556,509
OSG - Pueblo of Santa Clara	Tribe	172	NM	318,223
OSG - Pueblo of Taos	Tribe	173	NM	753,573
OSG - Quapaw Tribe of Indians	Tribe	174	OK	325,705
OSG - Quinault Tribe	Tribe	175	WA	707,930
OSG - Red Lake Band of Chippewa Indians	Tribe	176	MN	2,545,879
OSG - Sac & Fox Nation of Oklahoma	Tribe	177	OK	611,324
OSG - Salt River Pima-Maricopa Indian Community	Tribe	178	AZ	2,978,758
OSG - Sault Ste Marie Tribe of Chippewa	Tribe	179	MI	520,370
OSG - Shoalwater Bay Tribe	Tribe	180	WA	186,594
OSG - Skokomish Indian Tribe	Tribe	181	WA	152,364
OSG - Squaxin Island Tribal Council	Tribe	182	WA	305,780

Base Public Safety and Justice Funding

Bureau Location / Tribe	Program Operation	LE Program Count	State	FY 2023 Enacted Base Funding
<i>Criminal Investigations & Police Services:</i>				
OSG - Suquamish Indian Tribe	Tribe	183	WA	488,458
OSG - Swinomish Indian Tribal Community	Tribe	184	WA	318,222
OSG - Tulalip Tribes of Tulalip Reservation	Tribe	185	WA	292,887
OSG - Wampanoag Tribe of Gay Head (Aquinnah)	Tribe	186	MA	146,619
OSG - Washoe Tribe of Nevada and California	Tribe	187	NV	290,202
OSG - White Earth Reservation Business Community	Tribe	188	MN	272,767
OSG - Wyandotte Nation	Tribe	189	OK	104,370
OSG - Ysleta Del Sur Pueblo	Tribe	190	TX	538,401
OSG - Yurok Tribe	Tribe	191	CA	546,322
<i>Total - Criminal Investigations & Police Services</i>				274,152,000

Public Safety and Justice
Detention/Corrections
Programs

Base Detention and Corrections Funding

Bureau Location / Tribe	Program Operation	State	FY 2023 Enacted Base Funding
<i>Detention / Corrections:</i>			
Headquarters			
National Oversight - Corrections Program	Bureau	National	2,364,185
Nationwide Contract Bed Space	Bureau	National	6,159,782
Nationwide Background Investigations Unit	Bureau	National	1,000,000
District 1			
D1 - District 1 Corrections - OJS	Bureau	SD	288,511
D1 - Ft. Totten Detention	Bureau	ND	1,310,643
D1 - Lower Brule Detention	Bureau	SD	2,557,051
D1 - Standing Rock Detention	Bureau	ND	2,217,494
D1 - Turtle Mountain Detention	Bureau	ND	1,532,646
D1 - Winnebago Detention	Bureau	NE	469,515
D1 - Yankton Detention	Bureau	SD	2,275,506
D1 - Cheyenne River Sioux Tribe	Tribe	SD	1,854,333
D1 - Oglala Sioux Tribe of Pine Ridge	Tribe	SD	7,527,323
D1 - Omaha Tribe of Nebraska	Tribe	NE	803,961
D1 - Rosebud Sioux Tribe	Tribe	SD	4,262,267
D1 - Sisseton Wahpeton Sioux Tribe	Tribe	SD	325,427
D1 - Three Affiliated Tribes of Ft Berthold	Tribe	ND	3,094,442
District 2			
D2 - District 2 Corrections - OJS	Bureau	OK	154,566
D2 - Seminole Nation of Oklahoma	Tribe	OK	430,229
District 3			
D3 - District 3 Corrections - OJS	Bureau	AZ	228,298
D3 - Eastern Nevada Detention	Bureau	NV	1,580,122
D3 - Hopi Detention	Bureau	AZ	2,183,406
D3 - Uintah & Ouray Detention	Bureau	UT	1,134,447
D3 - Colorado River Indian Tribes	Tribe	AZ	1,742,151
D3 - Fort Mojave Indian Tribe	Tribe	AZ	224,315
D3 - Hualapai Tribe	Tribe	AZ	4,544,846
D3 - San Carlos Apache Tribe	Tribe	AZ	3,630,133
D3 - Tohono O'odham Nation of Arizona	Tribe	AZ	4,334,257
D3 - White Mountain Apache Tribe	Tribe	AZ	2,562,113
District 4			
D4 - District 4 Corrections - OJS	Bureau	NM	474,319
D4 - Mescalero Detention (Transport)	Bureau	NM	263,112
D4 - Ute Mountain Detention	Bureau	CO	3,089,950
D4 - Navajo Nation	Tribe	AZ	11,226,733
D4 - Pueblo of Acoma	Tribe	NM	128,601

Base Detention and Corrections Funding

Bureau Location / Tribe	Program Operation	State	FY 2023 Enacted Base Funding
<i>Detention / Corrections:</i>			
D4 - Pueblo of Laguna	Tribe	NM	520,998
D4 - Ramah Navajo Chapter	Tribe	NM	1,176,857
D4 - Zuni Tribe	Tribe	NM	1,379,418
District 5			
D5 - District 5 Corrections - OJS	Bureau	MT	223,185
D5 - Blackfeet Detention	Bureau	MT	1,481,299
D5 - Rock Mtn. Regional Detention Ctr.	Bureau	MT	6,089,209
D5 - Ft. Belknap Detention	Bureau	MT	506,002
D5 - Northern Cheyenne Detention	Bureau	MT	3,662,287
D5 - Wind River Detention	Bureau	WY	1,135,503
D5 - Assinboine and Sioux Tribe Fort Peck	Tribe	MT	3,764,079
District 6			
D6 – Eastern Band of Cherokee Indians	Tribe	NC	999,626
D6 – Mississippi Band of Choctaw Indians	Tribe	MS	2,981,110
District 7			
D7 - District 7 Corrections - OJS	Bureau	MN	164,134
D7 - Menominee Indian Tribe of Wisconsin	Tribe	WI	615,714
D7 - Saginaw Chippewa Indian Tribe	Tribe	MI	184,454
District 8			
D8 - District 8 Corrections - OJS	Bureau	OR	160,566
D8 - Spokane Detention	Bureau	WA	632,999
D8 - Chehalis Business Council	Tribe	WA	839,929
D8 - Confederated Tribes of Colville	Tribe	WA	2,877,475
D8 - Confederated Tribes of Warm Springs	Tribe	OR	543,265
D8 - Puyallup Tribal Council	Tribe	WA	856,816
D8 - Shoshone Bannock	Tribe	ID	4,731,656
D8 - Yakama Tribal Council	Tribe	WA	2,246,577
Self-Governance Tribes			
OSG – Ak-Chin Indian Community	Tribe	AZ	528,290
OSG - Cherokee Nation	Tribe	OK	5,068,954
OSG - Chickasaw Nation	Tribe	OK	1,032,102
OSG - Chippewa-Cree Tribe	Tribe	MT	886,517
OSG - Choctaw Nation of Oklahoma	Tribe	OK	1,252,051
OSG - Confederated Salish and Kootenai Tribes	Tribe	MT	121,905
OSG - Gila River Indian Community	Tribe	AZ	950,744
OSG - Makah Indian Tribe	Tribe	WA	82,573
OSG - Metlakatla Indian Community	Tribe	AK	82,990
OSG - Muscogee (Creek) Nation, Oklahoma	Tribe	OK	7,953,098

Base Detention and Corrections Funding

Bureau Location / Tribe	Program Operation	State	FY 2023 Enacted Base Funding
<i>Detention / Corrections:</i>			
OSG - Nisqually Indian Community Council	Tribe	WA	439,982
OSG - Pueblo of Taos	Tribe	NM	116,078
OSG - Quinault Tribe	Tribe	WA	129,559
OSG - Red Lake Band of Chippewa Indians	Tribe	MN	1,750,654
OSG - Sac & Fox Nation of Oklahoma	Tribe	OK	377,745
OSG - Salt River Pima-Maricopa Indian Com.	Tribe	AZ	690,026
OSG - Sault Ste. Marie Tribe Band of Chippewa	Tribe	MI	1,112,890
<i>Total - Detention / Corrections</i>			136,324,000